



البنك المركزي الأردني

النشرة الإحصائية الشهرية

أيلول ١٩٩١

المجلد السابع والعشرون - العدد ٩

دائرة الأبحاث والدراسات

يسمح باعادة نشر الجداول التي تضمها النشرة كلا او جزءا بشرط الاشارة الى المصدر- النشرة
الاحصائية الشهرية للبنك المركزي الاردني - والعدد الذي ظهرت فيه .

الفهرس

| | |
|------------|---|
| رقم الصفحة | |
| ٥ - ٤ | ١ أهم المؤشرات الاقتصادية . |
| | النقود والبنوك |
| ٩ - ٦ | ٢ موجودات ومطلوبات البنك المركزي الاردني . |
| ١٣ - ١٠ | ٣ الميزانية الموحدة للبنوك المرخصة . |
| ١٤ | ٤ الميزانية الموحدة لمؤسسات الاقراض المتخصصة . |
| ١٥ | ٥ الميزانية الموحدة للمؤسسات المالية الاخرى . |
| ١٦ | ٦ الميزانية الموحدة للجهاز المالي . |
| ١٧ | ٧ الارصدة من الذهب والعملات الاجنبية . |
| ١٩ | ٨ النقد المصدر حسب الفئات . |
| ٢٠ | ٩ عرض النقد . |
| ٢٢ | ١٠ العوامل المؤثرة في عرض النقد . |
| ٢٣ | ١١ الوضع النقدي للجهاز المصرفي . |
| ٢٤ | ١٢ القاعدة النقدية . |
| ٢٥ | ١٣ العوامل المؤثرة في القاعدة النقدية . |
| ٢٦ | ١٤ العوامل المؤثرة في النقد لدى الجمهور . |
| ٢٧ | ١٥ توزيع التسهيلات الائتمانية للبنوك المرخصة حسب القطاعات . |
| ٢٩ | ١٦ اجمالي التسهيلات الائتمانية حسب الجهة المقرضة . |
| ٣٠ | ١٧ حركة قروض مؤسسات الاقراض المتخصصة . |
| ٣١ | ١٨ هيكل اسعار الفائدة على القروض . |
| ٣٢ | ١٩ ودائع البنوك المرخصة لدى البنك المركزي . |
| ٣٥ - ٣٤ | ٢٠ اجمالي الودائع لدى البنوك المرخصة . |
| ٣٧ | ٢١ ودائع لدى البنوك المرخصة بالعملات الاجنبية . |
| ٣٨ | ٢٢ هيكل اسعار الفائدة على الودائع . |
| ٣٩ | ٢٣ اسناد القرض والقروض المصرفية المجمعة . |
| ٤٠ | ٢٤ تقاص البنوك . |
| | المالية العامة |
| ٤٣ - ٤٢ | ٢٥ خلاصة الموازنة العامة للحكومة المركزية . |
| ٤٤ | ٢٦ الايرادات المحلية للحكومة المركزية . |
| ٤٥ | ٢٧ الايرادات الخارجية للحكومة المركزية . |
| ٤٦ | ٢٨ النفقات العامة للحكومة المركزية . |
| ٤٧ | ٢٩ التصنيف الاقتصادي لنفقات الحكومة المركزية . |
| ٤٩ - ٤٨ | ٣٠ حركة الدين العام الداخلي . |
| ٥١ - ٥٠ | ٣١ الرصيد القائم للدين العام الداخلي . |
| ٥٣ | ٣٢ الدين العام الخارجي . |
| | ميزان المدفوعات والتجارة الخارجية |
| ٥٥ - ٥٤ | ٣٣ البنود الرئيسية لميزان المدفوعات . |
| ٥٦ | ٣٤ الحساب الجاري . |
| ٥٩ - ٥٨ | ٣٥ التركيب السلعي للتجارة الخارجية حسب الاغراض الاقتصادية . |
| ٦١ - ٦٠ | ٣٦ التوزيع الجغرافي للتجارة الخارجية . |
| ٦٣ - ٦٢ | ٣٧ التركيب السلعي للصادرات الوطنية حسب التصنيف الدولي . |
| ٦٥ - ٦٤ | ٣٨ التركيب السلعي للمستوردات حسب التصنيف الدولي . |
| ٦٧ - ٦٦ | ٣٩ الصادرات الوطنية الى دول السوق العربية المشتركة حسب التصنيف الدولي . |
| ٦٩ - ٦٨ | ٤٠ المستوردات من دول السوق العربية المشتركة حسب التصنيف الدولي . |
| ٧١ - ٧٠ | ٤١ الارقام القياسية لسعر الوحدة ووحدة الكمية للصادرات - المستوردات . |
| ٧٣ - ٧٢ | ٤٢ القادمون والمغادرون حسب الجنسيات . |
| ٧٤ | ٤٣ حركة ميناء العقبة . |
| ٧٥ | ٤٤ تصاريح العملة الصادرة حسب مناطق الدفع . |
| ٧٦ | ٤٥ تصاريح العملة الصادرة للمدفوعات غير المنظورة . |

الفهرس

| رقم الصفحة | | |
|------------|--|----|
| | الانتاج | |
| ٧٧ | الناتج القومي الاجمالي بالاسعار الجارية . | ٤٦ |
| ٧٨ | الناتج المحلي الاجمالي بالاسعار الثابته . | ٤٧ |
| ٧٩ | مصادر واستخدامات الناتج المحلي الاجمالي . | ٤٨ |
| ٨١ - ٨٠ | الانتاج الصناعي لاهم الصناعات . | ٤٩ |
| ٨٣ - ٨٢ | الرقم القياسي للانتاج الصناعي . | ٥٠ |
| ٨٥ - ٨٤ | نشاط البناء . | ٥١ |
| ٨٦ | الانتاج الزراعي . | ٥٢ |
| | الاسعار | |
| ٨٩ - ٨٨ | الرقم القياسي لتكاليف المعيشة . | ٥٣ |
| ٩١ - ٩٠ | اسعار الجملة لاهم السلع في مدينة عمان . | ٥٤ |
| ٩٣ - ٩٢ | الرقم القياسي لاسعار الجملة في مدينة عمان . | ٥٥ |
| ٩٥ - ٩٤ | معدل اسعار صرف اهم العملات الاجنبية (لكل وحدة) . | ٥٦ |
| ٩٧ | الرقم القياسي لاسعار الاسهم المتداولة . | ٥٧ |
| ٩٨ | الرقم القياسي لاسعار الاسهم . | ٥٨ |
| ١٠١ - ١٠٠ | الاسهم المتداولة في سوق عمان المالية . | ٥٩ |
| | الرسوم البيانية | |
| ١٨ | الارصدة من الذهب والعملات الاجنبية . | ١ |
| ٢١ | عرض النقود . | ٢ |
| ٢٨ | التسهيلات الائتمانية للبنوك المرخصة . | ٣ |
| ٣٣ | ودائع البنوك المرخصة لدى البنك المركزي . | ٤ |
| ٣٦ | اجمالي الودائع لدى البنوك المرخصة . | ٥ |
| ٤١ | تقاص البنوك . | ٦ |
| ٥٢ | الدين العام الداخلي . | ٧ |
| ٥٧ | الميزان التجاري . | ٨ |
| ٨٧ | الرقم القياسي لتكاليف المعيشة . | ٩ |
| ٩٦ | معدل اسعار صرف أهم العملات الاجنبية . | ١٠ |
| ٩٩ | الرقم القياسي لاسعار الاسهم . | ١١ |

(١) أهم المؤشرات الاقتصادية

(1) Major Economic Indicators

مليون دينار

Million JD

| 1982 | 1981 | 1980 | 1979 | 1978 | 1977 | 1976 | 1975 | التصنيف |
|-----------------------------------|---------|---------|---------|---------|---------|---------|---------|--|
| السقود والبنوك [نهاية الفترة] | | | | | | | | |
| 480.5 | 420.9 | 358.6 | 281.9 | 224.6 | 192.4 | 164.9 | 141.9 | (١) النقد المصدر |
| 470.0 | 412.3 | 351.6 | 275.4 | 219.5 | 188.0 | 161.4 | 139.0 | (٢) النقد المتداول |
| 787.5 | 701.7 | 594.8 | 472.7 | 375.4 | 331.0 | 276.9 | 224.6 | (٣) عرض النقد (١ع) |
| 1,403.3 | 1,179.9 | 984.8 | 773.1 | 606.7 | 467.6 | 378.3 | 288.4 | (٤) عرض النقد (٢ع) |
| 1,169.5 | 977.6 | 808.5 | 593.1 | 448.5 | 314.8 | 250.0 | 168.7 | (٥) ودائع البنوك المرخصه |
| 354.5 | 316.5 | 288.1 | 213.1 | 172.6 | 165.8 | 140.1 | 98.7 | ١ - تحت الطلب |
| 188.4 | 161.1 | 129.1 | 109.1 | 85.1 | 61.8 | 49.1 | 24.6 | ب - توفير |
| 626.6 | 500.0 | 391.3 | 270.9 | 190.8 | 87.2 | 60.8 | 45.4 | ج - لاجل |
| 887.2 | 721.3 | 563.9 | 465.1 | 332.8 | 244.1 | 207.1 | 126.7 | (٦) التسهيلات الائتمانية المقدمة من البنوك المرخصه |
| 372.9 | 433.6 | 418.1 | 370.8 | 286.3 | 229.2 | 185.7 | 162.3 | (٧) الدرصده الاجنبية لدى البنك المركزي |
| 255.4 | 233.3 | 205.2 | 80.1 | 74.6 | 36.7 | 19.2 | 12.5 | (٨) الدرصده الاجنبية لدى البنوك المرخصه |
| 6.50 | 6.50 | 6.00 | 5.50 | 5.50 | 5.50 | 5.50 | 5.00 | (٩) سعر اعاده الخصم (نهاية الفترة) % |
| المالية العامة | | | | | | | | |
| 362.2 | 309.2 | 226.1 | 187.9 | 158.5 | 142.2 | 107.6 | 82.6 | (١٠) الاليرادات المحليه للحكومة المركزيه |
| 264.9 | 282.0 | 280.9 | 247.9 | 172.4 | 180.7 | 86.1 | 116.8 | (١١) الاليرادات الخارجيه للحكومة المركزيه** |
| 443.0 | 391.5 | 336.1 | 321.3 | 212.9 | 195.6 | 185.9 | 125.7 | (١٢) المنعمات المتكرره للحكومة المركزيه |
| 250.6 | 255.6 | 227.1 | 194.3 | 148.6 | 142.3 | 76.6 | 79.2 | (١٣) المنعمات الراسماليه للحكومة المركزيه*** |
| - | - | - | - | - | - | - | - | (١٤) رصيد القروض الخارجيه غير المسدد |
| 276.2 | 231.7 | 197.8 | 150.4 | 146.2 | 109.8 | 89.3 | 65.4 | (١٥) رصيد القروض الداخليه غير المسدد |
| 105.2 | 92.2 | 81.0 | 67.0 | 60.0 | 43.0 | 34.0 | 23.0 | ١ - السندات الحكوميه والمؤسسات العامه |
| 86.5 | 74.5 | 66.0 | 58.0 | 49.0 | 38.0 | 35.0 | 29.0 | ب - ادونات الخزينه |
| 84.5 | 65.0 | 50.8 | 25.4 | 37.2 | 28.8 | 20.3 | 13.4 | ج - السلف |
| التجارة الخارجيه وميزان المدفوعات | | | | | | | | |
| 1142.5 | 1047.5 | 716.0 | 589.5 | 458.8 | 454.4 | 339.5 | 234.0 | (١٦) المستوردات |
| 185.6 | 169.0 | 120.1 | 82.6 | 64.1 | 60.3 | 49.6 | 40.1 | (١٧) الصادرات الوطنيه |
| 78.9 | 73.6 | 51.3 | 38.4 | 26.8 | 21.8 | 19.1 | 8.8 | (١٨) المعاد تصديره |
| 878.0 | 804.9 | 544.6 | 468.5 | 367.9 | 372.3 | 270.8 | 185.1 | (١٩) الميزان التجاري (مدين) |
| 375.4 | 432.5 | 401.0 | 320.7 | 107.2 | 168.8 | 127.9 | 140.4 | (٢٠) المساعدات الخارجيه (خاصه حكوميه) |
| 381.9 | 340.9 | 236.7 | 180.4 | 159.4 | 154.8 | 129.6 | 53.3 | (٢١) حوالات العاملين الاردنيين |
| 62.4 | -15.3 | -111.2 | -63.4 | -50.3 | -72.1 | -14.3 | -50.5 | (٢٢) الوضع السنوي لميزان المدفوعات (- وهر) |
| الانتاج | | | | | | | | |
| (N.A) | (N.A) | (N.A) | (N.A) | (N.A) | (N.A) | (N.A) | (N.A) | (٢٣) الانتاج القومي الاجمالي بسعر السوق |
| (N.A) | (N.A) | (N.A) | (N.A) | (N.A) | (N.A) | (N.A) | (N.A) | (٢٤) الانتاج المحلي الاجمالي بأسعار المستهلكين |
| 143.8 | 139.2 | 119.5 | 100.0 | 84.7 | 69.0 | 66.5 | 53.2 | (٢٥) الرقم القياسي للانتاج الصناعي (١٩٧٩ = ١٠٠) |
| 4,390.5 | 4,243.7 | 3,911.3 | 2,828.1 | 2,320.2 | 1,769.4 | 1,701.8 | 1,352.5 | (٢٦) انتاج المعونات (الف طن) |
| 15.0 | 0.0 | 0.0 | 0.0 | 0.0 | 0.0 | 0.0 | 0.0 | (٢٧) انتاج البوتاس (الف طن) |
| 116.4 | 0.0 | 0.0 | 0.0 | 0.0 | 0.0 | 0.0 | 0.0 | (٢٨) انتاج الالمنيوم (الف طن) |
| 788.4 | 964.7 | 912.7 | 623.2 | 553.0 | 537.6 | 582.4 | 598.2 | (٢٩) انتاج الالمنيوم (الف طن) |
| 87.3 | 79.1 | 91.9 | 60.1 | 83.1 | 58.0 | 55.3 | 52.0 | (٣٠) الرقم القياسي للانتاج الزراعي (١٩٨٥ = ١٠٠) |
| 3,122.5 | 2,472.7 | 1,949.4 | 1,734.1 | 1,206.5 | 1,138.5 | 1,069.4 | 687.2 | (٣١) نشاط البن (الف صرير) |
| الاسعار | | | | | | | | |
| 89.0 | 82.8 | 76.9 | 69.2 | 60.7 | 56.7 | 49.5 | 44.4 | (٣٢) الرقم القياسي لتكاليف المعيشه (١٩٨٦ = ١٠٠) |
| 129.3 | 125.3 | 114.9 | 100.0 | 93.9 | 89.1 | 89.4 | 78.3 | (٣٣) الرقم القياسي لاسعار الجمله (١٩٧٩ = ١٠٠) |
| 163.6 | 145.2 | 117.5 | 92.8 | 78.7 | - | - | - | (٣٤) الرقم القياسي لاسعار الالسيه (١٩٨٥ = ١٠٠) |
| 2.84 | 3.03 | 3.36 | 3.33 | 3.27 | 3.04 | 3.01 | 3.13 | (٣٥) معدل سعر صرف الدولار/دينار |

* اوليه
** تشمل المساعدات الخارجيه والسحوبات من القروض الخارجيه
*** تشمل تسديد القروض والالتزامات
**** انظر الملاحقه الوارده في الجدول رقم (٣٢) صفحه (٥٣)

(1) أهم المؤشرات الاقتصادية (تابع)

(1) Major Economic Indicators (Con.)

مليون دينار
Million JD

| CODE | 1990 | 1989 | 1988 | 1987 | 1986 | 1985 | 1984 | 1983 |
|--|-----------|-----------|-----------|---------|---------|---------|---------|---------|
| MONEY AND BANKING [END OF PERIOD] | | | | | | | | |
| 1) CURRENCY ISSUED | 1022.2 | 887.5 | 825.9 | 669.2 | 596.5 | 545.0 | 542.6 | 528.6 |
| 2) CURRENCY IN CIRCULATION | 1006.2 | 871.1 | 811.2 | 655.8 | 583.9 | 531.8 | 530.4 | 516.0 |
| 3) MONEY SUPPLY (M1) | 1,432.8 | 1,326.5 | 1,181.3 | 979.8 | 897.1 | 848.2 | 878.4 | 869.4 |
| 4) MONEY SUPPLY (M2) | 3,122.6 | 2,971.1 | 2,646.7 | 2,372.2 | 2,072.4 | 1,874.8 | 1,757.7 | 1,615.2 |
| 5) DEPOSITS WITH LICENCED BANKS | 2,642.6 | 2,625.4 | 2,346.1 | 2,142.4 | 1,946.2 | 1,747.2 | 1,603.1 | 1,397.8 |
| A- DEMAND | 538.7 | 509.2 | 434.9 | 379.9 | 370.6 | 374.6 | 409.6 | 387.8 |
| B- SAVINGS | 323.3 | 346.0 | 309.9 | 283.4 | 255.7 | 238.7 | 235.2 | 215.9 |
| C- TIME DEPOSITS | 1,780.6 | 1,770.2 | 1,601.3 | 1,479.1 | 1,319.9 | 1,133.9 | 958.3 | 794.1 |
| 6) OUTSTANDING LICENCED BANKS CREDIT | 1,863.8 | 1,730.5 | 1,634.0 | 1,513.0 | 1,395.4 | 1,274.4 | 1,184.8 | 1,030.9 |
| 7) FOREIGN ASSETS OF CENTRAL BANK | 370.8 | 330.1 | 218.5 | 391.1 | 401.4 | 379.0 | 387.5 | 408.5 |
| 8) FOREIGN ASSETS OF LICENCED BANKS | 1006.2 | 832.4 | 672.0 | 452.0 | 403.3 | 384.9 | 330.5 | 304.4 |
| 9) REDISCOUNT RATE (END OF PERIOD)% | 8.50 | 8.50 | 7.00 | 5.75 | 5.75 | 6.25 | 6.25 | 6.25 |
| PUBLIC FINANCE | | | | | | | | |
| 10) CENTRAL GOVT. DOMESTIC REVENUES | * 746.1 | 565.4 | 544.3 | 531.5 | 514.4 | 440.8 | 415.0 | 400.6 |
| 11) EXTERNAL REVENUES OF CENTRAL GOVT. ** | * 303.5 | 445.9 | 253.0 | 190.8 | 303.5 | 350.2 | 228.3 | 273.8 |
| 12) CENTRAL GOVT. RECURRING EXPENDITURES | * 845.4 | 749.7 | 669.6 | 602.7 | 570.5 | 542.5 | 488.1 | 453.7 |
| 13) CENTRAL GOVT. CAPITAL EXPENDITURES*** | * 275.7 | 352.6 | 384.4 | 363.2 | 410.8 | 263.2 | 232.7 | 251.6 |
| 14) EXTERNAL DEBT OUTSTANDING | 6052.5 | 5,409.4 | 3,836.9 | - | - | - | - | - |
| 15) INTERNAL DEBT OUTSTANDING | 1,037.6 | 995.0 | 921.8 | 624.4 | 414.9 | 370.4 | 342.7 | 314.1 |
| A- GOVT. AND PUBLIC ENTITIES BONDS | 247.8 | 234.9 | 220.7 | 210.7 | 163.1 | 132.2 | 118.2 | 111.2 |
| B- TREASURY BILLS | 217.0 | 224.0 | 238.0 | 152.0 | 118.0 | 109.0 | 103.0 | 96.5 |
| C- ADVANCES | 572.8 | 536.1 | 463.1 | 261.7 | 133.8 | 129.2 | 121.5 | 106.4 |
| FOREIGN TRADE AND BALANCE OF PAYMENTS | | | | | | | | |
| 16) IMPORTS | (N.A.) | * 1,230.0 | 1,022.5 | 915.5 | 850.2 | 1074.5 | 1071.3 | 1103.3 |
| 17) DOMESTIC EXPORTS | (N.A.) | * 534.1 | 324.8 | 248.8 | 225.6 | 255.3 | 261.1 | 160.1 |
| 18) RE-EXPORTS | (N.A.) | * 103.5 | 56.7 | 66.9 | 30.4 | 55.5 | 29.6 | 50.5 |
| 19) TRADE BALANCE (DEBIT) | * 483.1 | * 592.4 | 641.0 | 599.8 | 594.2 | 763.7 | 780.6 | 892.7 |
| 20) FOREIGN AID (PRIVATE + GOVERNMENT) | * 414.5 | * 379.3 | 241.9 | 206.3 | 240.5 | 317.5 | 282.6 | 296.8 |
| 21) JORDANIAN WORKERS' REMITTANCES | * 406.3 | * 358.3 | 335.7 | 317.7 | 414.5 | 402.9 | 475.0 | 402.9 |
| 22) MONETARY POSITION OF BALANCE OF PAYMENTS (- SURPLUS) | * -258.6 | * -360.3 | 48.2 | 36.6 | -18.3 | -18.5 | 69.3 | -50.3 |
| PRODUCTION | | | | | | | | |
| 23) G.N.P. AT MARKET PRICE | * 2,257.3 | * 2,348.4 | * 2,112.8 | 2,038.3 | 2,022.2 | 1,893.3 | 1,881.2 | 1,808.3 |
| 24) G.D.P. AT PRODUCERS' PRICES | * 2,567.4 | * 2,540.6 | * 2,201.4 | 2,088.5 | 2,039.6 | 1,898.1 | 1,867.6 | 1,759.1 |
| 25) INDUSTRIAL PRODUCTION INDEX (1979=100) | 199.3 | 197.9 | 188.5 | 205.2 | 187.8 | 185.2 | 181.2 | 150.9 |
| 26) PHOSPHATE (1000 TON) | 5,748.1 | 6,635.6 | 5,628.2 | 6,845.4 | 6,249.2 | 6,067.1 | 6,213.1 | 4,745.5 |
| 27) POTASH (1000 TON) | 1,415.1 | 1,350.7 | 1,298.9 | 1,203.2 | 1,102.0 | 908.2 | 486.0 | 282.8 |
| 28) FERTILISERS (1000 TON) | 595.8 | 602.7 | 615.8 | 604.0 | 551.1 | 510.5 | 541.0 | 301.6 |
| 29) CEMENT (1000 TON) | 1,738.1 | 1,930.0 | 1,777.6 | 2,371.6 | 1,794.7 | 2,022.9 | 2,026.3 | 1,269.0 |
| 30) AGRICULTURAL PRODUCTION INDEX (1985=100) | * 148.1 | * 107.5 | 140.6 | 119.3 | 107.9 | 100.0 | 95.4 | 97.1 |
| 31) CONSTRUCTION ACTIVITY AREA (1000 M2) | 2658.5 | 2,424.3 | 2,054.2 | 2,067.0 | 2,266.6 | 2,210.4 | 2,945.1 | 3,010.4 |
| PRICES | | | | | | | | |
| 32) COST OF LIVING INDEX (1986=100) | 155.4 | 133.8 | 106.4 | 99.8 | 100.0 | 100.0 | 97.1 | 93.5 |
| 33) WHOLESALE PRICE INDEX (1979=100) | 233.8 | 204.4 | 152.8 | 139.7 | 138.4 | 138.8 | 136.7 | 134.5 |
| 34) SHARE-PRICE INDEX (1985=100) | 155.6 | 133.7 | 109.4 | 100.4 | 94.8 | 100.0 | 105.3 | 132.3 |
| 35) EXCHANGE RATE U.S. DOLLAR /JD | 1.51 | 1.74 | 2.66 | 2.95 | 2.86 | 2.53 | 2.60 | 2.75 |

* : PRELIMINARY.

** : INCLUDING FOREIGN ASSISTANCE AND DISBURSMENT FROM FOREIGN LOANS .

*** : INCLUDING SETTLEMENT OF LOANS AND OBLIGATIONS .

****: SEE FOOTNOTE ,TABLE NO. (32), PAGE (53) .

(٢) موجودات ومطلوبات البنك المركزي الاردني

(2) Assets and Liabilities of the Central Bank of Jordan

الف دينار
Thousand JD

الموجودات
Assets

| موجودات بالدينار الاردني | | | FOREIGN ASSETS | | الموجودات الاجنبية | | | |
|--------------------------|---|---------------------------|----------------|----------------------------------|-------------------------------|-------------------|--------|-----------------|
| الفروص والسلف | المساهمة في المؤسسات المالية المحلية | ودائع لدى البنوك المحلية | المجموع | موجودات بالعملات الاجنبية (١) | سندات وادوات الخزينة | حقوق السحب الخاصة | الذهب | نهاية الفترة |
| CENTRAL GOVT. | CONTRIBUTIONS TO LOCAL FINANCIAL INSTITUTIONS | DEPOSITS WITH COMM. BANKS | TOTAL | ASSETS IN FOREIGN CURRENCIES (1) | TREASURY BILLS AND SECURITIES | SDRs | GOLD | |
| 50,820 | 1,775 | 2,607 | 429,473 | 308,534 | 44,957 | 4,526 | 71,456 | ١٩٨٠ |
| 65,000 | 2,275 | 2,207 | 448,926 | 318,176 | 51,050 | 5,998 | 73,702 | ١٩٨١ |
| 84,500 | 2,275 | 1,807 | 390,257 | 267,101 | 41,519 | 6,390 | 75,247 | ١٩٨٢ |
| 106,422 | 2,275 | 1,407 | 430,146 | 306,111 | 40,387 | 6,733 | 76,915 | ١٩٨٣ |
| 121,519 | 1,750 | 1,007 | 412,061 | 291,792 | 44,422 | 6,123 | 69,724 | ١٩٨٤ |
| 129,244 | 1,750 | 607 | 408,086 | 285,075 | 44,696 | 8,527 | 69,788 | ١٩٨٥ |
| 133,754 | 1,750 | 207 | 433,314 | 344,737 | 10,972 | 7,589 | 70,016 | ١٩٨٦ |
| 261,719 | 1,750 | 0 | 421,404 | 342,892 | 9,395 | 3,297 | 65,820 | ١٩٨٧ |
| 463,124 | 1,750 | 0 | 248,793 | 182,824 | 0 | 16 | 65,953 | ١٩٨٨ |
| 536,144 | 1,750 | 0 | 360,585 | 290,966 | 0 | 3,230 | 66,389 | ١٩٨٩ |
| 572,794 | 1,750 | 0 | 401,280 | 334,139 | 0 | 272 | 66,869 | ١٩٩٠ |
| 536,144 | 1,750 | 0 | 382,911 | 316,377 | 0 | 224 | 66,310 | ١٩٨٩ ايلول |
| 536,144 | 1,750 | 0 | 358,378 | 291,097 | 0 | 971 | 66,310 | تشرين اول |
| 556,144 | 1,750 | 0 | 310,682 | 244,181 | 0 | 162 | 66,339 | تشرين ثاني |
| 536,144 | 1,750 | 0 | 360,585 | 290,966 | 0 | 3,230 | 66,389 | كانون اول |
| 536,144 | 1,750 | 0 | 312,353 | 242,659 | 0 | 3,230 | 66,464 | كانون ثاني ١٩٩٠ |
| 536,144 | 1,750 | 0 | 283,861 | 214,117 | 0 | 3,241 | 66,503 | شباط |
| 572,554 | 1,750 | 0 | 271,721 | 191,718 | 11,004 | 2,448 | 66,551 | آذار |
| 572,794 | 1,750 | 0 | 266,598 | 197,546 | 0 | 2,448 | 66,604 | نيسان |
| 572,794 | 1,750 | 0 | 253,267 | 184,355 | 0 | 2,308 | 66,604 | ايار |
| 572,794 | 1,750 | 0 | 352,672 | 284,512 | 0 | 1,545 | 66,615 | حزيران |
| 582,794 | 1,750 | 0 | 348,641 | 280,441 | 0 | 1,573 | 66,627 | تموز |
| 582,794 | 1,750 | 0 | 335,492 | 267,258 | 0 | 1,607 | 66,627 | آب |
| 582,794 | 1,750 | 0 | 314,251 | 247,330 | 0 | 252 | 66,669 | ايلول |
| 589,794 | 1,750 | 0 | 271,863 | 204,864 | 0 | 252 | 66,747 | تشرين اول |
| 589,794 | 1,750 | 0 | 243,639 | 175,805 | 0 | 1,038 | 66,796 | تشرين ثاني |
| 572,794 | 1,750 | 0 | 401,280 | 334,139 | 0 | 272 | 66,869 | كانون اول |
| 572,794 | 1,750 | 0 | 406,826 | 339,625 | 0 | 285 | 66,916 | كانون ثاني ١٩٩١ |
| 572,794 | 1,750 | 0 | 485,798 | 417,758 | 0 | 1,080 | 66,960 | شباط |
| 572,794 | 1,750 | 0 | 439,287 | 372,012 | 0 | 315 | 66,960 | آذار |
| 574,894 | 1,750 | 0 | 599,319 | 532,044 | 0 | 315 | 66,960 | نيسان |
| 574,894 | 1,750 | 0 | 575,134 | 491,412 | 14,095 | 764 | 68,863 | ايار |
| 584,394 | 1,750 | 0 | 730,569 | 639,086 | 22,497 | 123 | 68,863 | حزيران |
| 584,394 | 1,750 | 0 | 794,297 | 704,191 | 21,120 | 123 | 68,863 | تموز |
| 588,394 | 1,750 | 4,000 | 948,257 | 845,348 | 33,192 | 854 | 68,863 | آب |
| 588,394 | 1,750 | 4,000 | 1,003,752 | 911,182 | 22,682 | 1,025 | 68,863 | ايلول |

(١) لا تشمل على ودائع بالعملات الاجنبية للبنوك المرخصة والمؤسسات المالية وودائع غير المقيمين وودائع اخرى .
(٢) اعيد تصنيف هذا البند ليشتمل على كل من البنوك التجارية وبنوك الاستثمار وبنك الاسكان .

(٢) موجودات ومطلوبات البنك المركزي الاردني (تابع)

(2) Assets and Liabilities of the Central Bank of Jordan (Con.)

الف دينار

Thousand JD

| الموجودات Assets | | (2) Assets and Liabilities of the Central Bank of Jordan (Con.) | | | | | | | | الف دينار Thousand JD |
|---------------------|---------------------------------|---|------------------------------|--------------------------------|---|--------------------------------|--|--|---|--------------------------|
| | | ASSETS IN JD | | | | | LOANS AND ADVANCES | | | |
| END OF PERIOD | مجموع الموجودات TOTAL ASSETS | المجموع TOTAL | موجودات اخرى OTHER ASSETS | اذونات خزينة TREASURY BILLS | سندات الحكومة والمؤسسات العامة GOVT. AND PUBLIC ENTITIES BONDS | القطاع الخاص PRIVATE SECTOR | مؤسسات الائراض المتخصصة SPECIALIZED CREDIT INSTS. | البنوك المرخصة (٢) LICENCED BANKS (2) | مؤسسات مالية اخرى OTHER FINANCIAL INSTS. | |
| 1980 | 578,536 | 149,063 | 11,199 | 31,180 | 28,111 | 1,947 | 11,424 | 10,000 | 0 | |
| 1981 | 631,199 | 182,273 | 11,021 | 40,974 | 22,676 | 3,998 | 19,191 | 14,931 | 0 | |
| 1982 | 690,189 | 299,932 | 51,862 | 49,339 | 38,091 | 2,806 | 30,962 | 36,257 | 2,033 | |
| 1983 | 759,391 | 329,245 | 27,775 | 32,439 | 40,171 | 3,162 | 43,493 | 62,602 | 9,499 | |
| 1984 | 750,637 | 338,576 | 53,509 | 0 | 28,830 | 3,336 | 28,190 | 82,538 | 17,897 | |
| 1985 | 763,950 | 355,864 | 57,324 | 0 | 16,946 | 3,712 | 30,400 | 96,960 | 18,921 | |
| 1986 | 819,953 | 386,639 | 51,673 | 5,056 | 24,697 | 4,691 | 32,572 | 109,147 | 23,092 | |
| 1987 | 930,542 | 509,138 | 40,762 | 2,472 | 23,993 | 4,748 | 34,140 | 110,073 | 29,481 | |
| 1988 | 1,072,931 | 824,138 | 36,195 | 85,804 | 50,798 | 5,847 | 37,315 | 114,436 | 28,869 | |
| 1989 | 1,357,513 | 996,928 | 71,551 | 51,276 | 46,962 | 3,339 | 33,727 | 218,951 | 33,228 | |
| 1990 | 1,631,534 | 1,230,254 | 69,618 | 18,469 | 47,570 | 3,352 | 31,653 | 481,548 | 3,500 | |
| SEP. 1989 | 1,265,859 | 882,948 | 44,599 | 15,285 | 20,782 | 5,598 | 36,441 | 189,422 | 32,927 | |
| OCT. | 1,257,940 | 899,562 | 43,550 | 15,083 | 21,354 | 3,799 | 35,697 | 210,399 | 31,786 | |
| NOV. | 1,275,420 | 964,738 | 57,108 | 24,100 | 42,941 | 3,593 | 34,629 | 211,534 | 32,939 | |
| DEC. | 1,357,513 | 996,928 | 71,551 | 51,276 | 46,962 | 3,339 | 33,727 | 218,951 | 33,228 | |
| JAN. 1990 | 1,285,639 | 973,286 | 69,381 | 12,161 | 43,534 | 3,198 | 33,519 | 244,530 | 29,069 | |
| FEB. | 1,296,960 | 1,013,099 | 83,184 | 25,840 | 43,578 | 3,194 | 32,998 | 255,981 | 30,430 | |
| MAR. | 1,310,256 | 1,038,535 | 75,063 | 21,608 | 44,168 | 3,186 | 34,366 | 254,392 | 31,448 | |
| APR. | 1,303,292 | 1,036,694 | 66,790 | 26,989 | 45,773 | 3,166 | 33,768 | 261,863 | 23,801 | |
| MAY | 1,292,218 | 1,038,951 | 63,369 | 23,911 | 46,311 | 3,155 | 33,658 | 268,478 | 25,525 | |
| JUNE | 1,395,903 | 1,043,231 | 61,825 | 14,598 | 17,699 | 3,142 | 33,060 | 313,816 | 24,547 | |
| JULY | 1,410,573 | 1,061,932 | 67,040 | 7,619 | 19,027 | 3,135 | 33,261 | 321,843 | 25,463 | |
| AUG. | 1,573,415 | 1,237,923 | 65,922 | 58,209 | 30,292 | 3,157 | 32,607 | 459,853 | 3,339 | |
| SEP. | 1,532,503 | 1,218,252 | 66,183 | 22,665 | 34,537 | 3,190 | 32,641 | 470,133 | 4,359 | |
| OCT. | 1,491,819 | 1,219,956 | 66,375 | 665 | 50,134 | 3,236 | 32,002 | 471,552 | 4,448 | |
| NOV. | 1,475,526 | 1,231,887 | 69,139 | 2,098 | 53,715 | 3,299 | 31,594 | 476,831 | 3,667 | |
| DEC. | 1,631,534 | 1,230,254 | 69,618 | 18,469 | 47,570 | 3,352 | 31,653 | 481,548 | 3,500 | |
| JAN. 1991 | 1,692,276 | 1,285,450 | 61,719 | 64,912 | 41,906 | 3,382 | 31,539 | 501,113 | 6,335 | |
| FEB. | 1,758,855 | 1,273,057 | 66,311 | 53,392 | 46,499 | 3,362 | 31,103 | 491,872 | 5,974 | |
| MAR. | 1,640,947 | 1,201,660 | 62,334 | 12,180 | 33,359 | 3,373 | 30,516 | 479,372 | 5,982 | |
| APR. | 1,773,037 | 1,173,718 | 65,865 | 0 | 14,624 | 3,387 | 29,845 | 477,304 | 6,049 | |
| MAY | 1,739,201 | 1,164,067 | 61,419 | 0 | 7,457 | 3,407 | 30,245 | 479,104 | 5,791 | |
| JUNE | 1,931,138 | 1,200,569 | 61,497 | 28,599 | 7,394 | 3,426 | 29,726 | 479,146 | 4,637 | |
| JULY | 1,956,293 | 1,161,996 | 32,648 | 23,243 | 7,416 | 3,439 | 27,713 | 477,532 | 3,861 | |
| AUG. | 2,109,862 | 1,161,605 | 30,081 | 20,666 | 9,972 | 3,476 | 27,651 | 471,886 | 3,729 | |
| SEP. | 2,161,441 | 1,157,689 | 38,085 | 17,709 | 13,053 | 3,504 | 27,602 | 459,980 | 3,612 | |

NOTE :

- (1) : EXCLUDING FOREIGN CURRENCY DEPOSITS PERTAINING TO LICENCED BANKS, FINANCIAL INSTITUTIONS, NON-RESIDENTS AND OTHER DEPOSITS .
(2) : RECLASSIFIED TO INCLUDE COMMERCIAL BANKS, INVESTMENT BANKS AND HOUSING BANK .

(٢) موجودات ومطلوبات البنك المركزي الاردني (تابع)

(2) Assets and Liabilities of the Central Bank of Jordan (Con.)

الف دينار
Thousand JD

المطلوبات
Liabilities

| القطاع الخاص (مقيم) (٢) | | المؤسسات العامة (١) | | المؤسسات الخاصة (١) | | الحكومة (١) | | التفصيل المصدر | نهاية الفترة |
|-------------------------|----------------------|---------------------|-----------------------|-------------------------------|----------------|------------------|------------------|---------------------|-----------------|
| حسابات جارية | المؤسسات المالية (٢) | البنوك المرخصة (٢) | هيئات ومؤسسات دولية | مؤسسات الائراض المتخصصة (١) | حسابات اخرى | حسابات جارية | حسابات جارية | CURRENCY ISSUED | |
| CURRENT ACCOUNTS | FINANCIAL INSTS. (2) | LICENCED BANKS (2) | INTER-NATIONAL INSTS. | SPECIALIZED CREDIT INSTS. (1) | OTHER ACCOUNTS | CURRENT ACCOUNTS | CURRENT ACCOUNTS | (1) CURRENCY ISSUED | |
| 1 | 0 | 106,556 | 521 | 1,400 | 3,548 | 16,578 | 35,008 | 358,564 | ١٩٨٠ |
| 4 | 2 | 107,051 | 1,232 | 1,173 | 1,451 | 8,042 | 39,334 | 420,872 | ١٩٨١ |
| 1 | 12 | 105,418 | 866 | 1,591 | 1,371 | 10,828 | 23,571 | 480,528 | ١٩٨٢ |
| 1 | 502 | 122,361 | 622 | 873 | 536 | 13,819 | 40,262 | 528,613 | ١٩٨٣ |
| 250 | 843 | 125,808 | 1,155 | 1,211 | 1,827 | 9,790 | 17,488 | 542,554 | ١٩٨٤ |
| 0 | 967 | 151,855 | 708 | 831 | 3,445 | 7,153 | 6,701 | 545,042 | ١٩٨٥ |
| 23 | 2,526 | 150,911 | 617 | 284 | 1,520 | 2,212 | 10,368 | 596,488 | ١٩٨٦ |
| 245 | 4,149 | 128,237 | 608 | 608 | 754 | 753 | 1,723 | 669,163 | ١٩٨٧ |
| 13,919 | 2,181 | 131,296 | 537 | 820 | 362 | 1,762 | 15,536 | 825,905 | ١٩٨٨ |
| 23,915 | 1,257 | 242,628 | 772 | 1,000 | 5,115 | 6,848 | 27,343 | 887,456 | ١٩٨٩ |
| 5,224 | 1,395 | 252,177 | 818 | 1,306 | 261 | 6,939 | 17,574 | 1,022,207 | ١٩٩٠ |
| 29,044 | 366 | 174,752 | 770 | 948 | 7,115 | 8,526 | 20,623 | 921,580 | ١٩٨٩ ايلول |
| 28,276 | 574 | 176,899 | 775 | 1,421 | 6,176 | 8,450 | 12,987 | 909,001 | تشرين اول |
| 26,364 | 5,713 | 203,623 | 765 | 616 | 5,721 | 6,356 | 7,315 | 898,374 | تشرين ثاني |
| 23,915 | 1,257 | 242,628 | 772 | 1,000 | 5,115 | 6,848 | 27,343 | 887,456 | كانون اول |
| 27,142 | 663 | 194,232 | 768 | 1,263 | 5,054 | 5,166 | 15,706 | 889,275 | كانون ثاني ١٩٩٠ |
| 24,645 | 1,486 | 205,120 | 780 | 437 | 427 | 895 | 7,888 | 897,274 | شباط |
| 17,263 | 4,443 | 230,620 | 778 | 1,514 | 401 | 4,678 | 26,004 | 907,447 | آذار |
| 20,807 | 3,504 | 198,941 | 787 | 803 | 391 | 3,982 | 26,053 | 927,014 | نيسان |
| 17,499 | 779 | 198,429 | 799 | 954 | 403 | 7,051 | 20,848 | 922,590 | ايار |
| 18,983 | 499 | 187,683 | 775 | 1,158 | 5,584 | 11,536 | 60,779 | 966,071 | حزيران |
| 15,806 | 1,987 | 228,436 | 773 | 1,049 | 4,288 | 7,075 | 62,644 | 955,964 | تموز |
| 24,624 | 612 | 240,770 | 774 | 1,287 | 5,690 | 4,843 | 36,867 | 1,118,726 | آب |
| 17,058 | 429 | 247,179 | 771 | 1,006 | 1,900 | 4,784 | 26,224 | 1,086,050 | ايلول |
| 13,663 | 900 | 243,493 | 768 | 1,609 | 1,902 | 3,706 | 24,804 | 1,050,615 | تشرين اول |
| 14,922 | 197 | 240,057 | 768 | 1,419 | 268 | 5,338 | 17,334 | 1,033,944 | تشرين ثاني |
| 5,224 | 1,395 | 252,177 | 818 | 1,306 | 261 | 6,939 | 17,574 | 1,022,207 | كانون اول |
| 6,200 | 1,591 | 209,245 | 817 | 848 | 4,406 | 9,653 | 91,092 | 1,138,154 | كانون ثاني ١٩٩١ |
| 6,243 | 1,384 | 198,853 | 815 | 1,058 | 4,326 | 14,483 | 235,136 | 1,141,685 | شباط |
| 6,745 | 1,331 | 233,401 | 815 | 715 | 5,462 | 10,671 | 190,041 | 1,054,884 | آذار |
| 7,189 | 1,495 | 249,698 | 817 | 339 | 6,323 | 10,040 | 292,580 | 1,027,710 | نيسان |
| 7,666 | 1,649 | 307,169 | 817 | 1,124 | 6,334 | 9,122 | 201,864 | 1,004,166 | ايار |
| 9,399 | 1,761 | 378,360 | 821 | 234 | 7,287 | 14,951 | 381,556 | 1,013,150 | حزيران |
| 15,378 | 507 | 415,380 | 808 | 811 | 5,900 | 10,748 | 306,204 | 1,015,353 | تموز |
| 11,465 | 406 | 513,750 | 810 | 756 | 2,667 | 8,857 | 347,426 | 1,036,609 | آب |
| 18,928 | 1,053 | 573,008 | 811 | 234 | 2,594 | 13,693 | 338,885 | 1,027,604 | ايلول |

ملاحظة : (١) أعيد تصنيف البنود لتشمل الودائع بالعملة الاجنبية . (٢) تقتصر على الودائع بالدينار الاردني فقط .

(٢) موجودات ومطلوبات البنك المركزي الاردني (تابع)

(2) Assets and Liabilities of the Central Bank of Jordan (Con.)

الف دينار

Thousand JD

المطلوبات
Liabilities

| END OF PERIOD | مجموع المطلوبات TOTAL LIABILITIES | مطلوبات اخرى OTHER LIABILITIES | المخصصات ALLOWANCES | الاحتياطي العام GENERAL RESERVE | رأس المال CAPITAL | DEPOSITS & CURRENT ACCOUNTS | | |
|---------------|--|---|------------------------|--|-------------------------|--------------------------------|---------------|-------------------------------------|
| | | | | | | المجموع TOTAL | اخرى OTHER | القطاع الخاص (السكني) (2) |
| | | | | | | | | حسابات اخرى OTHER ACCOUNTS |
| 1980 | 578,536 | 4,879 | 35,423 | 4,000 | 2,000 | 173,670 | 10,058 | 0 |
| 1981 | 631,199 | 10,341 | 34,978 | 4,000 | 2,000 | 159,008 | 719 | 0 |
| 1982 | 690,189 | 25,841 | 28,478 | 4,000 | 6,000 | 145,342 | 1,684 | 0 |
| 1983 | 759,391 | 16,109 | 23,478 | 6,000 | 6,000 | 179,191 | 215 | 0 |
| 1984 | 750,637 | 8,520 | 22,978 | 12,000 | 6,000 | 158,585 | 213 | 0 |
| 1985 | 763,950 | 8,474 | 20,626 | 12,000 | 6,000 | 171,808 | 148 | 0 |
| 1986 | 819,953 | 10,407 | 25,552 | 12,000 | 6,000 | 169,506 | 1,045 | 0 |
| 1987 | 930,542 | 8,668 | 30,740 | 12,000 | 6,000 | 203,971 | 66,894 | 0 |
| 1988 | 1,072,931 | 11,197 | 45,737 | 12,000 | 6,000 | 172,092 | 0 | 5,679 |
| 1989 | 1,357,513 | 11,053 | 103,950 | 12,000 | 6,000 | 337,054 | 27,204 | 972 |
| 1990 | 1,631,534 | 191,895 | 97,750 | 12,000 | 6,000 | 301,682 | 8 | 15,980 |
| SEP. 1989 | 1,265,859 | 32,791 | 45,737 | 12,000 | 6,000 | 247,751 | 4,722 | 885 |
| OCT. | 1,257,940 | 40,507 | 45,737 | 12,000 | 6,000 | 244,695 | 8,228 | 909 |
| NOV. | 1,275,420 | 47,730 | 45,737 | 12,000 | 6,000 | 265,579 | 0 | 9,106 |
| DEC. | 1,357,513 | 11,053 | 103,950 | 12,000 | 6,000 | 337,054 | 27,204 | 972 |
| JAN. 1990 | 1,285,639 | 16,888 | 103,950 | 12,000 | 6,000 | 257,526 | 647 | 6,885 |
| FEB. | 1,296,960 | 24,634 | 103,950 | 12,000 | 6,000 | 253,102 | 0 | 11,424 |
| MAR. | 1,310,256 | 24,250 | 59,250 | 12,000 | 6,000 | 301,309 | 913 | 14,695 |
| APR. | 1,303,292 | 26,247 | 59,250 | 12,000 | 6,000 | 272,781 | 0 | 17,513 |
| MAY | 1,292,218 | 32,129 | 59,250 | 12,000 | 6,000 | 260,249 | 0 | 13,487 |
| JUNE | 1,395,903 | 48,841 | 59,250 | 12,000 | 6,000 | 303,741 | 155 | 16,589 |
| JULY | 1,410,573 | 36,463 | 59,250 | 12,000 | 6,000 | 340,896 | 2,357 | 16,481 |
| AUG. | 1,573,415 | 41,589 | 59,250 | 12,000 | 6,000 | 335,850 | 6,345 | 14,038 |
| SEP. | 1,532,503 | 52,642 | 59,250 | 12,000 | 6,000 | 316,561 | 5,344 | 11,866 |
| OCT. | 1,491,819 | 67,050 | 59,250 | 12,000 | 6,000 | 296,904 | 5,644 | 415 |
| NOV. | 1,475,526 | 69,596 | 59,250 | 12,000 | 6,000 | 294,736 | 91 | 14,342 |
| DEC. | 1,631,534 | 191,895 | 97,750 | 12,000 | 6,000 | 301,682 | 8 | 15,980 |
| JAN. 1991 | 1,692,276 | 97,413 | 97,750 | 12,000 | 6,000 | 340,959 | 1,880 | 15,227 |
| FEB. | 1,758,855 | 29,036 | 97,750 | 12,000 | 6,000 | 472,384 | 1,583 | 8,503 |
| MAR. | 1,640,947 | 11,816 | 90,980 | 12,000 | 6,000 | 465,267 | 9,587 | 6,499 |
| APR. | 1,773,037 | 50,229 | 90,980 | 12,000 | 6,000 | 586,118 | 10,173 | 7,464 |
| MAY | 1,739,201 | 86,239 | 90,980 | 12,000 | 6,000 | 539,816 | 2,418 | 1,653 |
| JUNE | 1,931,138 | 9,809 | 90,980 | 12,000 | 6,000 | 799,199 | 1,831 | 2,999 |
| JULY | 1,956,293 | 97,200 | 60,592 | 12,000 | 6,000 | 765,148 | 1,667 | 7,745 |
| AUG. | 2,109,862 | 101,683 | 60,592 | 12,000 | 6,000 | 892,978 | 1,051 | 5,790 |
| SEP. | 2,161,441 | 115,142 | 40,592 | 12,000 | 6,000 | 960,103 | 2,255 | 8,642 |

NOTE :

(1) RECLASSIFIED TO INCLUDE DEPOSITS IN FOREIGN CURRENCIES .

(2) CONFINED TO JD DEPOSITS ONLY .

★ (3) الميزانية الموحدة للبنوك المرخصة

(3) Consolidated Balance sheet of the Licenced Banks



الموجودات

Assets

الف دينار

Thousand JD

| السندات | | | الموجودات الاجنبية | | | | ارصده | | ارصده | | | |
|---------|-----------|--------------|--------------------|-----------|-------------|-----------|---------------|---------------|---------------|---------------|---------------|---------------|
| BONDS | | | FOREIGN ASSETS | | | | ارصده | | ارصده | | | |
| المجموع | اسناد | مؤسسات | حكومية | ارصده لدى | استثمارات | ارصده لدى | البنك المركزي | البنك المركزي | البنك المركزي | البنك المركزي | البنك المركزي | البنك المركزي |
| TOTAL | CORPORATE | PUBLIC | GOVERNMENT | BANK | INVESTMENTS | FOREIGN | CASH | BANKS | BANKS | BANKS | BANKS | BANKS |
| | RATE | CORPORATIONS | | CENTRAL | ABROAD | BANKS | | LOCAL | CENTRAL | CENTRAL | CENTRAL | CENTRAL |
| | BONDS | | | BANK | | | | BANKS | BANK IN | BANK IN | BANK IN | BANK IN |
| | | | | | | | | | JD | JD | JD | JD |
| 20,019 | 4,899 | 9,238 | 5,882 | - | 3,745 | 201,083 | 385 | 64,923 | 109,640 | 6,936 | 1980 | |
| 48,287 | 8,592 | 21,360 | 18,335 | - | 4,827 | 227,427 | 1,039 | 92,883 | 106,559 | 8,563 | 1981 | |
| 67,399 | 29,224 | 19,893 | 18,282 | - | 8,804 | 245,869 | 725 | 51,695 | 107,947 | 10,548 | 1982 | |
| 83,791 | 45,873 | 18,250 | 19,668 | - | 18,983 | 283,551 | 1,853 | 93,002 | 121,455 | 12,565 | 1983 | |
| 105,662 | 47,462 | 28,507 | 29,693 | - | 16,278 | 311,187 | 3,063 | 91,394 | 124,197 | 12,031 | 1984 | |
| 117,887 | 49,872 | 26,761 | 41,254 | - | 14,324 | 367,904 | 2,665 | 144,219 | 148,617 | 13,249 | 1985 | |
| 148,302 | 51,777 | 34,971 | 61,554 | - | 16,145 | 385,375 | 1,798 | 167,150 | 167,932 | 12,622 | 1986 | |
| 201,478 | 45,951 | 31,052 | 124,475 | - | 17,841 | 430,910 | 3,293 | 184,368 | 167,583 | 13,384 | 1987 | |
| 188,324 | 26,335 | 37,929 | 124,060 | 99,349 | 21,952 | 544,193 | 6,465 | 228,263 | 134,717 | 14,746 | 1988 | |
| 198,166 | 30,062 | 27,866 | 140,238 | 199,908 | 18,151 | 605,928 | 8,363 | 258,605 | 240,153 | 16,329 | 1989 | |
| 191,074 | 27,295 | 25,989 | 137,790 | 349,973 | 17,969 | 628,462 | 9,839 | 227,201 | 200,614 | 16,048 | 1990 | |
| 196,438 | 29,479 | 27,828 | 139,131 | 185,778 | 17,568 | 553,651 | 5,195 | 280,897 | 156,735 | 17,786 | 1989 | أيلول |
| 195,893 | 28,755 | 29,152 | 137,986 | 187,923 | 18,168 | 591,798 | 6,165 | 298,549 | 181,660 | 17,259 | | نشرين اول |
| 199,902 | 31,007 | 29,259 | 139,636 | 196,321 | 19,467 | 628,151 | 5,538 | 288,928 | 198,871 | 14,977 | | نشرين ثاني |
| 198,166 | 30,062 | 27,866 | 140,238 | 199,908 | 18,151 | 605,928 | 8,363 | 258,605 | 240,153 | 16,329 | | كانون اول |
| 203,727 | 30,704 | 29,223 | 143,800 | 216,340 | 13,753 | 632,605 | 8,867 | 298,193 | 182,614 | 16,352 | 1990 | كانون ثاني |
| 200,683 | 30,655 | 28,619 | 141,409 | 229,370 | 14,271 | 630,892 | 8,060 | 291,617 | 197,564 | 17,158 | | شباط |
| 197,560 | 30,741 | 27,322 | 139,497 | 232,505 | 13,729 | 701,020 | 7,735 | 298,302 | 225,094 | 18,702 | | ادار |
| 205,888 | 30,241 | 26,999 | 148,648 | 238,653 | 13,881 | 663,639 | 5,778 | 291,508 | 191,026 | 21,464 | | نيسان |
| 204,382 | 28,892 | 25,822 | 149,668 | 239,780 | 14,133 | 646,577 | 12,223 | 293,677 | 185,565 | 16,339 | | ايار |
| 207,098 | 30,596 | 27,335 | 149,167 | 241,878 | 12,902 | 677,207 | 9,378 | 254,848 | 196,370 | 16,618 | | حزيران |
| 207,730 | 29,133 | 27,778 | 150,819 | 265,497 | 13,077 | 669,437 | 11,672 | 242,546 | 221,552 | 18,825 | | تموز |
| 195,714 | 28,387 | 28,277 | 139,050 | 268,266 | 13,725 | 629,608 | 9,843 | 219,863 | 187,928 | 21,783 | | آب |
| 191,363 | 27,526 | 27,892 | 135,945 | 288,225 | 13,899 | 595,301 | 9,163 | 204,623 | 204,906 | 20,546 | | ايلول |
| 193,925 | 29,784 | 24,780 | 139,361 | 279,396 | 14,067 | 614,557 | 9,399 | 213,212 | 201,126 | 18,463 | | نشرين اول |
| 196,622 | 27,827 | 26,309 | 142,486 | 324,371 | 17,938 | 625,513 | 7,719 | 228,728 | 194,105 | 17,025 | | نشرين ثاني |
| 191,074 | 27,295 | 25,989 | 137,790 | 349,973 | 17,969 | 628,462 | 9,839 | 227,201 | 200,614 | 16,048 | | كانون اول |
| 174,790 | 25,760 | 26,589 | 122,441 | 349,215 | 17,813 | 614,546 | 10,293 | 187,482 | 161,096 | 20,100 | 1991 | كانون ثاني |
| 165,621 | 25,584 | 27,016 | 113,021 | 345,135 | 17,749 | 631,591 | 12,280 | 174,978 | 156,247 | 18,550 | | شباط |
| 176,918 | 25,060 | 26,547 | 125,311 | 345,481 | 17,702 | 691,086 | 18,413 | 183,375 | 186,533 | 20,033 | | ادار |
| 199,902 | 24,740 | 26,536 | 148,626 | 340,281 | 17,328 | 759,098 | 35,519 | 199,804 | 206,108 | 18,791 | | نيسان |
| 202,437 | 27,612 | 24,764 | 150,061 | 368,511 | 17,237 | 782,283 | 24,378 | 204,941 | 260,076 | 17,787 | | ايار |
| 200,575 | 27,340 | 23,848 | 149,387 | 395,374 | 17,274 | 789,908 | 26,729 | 180,877 | 331,272 | 21,592 | | حزيران |
| 198,896 | 27,440 | 23,661 | 147,795 | 414,782 | 17,331 | 861,244 | 22,497 | 173,789 | 366,935 | 21,789 | | تموز |
| 196,419 | 26,033 | 24,933 | 145,453 | 466,168 | 17,356 | 994,133 | 25,806 | 172,893 | 467,160 | 22,930 | | آب |
| 188,146 | 25,822 | 24,913 | 137,411 | 539,839 | 18,008 | 1,097,693 | 25,619 | 164,582 | 543,522 | 24,737 | | ايلول |

* تشمل البنوك التجارية وبنوك الاستثمار
وبنك الاسكمان
** شتمتر على الودائع بالدينار فقط

★
(3) الميزانية الموحدة للبنوك المرخصة (تابع)

★
(3) Consolidated Balance sheet of the Licenced Banks (Con.)

الموجودات
Assets

الف دينار
Thousand JD

| الموجودات Assets | المجموع الموجودات TOTAL ASSETS | موجودات اخرى OTHER ASSETS | عقارات واشغال FIXED ASSETS | استثمارات محلية DOMESTIC INVESTMENTS | شيكات وسحوبات برسم القبض BILLS RECEIVABLE | التسهيلات الائتمانية CREDIT FACILITIES | | | | |
|---------------------|---|------------------------------------|-------------------------------------|---|--|---|--------------------------------|--|---|---------------------------------------|
| | | | | | | المجموع TOTAL | جاري مدين OVER- DRAFT | كميات لاستناد واستناد مخصوصة BILLS DISCOUNTED | القروض والسلف LOANS & ADVANCES | ادوية الخزينة TREASURY BILLS |
| END OF PERIOD | TOTAL ASSETS | OTHER ASSETS | FIXED ASSETS | DOMESTIC INVESTMENTS | BILLS RECEIVABLE | TOTAL | OVER- DRAFT | BILLS DISCOUNTED | LOANS & ADVANCES | TREASURY BILLS |
| 1980 | 1,070,497 | 20,851 | 17,875 | 9,639 | 11,755 | 563,856 | 278,187 | 104,160 | 181,509 | 39,790 |
| 1981 | 1,330,745 | 30,841 | 27,060 | 13,418 | 16,031 | 721,317 | 355,881 | 148,450 | 216,986 | 32,493 |
| 1982 | 1,553,521 | 54,291 | 38,929 | 20,313 | 24,454 | 887,171 | 428,737 | 175,948 | 282,486 | 35,376 |
| 1983 | 1,863,309 | 58,751 | 46,529 | 27,788 | 20,687 | 1,030,922 | 502,619 | 187,764 | 340,539 | 63,432 |
| 1984 | 2,136,021 | 71,084 | 57,866 | 33,769 | 21,820 | 1,184,825 | 537,405 | 212,044 | 435,376 | 102,845 |
| 1985 | 2,392,082 | 76,085 | 66,832 | 36,176 | 19,305 | 1,274,415 | 555,573 | 225,127 | 493,715 | 110,404 |
| 1986 | 2,634,773 | 89,625 | 67,981 | 38,585 | 16,449 | 1,395,412 | 598,774 | 240,495 | 556,143 | 127,397 |
| 1987 | 2,898,516 | 81,858 | 73,867 | 40,676 | 25,800 | 1,513,033 | 625,873 | 257,456 | 629,704 | 144,425 |
| 1988 | 3,250,505 | 88,287 | 78,053 | 43,261 | 22,318 | 1,634,012 | 627,631 | 270,865 | 735,516 | 146,565 |
| 1989 | 3,780,330 | 177,798 | 84,001 | 52,192 | 19,450 | 1,730,483 | 586,855 | 282,054 | 861,574 | 170,803 |
| 1990 | 4,090,008 | 205,294 | 90,015 | 71,137 | 20,895 | 1,863,795 | 632,708 | 268,014 | 963,073 | 197,692 |
| SEP. 1989 | 3,577,822 | 148,972 | 83,432 | 50,549 | 12,895 | 1,682,293 | 590,613 | 271,079 | 820,601 | 185,633 |
| OCT. | 3,701,837 | 162,060 | 84,831 | 51,014 | 14,441 | 1,715,403 | 585,221 | 271,087 | 859,095 | 176,673 |
| NOV. | 3,759,389 | 164,836 | 85,822 | 51,577 | 15,883 | 1,718,492 | 580,281 | 283,403 | 854,808 | 170,624 |
| DEC. | 3,780,330 | 177,798 | 84,001 | 52,192 | 19,450 | 1,730,483 | 586,855 | 282,054 | 861,574 | 170,803 |
| JAN. 1990 | 3,843,177 | 169,683 | 86,567 | 55,993 | 15,955 | 1,752,176 | 579,819 | 280,426 | 892,531 | 169,752 |
| FEB. | 3,856,970 | 160,621 | 86,890 | 55,636 | 15,838 | 1,770,441 | 591,874 | 281,681 | 896,886 | 177,929 |
| MAR. | 3,961,744 | 168,870 | 87,551 | 56,429 | 14,656 | 1,762,679 | 588,147 | 282,477 | 892,055 | 176,912 |
| APR. | 3,918,218 | 173,536 | 87,463 | 56,749 | 15,810 | 1,775,516 | 600,863 | 282,806 | 891,847 | 177,307 |
| MAY | 3,937,851 | 179,905 | 88,566 | 58,724 | 17,853 | 1,798,960 | 617,956 | 286,479 | 894,525 | 181,167 |
| JUNE | 4,006,235 | 208,803 | 88,984 | 59,148 | 33,157 | 1,810,494 | 614,469 | 291,295 | 904,730 | 189,350 |
| JULY | 3,986,340 | 185,550 | 89,249 | 59,756 | 15,560 | 1,789,824 | 600,980 | 288,173 | 900,671 | 196,065 |
| AUG. | 3,915,465 | 206,119 | 89,755 | 63,314 | 15,507 | 1,844,243 | 611,223 | 291,881 | 941,139 | 149,797 |
| SEP. | 3,919,749 | 196,748 | 89,702 | 62,673 | 15,172 | 1,841,546 | 609,517 | 282,013 | 950,016 | 185,882 |
| OCT. | 3,964,939 | 197,891 | 90,220 | 63,060 | 12,178 | 1,847,432 | 620,887 | 272,578 | 953,967 | 210,013 |
| NOV. | 4,059,759 | 196,926 | 92,759 | 70,901 | 12,305 | 1,863,457 | 629,835 | 269,776 | 963,846 | 211,390 |
| DEC. | 4,090,008 | 205,294 | 90,015 | 71,137 | 20,895 | 1,863,795 | 632,708 | 268,014 | 963,073 | 197,692 |
| JAN. 1991 | 3,920,783 | 190,117 | 91,113 | 77,072 | 9,399 | 1,866,646 | 639,446 | 260,333 | 966,867 | 151,101 |
| FEB. | 3,930,206 | 197,865 | 95,380 | 73,333 | 11,058 | 1,865,543 | 649,237 | 254,690 | 961,616 | 164,876 |
| MAR. | 4,085,055 | 200,369 | 91,619 | 77,701 | 13,861 | 1,857,144 | 638,275 | 250,653 | 968,216 | 204,820 |
| APR. | 4,258,046 | 213,262 | 91,794 | 77,201 | 14,900 | 1,864,207 | 647,094 | 247,167 | 969,946 | 219,851 |
| MAY | 4,380,352 | 213,190 | 92,144 | 78,819 | 14,960 | 1,889,739 | 647,734 | 253,229 | 988,776 | 213,850 |
| JUNE | 4,440,369 | 206,414 | 92,457 | 77,750 | 14,898 | 1,898,594 | 650,945 | 254,850 | 992,799 | 186,655 |
| JULY | 4,607,968 | 200,218 | 109,812 | 83,064 | 13,938 | 1,918,202 | 646,666 | 263,905 | 1,007,631 | 205,471 |
| AUG. | 4,882,427 | 207,960 | 109,567 | 78,227 | 19,788 | 1,901,255 | 624,866 | 263,779 | 1,012,610 | 202,765 |
| SEP. | 5,155,183 | 206,424 | 114,511 | 73,170 | 18,952 | 1,937,736 | 632,069 | 266,477 | 1,039,190 | 202,244 |

* : INCLUDE COMMERCIAL BANKS, INVESTMENT BANKS AND HOUSING BANK .
** : CONFINED JD DEPOSITS ONLY .

★ (٣) الميزانية الموحدة للبنوك المرخصة (تابع) ★

(3) Consolidated Balance sheet of the Licenced Banks (Con.)

| الف دينار Thousand JD | | (3) Consolidated Balance sheet of the Licenced Banks (Con.) | | | | | | | | | | المطلوبات Liabilities |
|--------------------------------------|---------|---|--|---|--|---|--|------------------------------------|---|--|-----------------|--------------------------|
| | | المطلوبات الاجنبية FOREIGN LIABILITIES | | | ودائع التوفير والادخار SAVING AND TIME DEPOSITS | | | ودائع تحت الطلب DEMAND DEPOSITS | | | | |
| ودائع الحكومة GOVERNMENT DEPOSITS | المجموع | اقتراض من الخارج BORROWING FROM ABROAD | ودائع بنوك من الخارج DEPOSITS FROM ABROAD | ودائع غير المقيمين DEPOSITS OF NON-RESIDENTS | المجموع | بلديات ومؤسسات عامة MUNICIPALITIES & PUBLIC CORPORATIONS | القطاع الخاص (مقيم) PRIVATE SECTOR (RESIDENT) | المجموع | بلديات ومؤسسات عامة MUNICIPALITIES & PUBLIC CORPORATIONS | القطاع الخاص (مقيم) PRIVATE SECTOR (RESIDENT) | نهاية الفترة | |
| TOTAL | TOTAL | ABROAD | ABROAD | RESIDENTS | TOTAL | TOTAL | TOTAL | TOTAL | TOTAL | TOTAL | | |
| 63,612 | 148,224 | 0 | 14,971 | 133,253 | 386,448 | 24,730 | 361,718 | 225,165 | 6,311 | 218,854 | ١٩٨٠ | |
| 77,189 | 177,416 | 0 | 33,861 | 143,555 | 476,773 | 42,385 | 434,388 | 280,131 | 8,123 | 272,008 | ١٩٨١ | |
| 78,323 | 201,087 | 348 | 29,160 | 171,579 | 614,473 | 27,441 | 587,032 | 305,104 | 8,750 | 296,354 | ١٩٨٢ | |
| 97,246 | 247,588 | 854 | 30,040 | 216,694 | 745,204 | 34,807 | 710,397 | 338,677 | 13,647 | 325,030 | ١٩٨٣ | |
| 111,907 | 315,601 | 1,976 | 36,756 | 276,869 | 877,444 | 33,499 | 843,945 | 336,867 | 11,012 | 325,855 | ١٩٨٤ | |
| 121,282 | 337,551 | 2,972 | 40,314 | 294,265 | 1023,174 | 41,409 | 981,765 | 308,447 | 15,807 | 292,640 | ١٩٨٥ | |
| 156,215 | 348,098 | 3,336 | 39,267 | 305,495 | 1173,806 | 48,725 | 1125,081 | 310,736 | 10,821 | 299,915 | ١٩٨٦ | |
| 127,313 | 381,644 | 9,002 | 71,846 | 300,796 | 1391,448 | 40,199 | 1351,249 | 322,814 | 10,109 | 312,705 | ١٩٨٧ | |
| 110,602 | 552,264 | 26,777 | 102,968 | 422,519 | 1459,316 | 56,483 | 1402,833 | 353,709 | 9,271 | 344,438 | ١٩٨٨ | |
| 161,103 | 504,928 | 15,509 | 89,048 | 400,371 | 1638,495 | 72,413 | 1566,082 | 425,381 | 12,157 | 413,224 | ١٩٨٩ | |
| 168,841 | 459,842 | 0 | 72,919 | 386,923 | 1672,990 | 117,736 | 1555,254 | 413,825 | 12,726 | 401,099 | ١٩٩٠ | |
| 124,986 | 477,532 | 11,455 | 82,492 | 383,585 | 1537,591 | 48,553 | 1489,038 | 408,749 | 12,038 | 396,711 | ١٩٨٩ ايلول | |
| 148,678 | 474,035 | 10,884 | 100,947 | 362,204 | 1611,579 | 69,207 | 1542,372 | 407,983 | 15,930 | 392,053 | تشرين اول | |
| 146,928 | 485,911 | 15,245 | 104,407 | 366,259 | 1629,834 | 70,797 | 1559,037 | 420,144 | 13,330 | 406,814 | تشرين ثاني | |
| 161,103 | 504,928 | 15,509 | 89,048 | 400,371 | 1638,495 | 72,413 | 1566,082 | 425,381 | 12,157 | 413,224 | كانون اول | |
| 155,245 | 518,839 | 15,843 | 94,589 | 408,407 | 1652,018 | 76,236 | 1575,782 | 428,915 | 10,882 | 418,033 | كانون ثاني ١٩٩٠ | |
| 156,093 | 495,801 | 15,933 | 73,356 | 406,512 | 1672,793 | 79,464 | 1593,329 | 435,035 | 10,296 | 424,739 | شباط | |
| 165,388 | 574,468 | 15,905 | 139,430 | 419,133 | 1672,836 | 91,013 | 1581,823 | 443,469 | 10,404 | 433,065 | آذار | |
| 157,071 | 511,513 | 15,929 | 86,151 | 409,433 | 1700,732 | 114,458 | 1586,274 | 452,543 | 12,107 | 440,436 | نيسان | |
| 153,486 | 479,928 | 7,353 | 70,567 | 402,008 | 1729,417 | 122,287 | 1607,130 | 456,256 | 11,898 | 444,358 | ايار | |
| 153,532 | 483,780 | 7,472 | 72,446 | 403,862 | 1735,302 | 89,189 | 1646,113 | 469,900 | 10,554 | 459,346 | حزيران | |
| 126,756 | 470,486 | 7,233 | 56,320 | 406,933 | 1779,011 | 90,142 | 1688,869 | 479,929 | 10,371 | 469,558 | تموز | |
| 138,306 | 440,362 | 7,681 | 65,436 | 367,245 | 1622,709 | 91,116 | 1531,593 | 425,806 | 10,750 | 415,056 | اب | |
| 148,615 | 425,749 | 7,855 | 70,042 | 347,852 | 1615,013 | 96,669 | 1518,344 | 435,566 | 12,739 | 422,827 | ايلول | |
| 148,988 | 414,129 | 7,499 | 55,691 | 350,939 | 1632,156 | 107,359 | 1524,797 | 433,378 | 13,838 | 419,540 | تشرين اول | |
| 148,021 | 445,967 | 0 | 69,879 | 376,088 | 1660,256 | 109,295 | 1550,961 | 426,116 | 17,335 | 408,781 | تشرين ثاني | |
| 168,841 | 459,842 | 0 | 72,919 | 386,923 | 1672,990 | 117,736 | 1555,254 | 413,825 | 12,726 | 401,099 | كانون اول | |
| 159,720 | 454,263 | 0 | 63,665 | 390,598 | 1592,018 | 115,634 | 1476,384 | 378,218 | 11,298 | 366,920 | كانون ثاني ١٩٩١ | |
| 159,237 | 443,856 | 0 | 52,730 | 391,126 | 1627,239 | 108,769 | 1518,470 | 388,119 | 10,215 | 377,904 | شباط | |
| 167,768 | 456,878 | 0 | 47,927 | 408,951 | 1698,973 | 107,236 | 1591,737 | 425,632 | 11,231 | 414,401 | آذار | |
| 174,227 | 488,116 | 13,100 | 44,042 | 430,974 | 1749,251 | 109,527 | 1639,724 | 467,109 | 13,545 | 453,564 | نيسان | |
| 175,687 | 498,932 | 13,100 | 38,235 | 447,597 | 1804,574 | 115,935 | 1688,639 | 501,992 | 14,858 | 487,134 | ايار | |
| 172,392 | 540,475 | 13,100 | 36,752 | 490,623 | 1832,450 | 107,343 | 1725,107 | 528,898 | 12,653 | 516,245 | حزيران | |
| 187,445 | 542,945 | 13,100 | 37,059 | 492,786 | 1882,240 | 100,532 | 1781,708 | 548,767 | 11,480 | 537,287 | تموز | |
| 186,958 | 643,678 | 13,225 | 41,511 | 588,942 | 1972,784 | 96,903 | 1875,881 | 624,085 | 13,104 | 610,981 | اب | |
| 193,962 | 744,292 | 13,667 | 44,973 | 685,652 | 2097,228 | 99,374 | 1997,854 | 652,663 | 11,406 | 641,257 | ايلول | |

* تشمل البنوك التجارية وبنوك الاستثمار وبنك الاسكمان

★
(3) الميزانية الموحدة للبنوك المرخصة (تابع)

★
(3) Consolidated Balance sheet of the Licenced Banks (Con.)

الف دينار

المطلوبات

Liabilities

Thousand JD

| END OF PERIOD | المجموع المطلوبات TOTAL LIABILITIES | مطلوبات أخرى OTHER LIABILITIES | احتياطيات و مخصصات RESERVES AND ALLOWANCES | رأس المال CAPITAL | شيكات وسحوبات برسم الدفع BILLS PAYABLE | الدفتر من BORROWING FROM | | | ودائع البنوك المحلية LOCAL BANKS DEPOSITS | | |
|---------------|--|---|---|-------------------------|---|-----------------------------|---|---|--|---|---|
| | | | | | | المجموع TOTAL | بنوك ومؤسسات مالية BANKS & FIN. CORP- ORATIONS | البنك المركزي الدردني CENTRAL BANK OF JORDAN | المجموع TOTAL | بنوك ومؤسسات مالية BANKS & FIN. CORP- ORATIONS | البنك المركزي الدردني CENTRAL BANK OF JORDAN |
| 1980 | 1,070,497 | 75,429 | 37,676 | 55,274 | 4,321 | 10,000 | 0 | 10,000 | 64,348 | 61,741 | 2,607 |
| 1981 | 1,330,745 | 99,850 | 49,805 | 62,836 | 5,034 | 14,678 | 0 | 14,678 | 87,033 | 84,826 | 2,207 |
| 1982 | 1,553,521 | 103,374 | 77,798 | 82,049 | 6,085 | 39,067 | 2,525 | 36,542 | 46,161 | 44,354 | 1,807 |
| 1983 | 1,863,309 | 123,672 | 90,584 | 82,049 | 5,133 | 64,660 | 4,400 | 60,260 | 68,496 | 67,056 | 1,440 |
| 1984 | 2,136,021 | 139,679 | 104,647 | 83,224 | 5,929 | 89,069 | 10,946 | 78,123 | 71,654 | 70,647 | 1,007 |
| 1985 | 2,392,082 | 165,680 | 100,464 | 100,724 | 5,879 | 103,763 | 16,015 | 87,748 | 125,118 | 124,511 | 607 |
| 1986 | 2,634,773 | 176,822 | 111,006 | 103,250 | 5,341 | 118,669 | 13,342 | 105,327 | 130,830 | 130,623 | 207 |
| 1987 | 2,898,516 | 191,712 | 125,681 | 103,475 | 8,658 | 112,559 | 3,049 | 109,510 | 133,212 | 133,212 | 0 |
| 1988 | 3,250,505 | 227,447 | 145,571 | 105,456 | 13,472 | 115,251 | 3,123 | 112,128 | 167,417 | 167,417 | 0 |
| 1989 | 3,780,330 | 359,629 | 170,448 | 110,466 | 16,174 | 221,226 | 8,100 | 213,126 | 172,480 | 172,480 | 0 |
| 1990 | 4,090,008 | 416,364 | 174,370 | 137,937 | 18,223 | 352,907 | 7,325 | 345,582 | 274,709 | 169,586 | 105,123 |
| SEP. 1989 | 3,577,822 | 363,838 | 146,772 | 105,992 | 15,313 | 193,265 | 8,913 | 184,352 | 203,784 | 203,784 | 0 |
| OCT. | 3,701,837 | 386,525 | 150,325 | 110,466 | 11,986 | 212,117 | 8,913 | 203,204 | 188,143 | 188,143 | 0 |
| NOV. | 3,759,389 | 401,456 | 150,332 | 110,466 | 16,705 | 213,360 | 8,861 | 204,499 | 184,253 | 184,253 | 0 |
| DEC. | 3,780,330 | 359,629 | 170,448 | 110,466 | 16,174 | 221,226 | 8,100 | 213,126 | 172,480 | 172,480 | 0 |
| JAN. 1990 | 3,843,177 | 361,404 | 160,093 | 127,221 | 15,025 | 243,226 | 9,360 | 233,866 | 181,191 | 181,202 | -11 |
| FEB. | 3,856,970 | 350,771 | 156,996 | 127,221 | 11,861 | 254,080 | 9,460 | 244,620 | 196,319 | 196,319 | 0 |
| MAR. | 3,961,744 | 362,982 | 154,622 | 127,886 | 13,039 | 251,357 | 8,100 | 243,257 | 195,697 | 195,697 | 0 |
| APR. | 3,918,218 | 375,015 | 156,109 | 127,886 | 10,414 | 253,009 | 0 | 253,009 | 173,926 | 173,926 | 0 |
| MAY | 3,937,851 | 393,157 | 154,046 | 127,886 | 13,568 | 258,211 | 0 | 258,211 | 171,896 | 171,896 | 0 |
| JUNE | 4,006,235 | 383,533 | 158,444 | 127,886 | 14,203 | 304,322 | 0 | 304,322 | 175,333 | 175,333 | 0 |
| JULY | 3,986,340 | 378,940 | 152,107 | 127,886 | 13,657 | 318,293 | 0 | 318,293 | 139,275 | 139,275 | 0 |
| AUG. | 3,915,465 | 389,368 | 157,533 | 132,986 | 15,491 | 345,281 | 6 | 345,275 | 247,623 | 154,721 | 92,902 |
| SEP. | 3,919,749 | 383,142 | 160,248 | 132,736 | 14,673 | 349,156 | 0 | 349,156 | 254,851 | 151,782 | 103,069 |
| OCT. | 3,964,939 | 406,748 | 160,620 | 132,737 | 20,915 | 344,530 | 0 | 344,530 | 270,738 | 166,738 | 104,000 |
| NOV. | 4,059,759 | 420,168 | 177,508 | 136,737 | 13,614 | 353,031 | 7,572 | 345,459 | 278,341 | 173,358 | 104,983 |
| DEC. | 4,090,008 | 416,364 | 174,370 | 137,937 | 18,223 | 352,907 | 7,325 | 345,582 | 274,709 | 169,586 | 105,123 |
| JAN. 1991 | 3,920,783 | 388,109 | 180,294 | 137,937 | 12,391 | 372,795 | 7,416 | 365,379 | 245,038 | 139,664 | 105,374 |
| FEB. | 3,930,206 | 386,054 | 180,498 | 137,938 | 11,691 | 363,798 | 7,482 | 356,316 | 231,776 | 126,357 | 105,419 |
| MAR. | 4,085,055 | 389,940 | 179,965 | 137,938 | 15,393 | 356,774 | 7,516 | 349,258 | 255,794 | 150,328 | 105,466 |
| APR. | 4,258,046 | 423,336 | 177,056 | 137,938 | 16,962 | 353,616 | 7,558 | 346,058 | 270,435 | 164,938 | 105,497 |
| MAY | 4,380,352 | 443,113 | 176,837 | 138,053 | 16,274 | 358,057 | 7,274 | 350,783 | 266,833 | 161,324 | 105,509 |
| JUNE | 4,440,369 | 421,800 | 178,611 | 134,221 | 16,145 | 365,168 | 7,332 | 357,836 | 250,209 | 144,694 | 105,515 |
| JULY | 4,607,968 | 473,948 | 182,335 | 141,380 | 18,824 | 365,945 | 7,505 | 358,440 | 264,139 | 158,501 | 105,638 |
| AUG. | 4,882,427 | 479,619 | 178,023 | 141,347 | 27,756 | 366,943 | 7,628 | 359,315 | 261,234 | 151,123 | 110,111 |
| SEP. | 5,155,183 | 511,062 | 172,234 | 138,783 | 27,088 | 365,252 | 7,645 | 357,607 | 252,619 | 142,512 | 110,107 |

* : INCLUDE COMMERCIAL BANKS , INVESTMENT BANKS
AND HOUSING BANK .

★ (٤) الميزانية الموحدة لمؤسسات الاقراض المتخصصة ★

(4) Consolidated Balance Sheet of the Specialized Credit Institutions

الف دينار

Thousand JD

| | 1991 | | 1990 | 1989 | 1988 | 1987 | 1986 | |
|---|--------------|----------------|----------|---------|---------|---------|---------|--------------------------------------|
| | تموز JULY | حزيران JUNE | | | | | | |
| ASSETS | | | | | | | | الموجودات |
| 1- CASH | 6,008 | 8,878 | 3,612 | 3,319 | 2,549 | 1,821 | 1,605 | ١- النقد في الصندوق |
| 2- DEPOSITS WITH THE CENTRAL BANK OF JORDAN | 29,055 | 32,324 | 25,136 | 26,783 | 7,901 | 13,583 | 1,184 | ٢- ودائع لدى البنك المركزي الأردني |
| 3- DEPOSITS WITH COMMERCIAL BANKS | 194,721 | 180,855 | 162,596 | 142,053 | 118,465 | 88,094 | 74,867 | ٣- ودائع لدى البنوك التجارية |
| 4- TREASURY BILLS | 32,985 | 25,460 | 10,000 | 1,195 | 1,165 | 1,070 | 1,080 | ٤- ادوات الخريفة |
| 5- LOANS AND ADVANCES TO | 561,604 | 557,344 | 554,839 | 544,210 | 535,347 | 502,058 | 441,334 | ٥- قروض وسلف الى |
| A) INDIVIDUALS AND PRIVATE ENTERPRISES | 363,582 | 360,053 | 356,524 | 351,914 | 361,485 | 341,040 | 291,564 | ١) الافراد والمشاريع الخاصة |
| B) MUNICIPALITIES AND PUBLIC ENTERPRISES | 198,022 | 197,291 | 198,315 | 192,296 | 173,862 | 161,018 | 149,770 | ٢) البلديات والمشاريع العامة |
| 6- BONDS | 56,274 | 56,610 | 42,386 | 37,771 | 19,249 | 19,534 | 13,240 | ٦- السندات |
| A) GOVERNMENT & PUBLIC ENTITIES | 42,158 | 42,264 | 29,540 | 23,987 | 14,437 | 14,659 | 8,643 | ١) حكومة ومؤسسات عامه |
| B) CORPORATE BONDS | 14,116 | 14,346 | 12,846 | 13,784 | 4,812 | 4,875 | 4,597 | ٢) اسناد قرض |
| 7- OTHER NEGOTIABLE ASSETS | 146,167 | 146,271 | 145,709 | 122,762 | 126,888 | 144,977 | 147,390 | ٧- الموجودات المتداولة الاخرى |
| 8- FIXED ASSETS | 39,812 | 39,653 | 38,983 | 38,709 | 37,375 | 35,932 | 32,514 | ٨- موجودات ثابتة |
| 9- OTHER ASSETS | 51,804 | 50,825 | 45,848 | 40,369 | 31,900 | 24,707 | 24,874 | ٩- موجودات اخرى |
| ASSETS = LIABILITIES | 1118,430 | 1098,220 | 1029,109 | 957,171 | 880,839 | 831,776 | 738,088 | الموجودات = المطلوبات |
| LIABILITIES | | | | | | | | المطلوبات |
| 1- PRIVATE DEPOSITS (RESIDENT) | 450,123 | 424,396 | 359,045 | 348,570 | 291,830 | 264,461 | 223,286 | ١- ودائع القطاع الخاص (مقيم) |
| A) DEMAND | 58,704 | 45,191 | 37,753 | 34,059 | 28,865 | 30,120 | 29,106 | ١) تحت الطلب |
| B) SAVINGS | 184,531 | 182,148 | 163,421 | 179,966 | 147,437 | 126,976 | 108,561 | ٢) توفير |
| C) BLOCKED | 184,356 | 179,520 | 147,881 | 128,382 | 110,555 | 97,214 | 76,165 | ٣) مربوطة لاجل معين |
| D) TIME (SUBJECT TO NOTICE) | 22,532 | 17,537 | 9,990 | 6,163 | 4,973 | 10,151 | 9,454 | ٤) لاجل خاص لا شعاع |
| 2- MUNICIPALITIES DEPOSITS | 23,025 | 24,569 | 24,206 | 24,708 | 19,953 | 23,225 | 20,129 | ٢- ودائع البلديات |
| 3- DEPOSITS BY PUBLIC ENTITIES | 41,330 | 58,322 | 65,742 | 34,580 | 33,331 | 27,539 | 8,820 | ٣- ودائع المؤسسات العامة |
| 4- DEPOSITS BY GOVERNMENT AND SEMI-GOVERNMENT | 27,517 | 27,035 | 23,138 | 12,446 | 8,980 | 14,310 | 35,253 | ٤- ودائع حكومية وشبه حكومية |
| 5- DEPOSITS IN FOREIGN CURRENCIES | 32,530 | 29,277 | 24,624 | 27,388 | 39,435 | 43,773 | 31,156 | ٥- ودائع بالعملات الاجنبية |
| 6- DEPOSITS BY LICENCED BANKS | 25,998 | 19,435 | 26,920 | 17,150 | 14,400 | 955 | 6,635 | ٦- ودائع البنوك المرخصة |
| 7- BORROWING FROM: | 225,910 | 224,737 | 223,973 | 215,388 | 227,212 | 225,405 | 217,608 | ٧- الاقتراض من: |
| A) CENTRAL BANK OF JORDAN | 88,092 | 87,311 | 90,179 | 91,795 | 107,100 | 108,457 | 107,825 | ١) البنك المركزي الاردني |
| B) FOREIGN INSTITUTIONS | 52,045 | 51,940 | 50,007 | 50,552 | 47,309 | 45,255 | 37,941 | ٢) هيئات ومؤسسات دولية |
| C) GOVERNMENT | 4,070 | 3,871 | 2,891 | 2,831 | 2,972 | 2,249 | 2,325 | ٣) الحكومة |
| D) OTHER | 81,703 | 81,615 | 80,896 | 70,210 | 69,831 | 69,444 | 69,517 | ٤) اخرى |
| 8- GRANTS AND AIDS (FROM PUBLIC SECTOR) | 1,390 | 1,390 | 1,224 | 31 | 49 | 23 | 139 | ٨- الهبات والمساعدات من القطاع العام |
| 9- PAID-UP CAPITAL | 69,402 | 69,402 | 69,234 | 68,307 | 65,074 | 63,245 | 62,836 | ٩- راس المال المدفوع |
| 10- RESERVES AND ALLOWANCES | 63,459 | 63,019 | 60,308 | 47,353 | 44,836 | 37,350 | 32,782 | ١٠- الاحتياطي والمخصصات |
| 11- OTHER LIABILITIES | 157,746 | 156,638 | 150,695 | 161,250 | 135,739 | 131,490 | 99,444 | ١١- مطلوبات اخرى |

* CONSOLIDATION OF BALANCE SHEETS OF CITIES AND VILLAGES DEVELOPMENT BANK, INDUSTRIAL DEVELOPMENT BANK, HOUSING CORPORATION, AGRICULTURAL CREDIT CORPORATION, JORDAN CO-OPERATIVE ORGANIZATION AND HOUSING BANK.

* تشمل ميزانيات كل من بنك تنمية المدن والقرى، بنك الانماء الصناعي، مؤسسة الاسكان، مؤسسة الاقراض الزراعي، المنظمة التعاونية الاردنية وبنك الاسكان.

* (5) الميزانية الموحدة للمؤسسات المالية الأخرى *

(5) Consolidated Balance of other Financial Corporations

| Thousand JD | 1991 | | 1990 | 1989 | 1988 | 1987 | 1986 | الف دينار |
|--|---------------|---------------|---------------|----------------|----------------|----------------|----------------|---|
| | ايلول SEP. | أب AUG. | | | | | | |
| ASSETS ===== | | | | | | | | الموجودات ===== |
| 1- CASH | 480 | 438 | 3,403 | 3,214 | 2,289 | 1,009 | 368 | ١- النقد في الصدور |
| 2- FOREIGN ASSETS | 5,090 | 4,847 | 7,932 | 14,769 | 34,239 | 27,386 | 17,170 | ٢- الموجودات الأجنبية |
| 3- DEPOSITS WITH LOCAL BANKS | 7,707 | 7,340 | 17,527 | 51,832 | 60,096 | 54,390 | 58,189 | ٣- ودائع لدى البنوك المحلية |
| 4- TREASURY BILLS | 0 | 0 | 500 | 1,027 | 1,837 | 5,046 | 1,020 | ٤- أدوات خزينة |
| 5- LOANS & ADVANCES TO INDIVIDUALS & PRIVATE ENTERPRISES | 30,920 | 30,524 | 47,251 | 132,593 | 131,210 | 120,643 | 110,934 | ٥- قروض وسلف إلى الأفراد والمشاريع الخاصة |
| 6- BONDS | 100 | 101 | 1,767 | 8,067 | 11,267 | 13,301 | 12,017 | ٦- السندات |
| A) GOVERNMENT AND PUBLIC ENT. | 70 | 0 | 510 | 1,741 | 3,531 | 6,470 | 2,748 | ١) الحكومية والمؤسسات العامة |
| B) CORPORATE BONDS | 30 | 101 | 1,257 | 6,326 | 7,736 | 6,831 | 9,269 | ب) اسناد القرض |
| 7- OTHER NEGOTIABLE ASSETS | 5,067 | 5,588 | 11,456 | 29,371 | 32,875 | 27,414 | 23,509 | ٧- الموجودات المتداولة الأخرى |
| 8- FIXED ASSETS | 1,516 | 1,515 | 2,150 | 7,201 | 5,559 | 5,110 | 4,422 | ٨- الموجودات الثابتة |
| 9- OTHER ASSETS | 3,818 | 4,109 | 4,922 | 10,461 | 8,980 | 6,159 | 4,517 | ٩- موجودات أخرى |
| ASSETS = LIABILITIES | 54,698 | 54,462 | 96,908 | 258,535 | 288,352 | 260,458 | 232,146 | الموجودات = المطلوبات |
| LIABILITIES ===== | | | | | | | | المطلوبات ===== |
| 1- PRIVATE DEPOSITS (RESIDENT) | 27,398 | 26,709 | 43,139 | 88,089 | 92,422 | 87,899 | 74,145 | ١- ودائع القطاع الخاص (مقيم) |
| A) SAVINGS | 14,956 | 14,231 | 14,646 | 17,630 | 14,158 | 11,346 | 10,649 | أ) توفير |
| B) TIME | 12,442 | 12,478 | 28,493 | 70,459 | 78,264 | 76,553 | 63,496 | ب) لأجل |
| 2- DEPOSITS BY LICENCED BANKS | 4,086 | 4,496 | 13,417 | 67,342 | 76,162 | 60,929 | 59,283 | ٢- ودائع البنوك المرخصة |
| 3- FOREIGN LIABILITIES | 2,332 | 2,273 | 4,541 | 8,057 | 27,989 | 21,171 | 27,000 | ٣- مطلوبات أجنبية |
| 4- BORROWING FROM | 4,045 | 4,064 | 3,946 | 24,259 | 21,227 | 23,797 | 15,289 | ٤- الاقتراض من |
| A) CENTRAL BANK OF JORDAN | 11 | 11 | 656 | 22,984 | 16,626 | 18,116 | 12,816 | أ) البنك المركزي الأردني |
| B) LICENCED BANKS | 4,034 | 4,053 | 3,290 | 1,275 | 4,601 | 5,681 | 2,473 | ب) البنوك المرخصة |
| 5- CAPITAL | 10,200 | 10,200 | 17,400 | 33,316 | 35,996 | 34,449 | 30,801 | ٥- رأس المال |
| 6- RESERVES | 718 | 718 | 1,799 | 1,405 | 10,554 | 9,331 | 8,084 | ٦- الاحتياطات |
| 7- OTHER LIABILITIES | 5,919 | 6,002 | 12,666 | 36,067 | 24,002 | 22,882 | 17,544 | ٧- مطلوبات أخرى |

* CONSOLIDATION OF BALANCE SHEETS OF THE REAL ESTATE FINANCING CORPORATION LTD (REFCO), JORDAN SECURITIES CORPORATION, ARAB FINANCE CORPORATION (JORDAN), JORDAN FINANCE HOUSE CORPORATION FOR DEVELOPMENT & INVESTMENT, DARCO INVESTMENT AND HOUSING COMPANY, ISLAMIC INVESTMENT HOUSE, FINANCE AND CREDIT CORPORATION, JORDAN INVESTMENT & FINANCE CORPORATION, NATIONAL FINANCIAL INVESTMENT COMPANY AND BEIT EL MAL SAVING INVESTMENT FOR HOUSING CO. LTD. (BEITENA).

NOTE: DATA HAS BEEN EXCLUDED FOR :
 1) JORDAN INVESTMENT AND FINANCE CORPORATION SINCE OCT. 1989 .
 2) JORDAN SECURITIES CORPORATION AND ISLAMIC INVESTMENT HOUSE SINCE JAN. 1990 .
 3) FINANCE AND CREDIT CORPORATION SINCE AUG. 1990 .
 4) NATIONAL FINANCIAL INVESTMENT COMPANY SINCE NOV. 1990 .
 5) ARAB FINANCE CORPORATION (JORDAN) SINCE JULY 1991 .

* تشمل ميزانيات كل من المؤسسة المالية العقارية (ريفكو)، الشركة الأردنية للوراق المالية، المؤسسة المالية العربية (الأردن)، بيت التمويل الأردني للتنمية والاستثمار، داركو للاستثمار والسكان، بيت الاستثمار الإسلامي، شركة المال والائتمان، الأردن للاستثمار والتمويل، الشركة الأهلية للاستثمارات المالية وشركة بيت المال للتدوير والاستثمار للسكان (بيتنا).

ملاحظة : استثنيت بيانات كل من :
 ١) شركة الأردن للاستثمار والتمويل اعتباراً من شهر تشرين أول ١٩٨٩ .
 ٢) الشركة الأردنية للوراق المالية وبيت الاستثمار الإسلامي اعتباراً من شهر كانون ثاني ١٩٩٠ .
 ٣) شركة المال والائتمان اعتباراً من شهر آب ١٩٩٠ .
 ٤) الشركة الأهلية للاستثمارات المالية اعتباراً من شهر تشرين ثاني ١٩٩٠ .
 ٥) المؤسسة المالية العربية (الأردن) اعتباراً من شهر تموز ١٩٩١ .

★ (٦) الميزانية الموحدة للجهاز المالي ★
 (6) Consolidated Balance Sheet of the Financial System

الف دينار.

Thousand JD

| | 1991 | | 1990 | 1989 | 1988 | 1987 | 1986 | |
|---|-----------------|-----------------|-----------------|-----------------|-----------------|-----------------|-----------------|--|
| | تموز JULY | حزيران JUNE | | | | | | |
| ASSETS ===== | | | | | | | | الموجودات ===== |
| 1- FOREIGN ASSETS | 2086,518 | 1953,832 | 1389,698 | 1183,212 | 927,596 | 870,496 | 821,857 | 1- الموجودات الاجنبية |
| 2- CLAIMS ON GOVERNMENT | 968,665 | 956,837 | 975,239 | 947,526 | 869,568 | 566,324 | 354,897 | 2- ديون على الحكومة |
| A) TREASURY BILLS | 228,714 | 215,254 | 216,661 | 223,106 | 234,206 | 151,943 | 133,473 | (١) ادونات الجزييه |
| B) LOANS AND ADVANCES | 584,394 | 584,394 | 572,794 | 536,144 | 463,124 | 261,719 | 133,754 | (ب) قروض و سلف |
| C) GOVERNMENT BONDS | 155,557 | 157,189 | 185,784 | 188,276 | 172,238 | 152,662 | 87,670 | (ج) سندات الحكومة |
| 3- CLAIMS ON MUNICIPALITIES AND PUBLIC CORPS. | 185,947 | 175,803 | 197,155 | 207,128 | 220,994 | 192,142 | 149,976 | 3- ديون البلديات والمؤسسات العامة |
| 4- CLAIMS ON PRIVATE SECTOR | 2140,001 | 2147,833 | 2091,475 | 2037,096 | 1953,579 | 1844,997 | 1714,608 | 4- ديون على القطاع الخاص |
| A) LOANS AND ADVANCES | 1891,888 | 1898,447 | 1842,264 | 1800,570 | 1712,225 | 1573,914 | 1446,772 | (١) قروض و سلف |
| B) CORPORATE BONDS | 27,541 | 28,482 | 28,552 | 36,388 | 34,071 | 52,781 | 61,046 | (ب) اسناد القرض |
| C) DOMESTIC INVESTMENTS | 220,572 | 220,904 | 220,659 | 200,138 | 207,283 | 218,302 | 206,790 | (ج) استثمارات محلية |
| 5- ASSETS OF THE FINANCIAL SYSTEM WITH | 1286,209 | 1270,172 | 1182,101 | 996,123 | 737,099 | 681,475 | 671,355 | 5- موجودات الجهاز المالي لدى |
| A) CENTRAL BANK OF JORDAN | 439,473 | 405,954 | 274,615 | 264,679 | 151,656 | 147,586 | 166,823 | (١) البنك المركزي الاردني |
| B) BANKS AND FINANCIAL INSTITUTIONS | 846,736 | 864,218 | 907,486 | 731,444 | 585,443 | 533,889 | 504,532 | (ب) بنوك و مؤسسات مالية ومؤسسات القراض |
| 6- FIXED ASSETS | 118,651 | 101,991 | 99,169 | 97,777 | 89,124 | 82,650 | 76,630 | 6- الموجودات الثابتة |
| 7- OTHER ASSETS | 254,804 | 288,690 | 286,499 | 312,280 | 283,547 | 227,251 | 205,894 | 7- موجودات اخرى |
| ASSETS = LIABILITIES | 7040,795 | 6895,158 | 6221,336 | 5781,142 | 5081,507 | 4465,335 | 3995,217 | الموجودات = المطلوبات |
| LIABILITIES ===== | | | | | | | | المطلوبات ===== |
| 1- MONEY SUPPLY (M11) | 1584,645 | 1558,560 | 1446,228 | 1342,129 | 1194,180 | 999,230 | 910,819 | 1- عرض النقد (ع11) |
| A) CURRENCY WITH THE PUBLIC | 992,578 | 987,551 | 1002,470 | 867,661 | 808,547 | 654,571 | 583,387 | (١) النقد لدى الجمهور |
| B) DEMAND DEPOSITS | 592,067 | 571,009 | 443,758 | 474,468 | 385,633 | 344,659 | 327,432 | (ب) ودائع تحت الطلب |
| 1- PRIVATE SECTOR (RESIDENT) | 557,403 | 530,241 | 410,844 | 441,296 | 363,791 | 319,010 | 305,649 | 1- قطاع خاص (مقيم) |
| 2- MUNICIPALITIES AND PUBLIC CORPS. | 34,664 | 40,768 | 32,914 | 33,172 | 21,842 | 25,649 | 21,783 | 2- البلديات والمؤسسات العامة |
| 2- SAVING AND TIME DEPOSITS | 1952,115 | 1914,724 | 1750,510 | 1744,768 | 1570,921 | 1494,926 | 1263,218 | 2- ودائع التوفير و لاجل |
| A) PRIVATE SECTOR (RESIDENT) | 1837,483 | 1790,865 | 1623,112 | 1658,845 | 1507,302 | 1448,634 | 1208,335 | (١) قطاع خاص (مقيم) |
| B) MUNICIPALITIES AND PUBLIC CORPS. | 114,632 | 123,859 | 127,398 | 85,923 | 63,619 | 46,292 | 54,883 | (ب) البلديات و المؤسسات العامة |
| 3- GOVERNMENT LIABILITIES | 497,720 | 557,819 | 189,306 | 191,278 | 129,109 | 131,284 | 168,907 | 3- مطلوبات الحكومة |
| 4- FOREIGN LIABILITIES | 598,013 | 597,252 | 515,208 | 553,572 | 617,540 | 497,583 | 410,748 | 4- المطلوبات الاجنبية |
| 5- FINANCIAL SYSTEM LIABILITIES: | 1207,755 | 1196,250 | 1110,549 | 867,782 | 651,579 | 592,151 | 605,562 | 5- مطلوبات الجهاز المالي |
| A) CENTRAL BANK OF JORDAN | 509,106 | 513,509 | 516,701 | 285,906 | 180,620 | 173,694 | 165,018 | (١) البنك المركزي الاردني |
| B) BANKS AND FINANCIAL INSTITUTIONS | 698,649 | 682,741 | 593,848 | 581,876 | 470,959 | 418,457 | 440,544 | (ب) بنوك و مؤسسات مالية ومؤسسات القراض |
| 6- CAPITAL AND RESERVES | 504,777 | 534,393 | 538,273 | 526,972 | 445,874 | 397,671 | 369,780 | 6- رأس المال والاحتياطيات |
| A) CAPITAL | 214,982 | 215,023 | 218,571 | 206,088 | 200,526 | 195,169 | 190,887 | (١) رأس المال |
| B) RESERVES AND ALLOWANCES | 289,795 | 319,370 | 319,702 | 320,884 | 245,348 | 202,502 | 178,893 | (ب) الاحتياطيات والمخصصات |
| 7- OTHER LIABILITIES | 695,770 | 536,160 | 671,262 | 554,641 | 472,304 | 352,490 | 266,183 | 7- مطلوبات اخرى |
| * INCLUDING: THE CENTRAL BANK OF JORDAN, LICENCED BANKS, SPECIALIZED CREDIT INSTITUTIONS AND OTHER FINANCIAL CORPORATIONS. | | | | | | | | * يشمل: البنك المركزي الاردني والبنوك المرخصة ومؤسسات القراض المتخصصة والمؤسسات المالية الاخرى. |

(٧) الأرصدة من الذهب والعملات الأجنبية

(7) Gold and Foreign Exchange Reserves

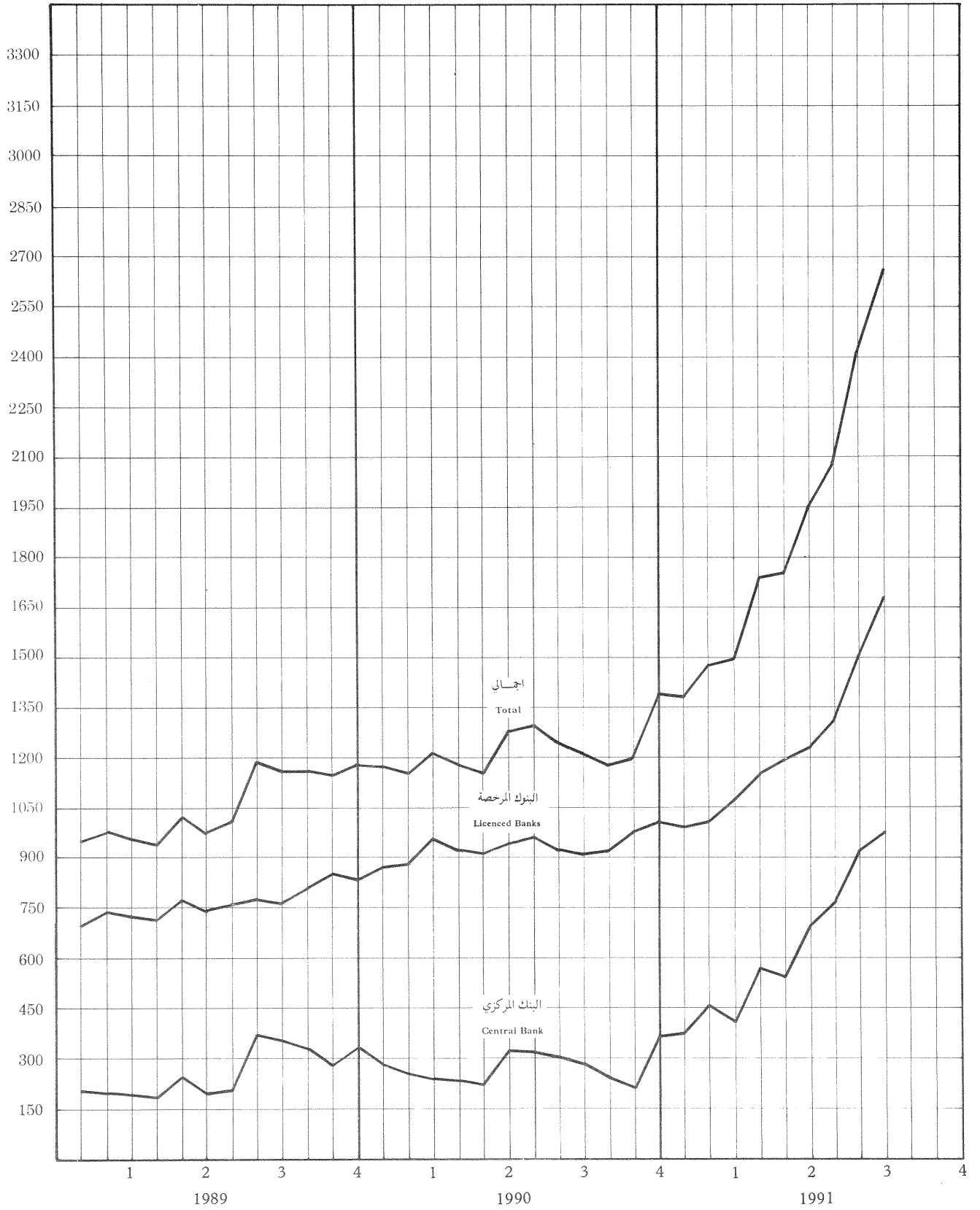
Thousand JD

الف دينار

| المجموع الكلي | المؤسسات المالية | البنوك المرخصة | CENTRAL BANK | | | البنك المركزي | | | نهاية الفترة END OF PERIOD |
|---------------|------------------------|----------------|--------------|--|------------------|-------------------|--|--------|-------------------------------|
| | | | المجموع | ديون على الخارج تتفيدا لدفعات | العملة الأجنبية | حقوق السحب الخاصة | الاحتياطي لدى صندوق النقد الدولي IMF RESERVE TRANCHE POSITION | ذهب | |
| GRAND TOTAL | FINANCIAL INSTITUTIONS | LICENCED BANKS | TOTAL | LOANS RAISING FROM PAYMENTS AGREEMENTS | FOREIGN EXCHANGE | SDRs | GOLD | | |
| 624,768 | 1,497 | 205,213 | 418,058 | 623 | 341,453 | 4,526 | 7,148 | 64,308 | 1980 |
| 671,655 | 4,792 | 233,293 | 433,570 | 0 | 353,870 | 5,998 | 6,501 | 67,201 | 1981 |
| 632,388 | 4,055 | 255,398 | 372,935 | 0 | 291,298 | 6,390 | 6,492 | 68,755 | 1982 |
| 729,559 | 16,626 | 304,387 | 408,546 | 28,288 | 296,610 | 6,733 | 2,802 | 74,113 | 1983 |
| 740,871 | 22,850 | 330,528 | 387,493 | 109,330 | 202,316 | 6,123 | 0 | 69,724 | 1984 |
| 781,351 | 17,504 | 384,893 | 378,954 | 154,011 | 146,628 | 8,527 | 0 | 69,788 | 1985 |
| 821,857 | 17,170 | 403,318 | 401,369 | 181,571 | 142,192 | 7,589 | 0 | 70,017 | 1986 |
| 870,496 | 27,386 | 452,044 | 391,066 | 186,209 | 135,740 | 3,297 | 0 | 65,820 | 1987 |
| 927,596 | 37,184 | 671,959 | 218,453 | 228,660 | -76,176 | 16 | 0 | 65,953 | 1988 |
| 1,183,212 | 20,751 | 832,350 | 330,111 | 230,033 | 30,459 | 3,230 | 0 | 66,389 | 1989 |
| 1,389,698 | 12,649 | 1,006,243 | 370,806 | 156,625 | 147,040 | 272 | 0 | 66,869 | 1990 |
| 1,160,535 | 45,907 | 762,192 | 352,436 | 209,563 | 76,339 | 224 | 0 | 66,310 | 1989 ايلول |
| 1,164,227 | 32,270 | 804,054 | 327,903 | 208,218 | 52,404 | 971 | 0 | 66,310 | OCT. تشرين اول |
| 1,149,978 | 20,293 | 849,477 | 280,208 | 199,382 | 14,324 | 162 | 0 | 66,340 | NOV. تشرين ثاني |
| 1,183,212 | 20,751 | 832,350 | 330,111 | 230,033 | 30,459 | 3,230 | 0 | 66,389 | DEC. كانون اول |
| 1,174,407 | 20,964 | 871,565 | 281,878 | 221,857 | -9,673 | 3,230 | 0 | 66,464 | JAN. 1990 كانون ثاني |
| 1,155,485 | 19,505 | 882,593 | 253,387 | 216,810 | -33,167 | 3,241 | 0 | 66,503 | FEB. شباط |
| 1,216,145 | 19,909 | 954,989 | 241,247 | 204,652 | -32,404 | 2,448 | 0 | 66,551 | MAR. آذار |
| 1,179,523 | 21,449 | 921,951 | 236,123 | 198,898 | -31,827 | 2,448 | 0 | 66,604 | APR. نيسان |
| 1,154,712 | 19,207 | 912,713 | 222,792 | 172,651 | -18,771 | 2,308 | 0 | 66,604 | MAY ايار |
| 1,283,587 | 20,026 | 941,365 | 322,196 | 163,485 | 90,552 | 1,545 | 0 | 66,614 | JUNE حزيران |
| 1,300,001 | 22,152 | 959,683 | 318,166 | 153,423 | 96,543 | 1,573 | 0 | 66,627 | JULY تموز |
| 1,243,527 | 17,067 | 921,443 | 305,017 | 150,746 | 86,037 | 1,607 | 0 | 66,627 | AUG. آب |
| 1,207,250 | 16,885 | 906,588 | 283,777 | 159,898 | 56,958 | 252 | 0 | 66,669 | SEP. ايلول |
| 1,177,401 | 18,594 | 917,419 | 241,388 | 163,573 | 10,816 | 252 | 0 | 66,747 | OCT. تشرين اول |
| 1,199,888 | 11,184 | 975,540 | 213,164 | 143,939 | 1,391 | 1,038 | 0 | 66,796 | NOV. تشرين ثاني |
| 1,389,698 | 12,649 | 1,006,243 | 370,806 | 156,625 | 147,040 | 272 | 0 | 66,869 | DEC. كانون اول |
| 1,382,001 | 13,783 | 991,867 | 376,351 | 158,006 | 151,144 | 285 | 0 | 66,916 | JAN. 1991 كانون ثاني |
| 1,475,555 | 13,476 | 1,006,755 | 455,324 | 152,299 | 234,985 | 1,080 | 0 | 66,960 | FEB. شباط |
| 1,496,578 | 15,084 | 1,072,682 | 408,812 | 171,423 | 170,114 | 315 | 0 | 66,960 | MAR. آذار |
| 1,740,287 | 19,217 | 1,152,226 | 568,844 | 184,061 | 317,508 | 315 | 0 | 66,960 | APR. نيسان |
| 1,756,361 | 19,293 | 1,192,409 | 544,659 | 195,364 | 279,668 | 764 | 0 | 68,863 | MAY ايار |
| 1,953,832 | 24,453 | 1,229,285 | 700,094 | 208,976 | 422,132 | 123 | 0 | 68,863 | JUNE حزيران |
| 2,086,518 | 6,841 | 1,315,854 | 763,823 | 242,768 | 452,069 | 123 | 0 | 68,863 | JULY تموز |
| 2,426,091 | 4,847 | 1,503,462 | 917,782 | 296,627 | 551,438 | 854 | 0 | 68,863 | AUG. آب |
| 2,659,526 | 5,090 | 1,681,159 | 973,277 | 302,058 | 601,331 | 1,025 | 0 | 68,863 | SEP. ايلول |

مليون دينار
Million JD

(1) الارصدة من الذهب والعملات الاجنبية
(1) Gold and Foreign Exchange Reserves



(٨) النقد المصدر حسب الفئات

(8) Currency Issued by Denomination

| Thousand JD | | النسبة المئوية لتوزيع الفئات PERCENTAGE-DISTRIBUTION | | | | | | | | | | العملة الورقية BANKNOTES | | | الف دينار |
|-------------|-------|---|-------|-------|-------|-------|-----------------------|--------|--------|---------|---------|-----------------------------|-------------------------------|--|-----------|
| (1 + 2) | (2) | نصف دينار (0.5) | (1) | (5) | (10) | (20) | نصف دينار (0.5) | (1) | (5) | (10) | (20) | (1) | نهاية الفترة END OF PERIOD | | |
| TOTAL | COINS | DINAR | DINAR | DINAR | DINAR | DINAR | DINAR | DINAR | DINAR | DINAR | DINAR | TOTAL | | | |
| 358,564 | 3,344 | 0.5 | 1.9 | 8.0 | 44.6 | 45.0 | 1,699 | 6,865 | 28,356 | 158,378 | 159,922 | 355,220 | 1980 | | |
| 420,872 | 3,986 | 0.5 | 1.8 | 7.2 | 37.4 | 53.1 | 1,956 | 7,668 | 29,861 | 155,761 | 221,640 | 416,886 | 1981 | | |
| 480,528 | 4,473 | 0.4 | 1.8 | 6.2 | 31.9 | 59.7 | 2,133 | 8,369 | 29,595 | 151,712 | 284,246 | 476,055 | 1982 | | |
| 528,613 | 4,935 | 0.4 | 1.7 | 5.3 | 27.4 | 65.2 | 2,265 | 8,781 | 27,881 | 143,686 | 341,065 | 523,678 | 1983 | | |
| 542,554 | 5,274 | 0.4 | 1.7 | 4.9 | 24.0 | 69.0 | 2,454 | 9,060 | 26,215 | 128,924 | 370,627 | 537,280 | 1984 | | |
| 545,042 | 5,623 | 0.5 | 1.7 | 4.7 | 22.1 | 71.0 | 2,594 | 9,269 | 25,381 | 118,970 | 383,205 | 539,419 | 1985 | | |
| 596,488 | 5,818 | 0.5 | 1.6 | 4.3 | 20.6 | 73.0 | 2,748 | 9,499 | 25,654 | 121,835 | 430,934 | 590,670 | 1986 | | |
| 669,163 | 6,033 | 0.4 | 1.5 | 3.9 | 19.2 | 75.0 | 2,880 | 9,872 | 25,635 | 127,243 | 497,500 | 663,130 | 1987 | | |
| 825,905 | 6,247 | 0.4 | 1.3 | 3.2 | 17.3 | 77.8 | 3,133 | 10,627 | 26,546 | 141,352 | 638,000 | 819,658 | 1988 | | |
| 887,455 | 6,794 | 0.4 | 1.3 | 3.1 | 15.2 | 80.0 | 3,367 | 11,313 | 26,976 | 134,002 | 705,003 | 880,661 | 1989 | | |
| 1022,207 | 7,303 | 0.3 | 1.1 | 3.2 | 15.4 | 80.0 | 3,504 | 11,567 | 32,113 | 155,987 | 811,733 | 1014,904 | 1990 | | |
| 921,580 | 6,594 | 0.4 | 1.3 | 3.1 | 15.4 | 79.8 | 3,466 | 11,631 | 28,101 | 140,961 | 730,827 | 914,986 | 1989 ايلول | | |
| 909,001 | 6,647 | 0.4 | 1.3 | 3.0 | 15.3 | 80.0 | 3,386 | 11,382 | 27,341 | 138,666 | 721,579 | 902,354 | 1989 تشرين اول | | |
| 898,374 | 6,715 | 0.4 | 1.3 | 3.0 | 15.3 | 80.0 | 3,369 | 11,304 | 27,037 | 136,604 | 713,345 | 891,659 | 1989 تشرين ثاني | | |
| 887,455 | 6,794 | 0.4 | 1.3 | 3.1 | 15.2 | 80.0 | 3,367 | 11,313 | 26,976 | 134,002 | 705,003 | 880,661 | 1989 كانون اول | | |
| 889,276 | 6,871 | 0.4 | 1.3 | 3.0 | 15.1 | 80.2 | 3,326 | 11,170 | 26,828 | 133,548 | 707,533 | 882,405 | 1990 كانون ثاني | | |
| 897,274 | 6,923 | 0.4 | 1.3 | 3.0 | 15.0 | 80.3 | 3,387 | 11,291 | 27,024 | 133,160 | 715,489 | 890,351 | 1990 شباط | | |
| 907,447 | 6,972 | 0.4 | 1.3 | 3.1 | 14.9 | 80.3 | 3,477 | 11,455 | 27,678 | 133,802 | 724,063 | 900,475 | 1990 آذار | | |
| 927,015 | 7,058 | 0.4 | 1.4 | 3.3 | 14.9 | 80.0 | 3,882 | 12,779 | 30,102 | 136,911 | 736,283 | 919,957 | 1990 نيسان | | |
| 922,590 | 7,099 | 0.4 | 1.3 | 3.2 | 14.7 | 80.4 | 3,649 | 11,937 | 29,185 | 134,657 | 736,063 | 915,491 | 1990 ايار | | |
| 966,071 | 7,175 | 0.4 | 1.3 | 3.2 | 14.5 | 80.6 | 3,834 | 12,402 | 31,092 | 138,961 | 772,607 | 958,896 | 1990 حزيران | | |
| 955,964 | 7,181 | 0.4 | 1.3 | 3.2 | 14.4 | 80.7 | 3,733 | 12,213 | 30,647 | 136,120 | 766,070 | 948,783 | 1990 تموز | | |
| 1118,726 | 7,172 | 0.3 | 1.1 | 3.7 | 16.8 | 78.1 | 3,718 | 12,264 | 41,102 | 187,034 | 867,436 | 1111,554 | 1990 آب | | |
| 1086,050 | 7,228 | 0.3 | 1.1 | 3.5 | 16.3 | 78.8 | 3,581 | 11,734 | 37,340 | 175,505 | 850,662 | 1078,822 | 1990 ايلول | | |
| 1050,615 | 7,267 | 0.3 | 1.1 | 3.3 | 16.0 | 79.3 | 3,466 | 11,457 | 34,612 | 166,736 | 827,077 | 1043,348 | 1990 تشرين اول | | |
| 1033,944 | 7,274 | 0.3 | 1.1 | 3.2 | 15.7 | 79.7 | 3,448 | 11,404 | 32,907 | 161,234 | 817,677 | 1026,670 | 1990 تشرين ثاني | | |
| 1022,207 | 7,303 | 0.3 | 1.1 | 3.2 | 15.4 | 80.0 | 3,504 | 11,567 | 32,113 | 155,987 | 811,733 | 1014,904 | 1990 كانون اول | | |
| 1138,154 | 7,321 | 0.3 | 1.0 | 3.1 | 14.5 | 81.1 | 3,447 | 11,429 | 34,656 | 164,012 | 917,289 | 1130,833 | 1991 كانون ثاني | | |
| 1141,685 | 7,313 | 0.3 | 1.0 | 3.0 | 14.3 | 81.4 | 3,414 | 11,403 | 33,714 | 161,903 | 923,938 | 1134,372 | 1991 شباط | | |
| 1054,884 | 7,341 | 0.3 | 1.1 | 2.9 | 14.1 | 81.6 | 3,547 | 11,785 | 30,733 | 147,324 | 854,154 | 1047,543 | 1991 آذار | | |
| 1027,710 | 7,401 | 0.4 | 1.3 | 3.1 | 13.8 | 81.4 | 3,949 | 12,908 | 31,131 | 141,308 | 831,013 | 1020,309 | 1991 نيسان | | |
| 1004,166 | 7,421 | 0.4 | 1.2 | 3.0 | 13.6 | 81.8 | 3,751 | 12,089 | 29,433 | 135,648 | 815,824 | 996,745 | 1991 ايار | | |
| 1013,150 | 7,429 | 0.4 | 1.3 | 3.1 | 13.4 | 81.8 | 4,141 | 13,081 | 30,661 | 135,179 | 822,659 | 1005,721 | 1991 حزيران | | |
| 1015,353 | 7,426 | 0.4 | 1.2 | 2.9 | 13.1 | 82.4 | 3,910 | 12,388 | 29,532 | 131,866 | 830,231 | 1007,927 | 1991 تموز | | |
| 1036,609 | 7,457 | 0.4 | 1.2 | 2.9 | 12.6 | 82.9 | 3,921 | 12,450 | 29,330 | 130,152 | 853,299 | 1029,152 | 1991 آب | | |
| 1027,604 | 7,534 | 0.4 | 1.2 | 2.7 | 12.4 | 83.3 | 3,908 | 12,421 | 27,739 | 126,246 | 849,756 | 1020,070 | 1991 ايلول | | |

(٩) عرض النقد

(9) Money Supply

| Thousand JD | | الف دينار | | | | | | | | | | |
|---|---|---------------------------|--|--|--|---|-------------------------------------|--|--|--|-------------------------------|--|
| | | شبه النقد QUASI-MONEY* | | | | | ودائع تحت الطلب DEMAND DEPOSITS* | | | | | |
| عرض النقد *** (٢٢ع) MONEY SUPPLY (M2)*** (5=3+4) | عرض النقد (٢ع) MONEY SUPPLY (M2) | المجموع TOTAL (4) | بلديات ومؤسسات عامة MUNICIPALITIES & PUBLIC SECTOR ENTITIES | القطاع الخاص (مقيم) PRIVATE SECTOR (RESIDENT) | عرض النقد (١١ع) MONEY SUPPLY (M1)** | عرض النقد (١ع) MONEY SUPPLY (M1) | المجموع TOTAL (2) | بلديات ومؤسسات عامة MUNICIPALITIES & PUBLIC SECTOR ENTITIES | القطاع الخاص (مقيم) PRIVATE SECTOR (RESIDENT) | النقد المتداول IN CIRCULATION (1) | نهاية الفترة END OF PERIOD | |
| 1000,423 | 984,767 | 389,996 | 28,278 | 361,718 | 600,017 | 594,771 | 243,143 | 24,289 | 218,854 | 351,628 | 1980 | |
| 1212,088 | 1179,880 | 478,224 | 43,836 | 434,388 | 714,533 | 701,656 | 289,347 | 17,339 | 272,008 | 412,309 | 1981 | |
| 1443,808 | 1403,347 | 615,844 | 28,812 | 587,032 | 802,739 | 787,503 | 317,523 | 21,169 | 296,354 | 469,980 | 1982 | |
| 1677,591 | 1615,157 | 745,740 | 35,343 | 710,397 | 883,555 | 869,417 | 353,369 | 28,339 | 325,030 | 516,048 | 1983 | |
| 1834,084 | 1757,662 | 879,271 | 35,326 | 843,945 | 888,598 | 878,391 | 347,868 | 22,013 | 325,855 | 530,523 | 1984 | |
| 1977,662 | 1874,843 | 1026,621 | 44,856 | 981,765 | 860,974 | 848,222 | 316,429 | 23,789 | 292,640 | 531,793 | 1985 | |
| 2181,266 | 2072,423 | 1175,326 | 50,245 | 1,125,081 | 910,819 | 897,097 | 313,231 | 13,316 | 299,915 | 583,866 | 1986 | |
| 2501,844 | 2372,156 | 1392,353 | 41,104 | 1,351,249 | 999,230 | 979,803 | 324,024 | 11,319 | 312,705 | 655,779 | 1987 | |
| 2773,616 | 2646,713 | 1465,364 | 56,852 | 1,408,512 | 1194,180 | 1181,349 | 370,189 | 11,846 | 358,343 | 811,160 | 1988 | |
| 3095,877 | 2971,092 | 1644,589 | 77,535 | 1,567,054 | 1342,129 | 1326,503 | 455,377 | 19,997 | 435,380 | 871,126 | 1989 | |
| 3203,822 | 3122,627 | 1689,872 | 118,638 | 1,571,234 | 1446,228 | 1432,755 | 426,597 | 20,331 | 406,266 | 1,006,158 | 1990 | |
| 3095,877 | 2971,092 | 1644,589 | 77,535 | 1,567,054 | 1342,129 | 1326,503 | 455,377 | 19,997 | 435,380 | 871,126 | 1989 كانون اول | |
| 3116,336 | 2999,359 | 1663,964 | 81,297 | 1,582,667 | 1352,394 | 1335,395 | 462,472 | 17,303 | 445,169 | 872,923 | 1990 كانون ثاني | |
| 3146,231 | 3025,759 | 1684,651 | 79,898 | 1,604,753 | 1358,255 | 1341,108 | 460,992 | 11,621 | 449,371 | 880,116 | 1990 شباط | |
| 3168,948 | 3043,592 | 1687,940 | 91,422 | 1,596,518 | 1372,430 | 1355,652 | 466,907 | 16,588 | 450,319 | 888,745 | 1990 آذار | |
| 3224,427 | 3102,317 | 1718,887 | 115,100 | 1,603,787 | 1403,334 | 1383,430 | 477,880 | 16,642 | 461,238 | 905,550 | 1990 نيسان | |
| 3250,791 | 3131,126 | 1743,315 | 122,698 | 1,620,617 | 1405,367 | 1387,811 | 481,560 | 19,895 | 461,665 | 906,251 | 1990 ايار | |
| 3329,937 | 3208,442 | 1757,481 | 94,779 | 1,662,702 | 1466,677 | 1450,961 | 501,508 | 23,242 | 478,266 | 949,453 | 1990 حزيران | |
| 3366,136 | 3240,756 | 1799,785 | 94,435 | 1,705,350 | 1456,830 | 1440,971 | 503,832 | 18,489 | 485,343 | 937,139 | 1990 تموز | |
| 3301,087 | 3195,791 | 1642,697 | 97,067 | 1,545,630 | 1567,853 | 1553,094 | 456,151 | 16,618 | 439,533 | 1,096,943 | 1990 آب | |
| 3255,053 | 3149,227 | 1628,786 | 98,576 | 1,530,210 | 1533,955 | 1520,441 | 454,937 | 18,522 | 436,415 | 1,065,504 | 1990 ايلول | |
| 3225,357 | 3118,905 | 1635,280 | 110,068 | 1,525,212 | 1494,803 | 1483,625 | 451,474 | 18,345 | 433,129 | 1,032,151 | 1990 تشرين اول | |
| 3220,844 | 3139,564 | 1675,292 | 109,989 | 1,565,303 | 1475,264 | 1464,272 | 447,353 | 23,667 | 423,686 | 1,016,919 | 1990 تشرين ثاني | |
| 3203,822 | 3122,627 | 1689,872 | 118,638 | 1,571,234 | 1446,228 | 1432,755 | 426,597 | 20,331 | 406,266 | 1,006,158 | 1990 كانون اول | |
| 3202,425 | 3124,618 | 1611,709 | 120,098 | 1,491,611 | 1528,402 | 1512,909 | 394,856 | 21,741 | 373,115 | 1,118,053 | 1991 كانون ثاني | |
| 3249,349 | 3173,089 | 1640,126 | 113,153 | 1,526,973 | 1548,142 | 1532,963 | 409,829 | 25,698 | 384,131 | 1,123,134 | 1991 شباط | |
| 3266,733 | 3189,539 | 1710,991 | 112,755 | 1,598,236 | 1489,943 | 1478,548 | 443,698 | 22,559 | 421,139 | 1,034,850 | 1991 آذار | |
| 3337,780 | 3256,374 | 1763,039 | 115,851 | 1,647,188 | 1503,927 | 1493,335 | 484,416 | 23,923 | 460,493 | 1,008,919 | 1991 نيسان | |
| 3401,278 | 3318,837 | 1812,564 | 122,271 | 1,690,293 | 1513,402 | 1506,273 | 519,894 | 25,103 | 494,791 | 986,379 | 1991 ايار | |
| 3480,789 | 3387,741 | 1842,738 | 114,631 | 1,728,107 | 1558,560 | 1545,003 | 553,445 | 27,837 | 525,608 | 991,558 | 1991 حزيران | |
| 3544,426 | 3465,146 | 1895,890 | 106,435 | 1,789,455 | 1584,645 | 1569,256 | 575,692 | 23,035 | 552,657 | 993,564 | 1991 تموز | |
| 3718,982 | 3640,058 | 1981,243 | 99,572 | 1,881,671 | 1675,261 | 1658,815 | 645,136 | 22,714 | 622,422 | 1,013,679 | 1991 آب | |
| 3874,967 | 3789,726 | 2108,467 | 101,971 | 2,006,496 | 1699,524 | 1681,259 | 678,392 | 25,330 | 653,062 | 1,002,867 | 1991 ايلول | |

* : DEPOSITS WITH CENTRAL BANK & LICENCED BANKS INCLUDE HOUSING BANK DENOMINATED IN JDs AND FOREIGN CURRENCIES, WHEREAS DEPOSITS HELD WITH THE CENTRAL BANK INCLUDE FOREIGN CURRENCY DEPOSITS SINCE AUGUST 1988 .

** : M11 = M1 + DEMAND DEPOSITS WITH (SPECIALIZED CREDIT INSTITUTIONS AND OTHER FINANCIAL CORPORATIONS) - CASH WITH (SPECIALIZED CREDIT INSTITUTIONS AND OTHER FINANCIAL CORPORATIONS) - DEMAND DEPOSITS OF SPECIALIZED CREDIT INSTITUTIONS WITH CENTRAL BANK.

***: M22 = M11 + QUASI MONEY + SAVING AND TIME DEPOSITS WITH (SPECIALIZED CREDIT INSTITUTIONS, OTHER FINANCIAL CORPORATIONS AND POSTAL SAVINGS BANK) - TIME DEPOSITS OF SPECIALIZED CREDIT INSTITUTIONS WITH CENTRAL BANK.

1/ : PRELIMINARY.

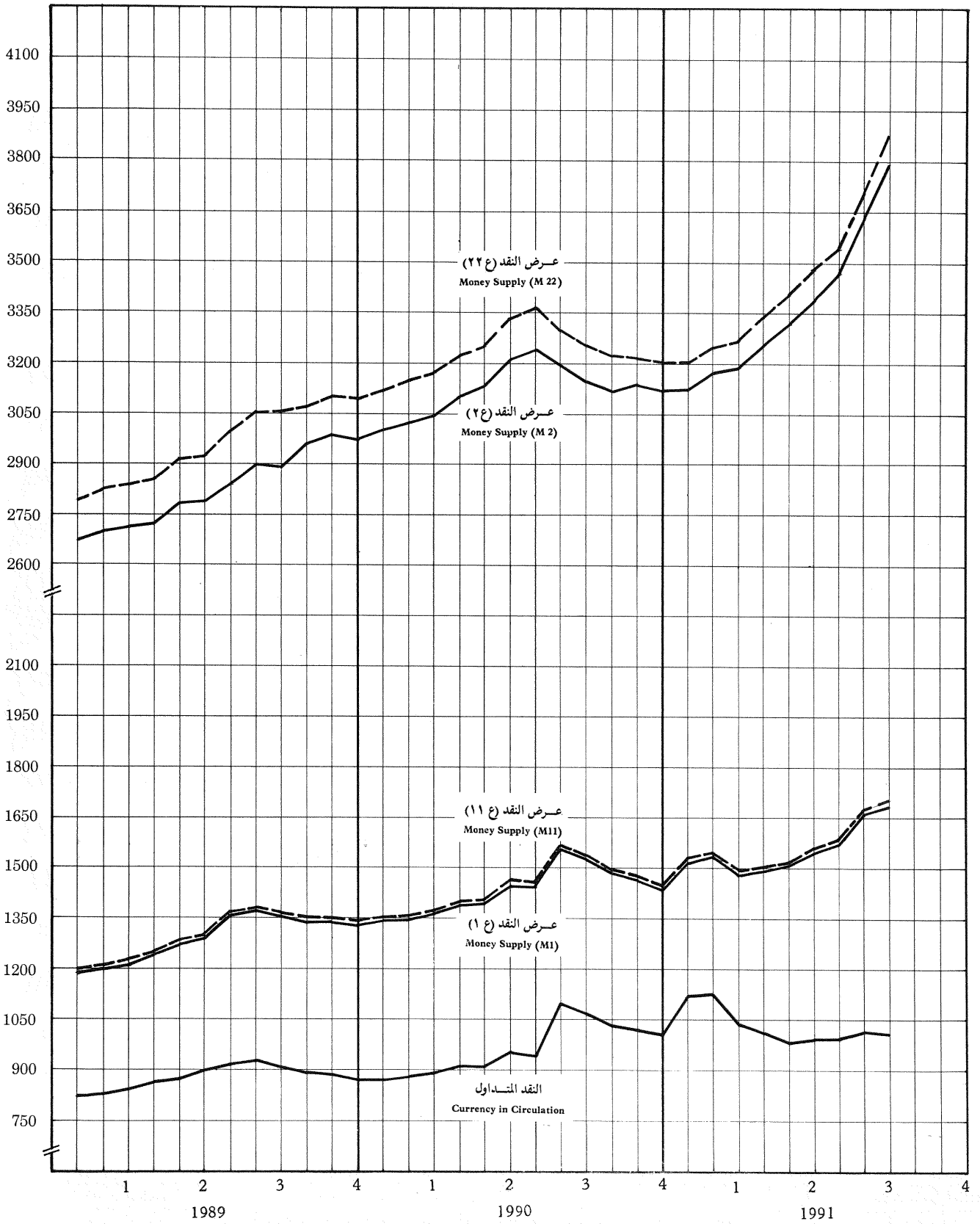
* : الودائع لدى البنك المركزي والبنوك المرخصة بما فيها بنك الإسكان بالدينار والعملية الأجنبية . علما بان الودائع لدى البنك المركزي تشمل على الودائع بالعملات الأجنبية ابتداءً من شهر آب ١٩٨٨ .

** : M11 = M1 + ودائع تحت الطلب لدى (مؤسسات الاقراض المتخصصة والمؤسسات المالية الاخرى) - النقد في الصندوق لدى (مؤسسات الاقراض المتخصصة والمؤسسات المالية الاخرى) - ودائع مؤسسات الاقراض الجارية لدى البنك المركزي.

***: M22 = M11 + شبه النقد + ودائع التوفير ولذجل لدى (مؤسسات الاقراض المتخصصة والمؤسسات المالية الاخرى) - وصندوق توفير البريد) - ودائع مؤسسات الاقراض الخاصة لدى البنك المركزي.

مليون دينار
Million JD

(٢) عرض النقد
(2) Money Supply



(١٠) العوامل المؤثرة في عرض النقد

(10) Factors Affecting Money Supply

التغير بالآلاف الدنانير

Change in thousands of JDs

| SECTORS | أيلول SEP. | | كانون ٢ JAN. - SEP. | | 1990 | 1989 | 1988 | القطاعات |
|---|---------------|---------|------------------------|---------|----------|----------|----------|---|
| | 1991 | 1990 | 1991 | 1990 | | | | |
| A) DOMESTIC CREDIT | 24,152 | -1,482 | -292,297 | 118,938 | 146,750 | 110,089 | 430,653 | ١ (الدائمان المحلي |
| 1- CLAIMS ON GOVERNMENT (NET) | -8,969 | 2,013 | -363,887 | 30,108 | 31,021 | 17,798 | 310,964 | ١- الديون على الحكومة (صافي) |
| A) TREASURY BILLS | -3,478 | 542 | 3,792 | -13,531 | -5,917 | -10,291 | 85,473 | ١ (اذونات الخزينة |
| B) LOANS & ADVANCES | 0 | 0 | 15,600 | 46,650 | 36,650 | 73,020 | 201,404 | ب (القروض والسلف |
| C) BONDS | -7,028 | 1,138 | -36,847 | -16,618 | -1,745 | 17,380 | 21,187 | ج (السندات |
| D) DEPOSITS (INCREASE -) | 1,537 | 333 | -346,432 | 13,607 | 2,033 | -62,311 | 2,900 | د (الودائع (الزيادة -) |
| 2- CLAIMS ON MUNICIPALITIES & PUBLIC ENTITIES | -1,133 | -1,133 | 2,055 | -3,971 | -832 | -13,167 | 24,004 | ٢- الديون على البلديات والمؤسسات العامة |
| 3- CLAIMS ON PRIVATE SECTOR (RESIDENT) | 37,090 | -2,534 | 81,765 | 108,697 | 135,137 | 101,350 | 95,294 | ٣- الديون على القطاع الخاص (مقيم) |
| A) LOANS & ADVANCES | 42,358 | -1,032 | 81,205 | 100,752 | 118,959 | 88,692 | 112,325 | ١ (القروض والسلف |
| B) CORPORATE BONDS | -211 | -861 | -1,473 | -2,536 | -2,767 | 3,727 | -19,616 | ب (اسناد القرض |
| C) DOMESTIC INVESTMENTS | -5,057 | -641 | 2,033 | 10,481 | 18,945 | 8,931 | 2,585 | ج (الاستثمارات المحلية |
| 4- CLAIMS ON SPECIALIZED CREDIT INSTITUTIONS | -50 | 34 | -4,051 | -1,086 | -2,074 | -3,588 | 3,175 | ٤- الديون على مؤسسات القروض المتخصصة |
| 5- CLAIMS ON FINANCIAL CORPS. | -2,786 | 138 | -8,179 | -14,810 | -16,502 | 7,696 | -2,784 | ٥- الديون على المؤسسات المالية |
| B) NET FOREIGN ASSETS | 132,578 | -21,478 | 992,944 | 107,084 | 259,629 | 319,150 | -65,343 | ب (صافي الازدراء الاجنبية |
| 1- ASSETS | 233,192 | -36,095 | 1277,387 | 27,904 | 214,588 | 272,049 | 47,302 | ١- الموجودات |
| 2- LIABILITIES (INCREASE -) | -100,614 | 14,617 | -284,443 | 79,180 | 45,041 | 47,101 | -112,645 | ٢- المطلوبات (الزيادة -) |
| C) OTHER ITEMS (NET) (INCREASE -) | -7,062 | -23,604 | -33,548 | -47,887 | -254,844 | -104,860 | -90,753 | ج (صافي العوامل الاخرى (الزيادة -) |
| 1- CAPITAL, RESERVES AND ALLOWANCES | 28,354 | -2,465 | 58,448 | 32,631 | -25,192 | -88,101 | -36,868 | ١- رأس المال والاحتياطيات والمخصصات |
| 2- OTHER | -35,416 | -21,139 | -91,996 | -80,518 | -229,652 | -16,759 | -53,885 | ٢- اُخرى |
| CHANGE IN MONEY SUPPLY (M2) | 149,668 | -46,564 | 667,099 | 178,135 | 151,535 | 324,379 | 274,557 | التغير في عرض النقد (ع٢) |
| A) CURRENCY IN CIRCULATION | -10,812 | -31,439 | -3,291 | 194,378 | 135,032 | 59,966 | 155,381 | ١ (النقد المتداول |
| B) DEMAND DEPOSITS | 33,256 | -1,214 | 251,795 | -440 | -28,780 | 85,188 | 46,165 | ب (ودايع تحت الطلب |
| 1- PRIVATE SECTOR (RESIDENT) | 30,640 | -3,118 | 246,796 | 1,035 | -29,114 | 77,037 | 45,638 | ١- القطاع الخاص (مقيم) |
| 2- MUNICIPALITIES & PUBLIC ENTITIES | 2,616 | 1,904 | 4,999 | -1,475 | 334 | 8,151 | 527 | ٢- البلديات والمؤسسات العامة |
| C) SAVING & TIME DEPOSITS | 127,224 | -13,911 | 418,595 | -15,803 | 45,283 | 179,225 | 73,011 | ج (ودايع التوفير ولذجل |
| 1- PRIVATE SECTOR (RESIDENT) | 124,825 | -15,420 | 435,262 | -36,844 | 4,180 | 158,542 | 57,263 | ١- القطاع الخاص (مقيم) |
| 2- MUNICIPALITIES & PUBLIC ENTITIES | 2,399 | 1,509 | -16,667 | 21,041 | 41,103 | 20,683 | 15,748 | ٢- البلديات والمؤسسات العامة |

★
 (11) الوضع النقدي للجهاز المصرفي
 (11) Monetary Survey of the Banking System ★

| Thousand JD | 1991 | | 1990 | 1989 | 1988 | 1987 | 1986 | الف دينار |
|--|---------------|------------|----------|----------|----------|----------|----------|--|
| | ايلول SEP. | أب AUG. | | | | | | |
| ASSETS ===== | | | | | | | | الموجودات ===== |
| 1- FOREIGN ASSETS | 2654,436 | 2421,244 | 1377,049 | 1162,461 | 890,412 | 843,110 | 804,686 | 1- الموجودات الاجنبية |
| 2- CLAIMS ON PRIVATE SECTOR (RESIDENT) | 1782,698 | 1745,608 | 1700,933 | 1565,796 | 1464,446 | 1369,152 | 1318,772 | 2- الديون على القطاع الخاص (مقيم) |
| A) LOANS AND ADVANCES | 819,703 | 790,949 | 747,293 | 645,927 | 521,539 | 425,529 | 416,299 | 1) القروض والسلف |
| B) BILLS DISCOUNTED | 262,430 | 259,491 | 259,749 | 272,160 | 264,142 | 251,125 | 233,640 | ب) كمبيالات واسناد مخصومة |
| C) OVERDRAFT | 601,573 | 590,908 | 595,459 | 565,455 | 609,169 | 605,871 | 578,471 | ج) الجاري مديون |
| D) CORPORATE BONDS | 25,822 | 26,033 | 27,295 | 30,062 | 26,335 | 45,951 | 51,777 | د) اسناد القرض |
| E) DOMESTIC INVESTMENTS | 73,170 | 78,227 | 71,137 | 52,192 | 43,261 | 40,676 | 38,585 | هـ) استثمارات محلية |
| 3- CLAIMS ON FINANCIAL CORPORATIONS | 41,166 | 43,952 | 49,345 | 65,847 | 58,151 | 60,935 | 52,301 | 3- الديون على المؤسسات المالية |
| 4- CLAIMS ON SPECIALIZED CREDIT INSTITUTIONS | 27,602 | 27,652 | 31,653 | 33,727 | 37,315 | 34,140 | 32,572 | 4- الديون على مؤسسات الائراض |
| 5- CLAIMS ON MUNICIPALITIES AND PUBLIC CORPS. | 247,175 | 248,308 | 245,120 | 245,952 | 259,119 | 235,115 | 177,715 | 5- الديون على البلديات والمؤسسات العامة |
| 6- CLAIMS ON GOVERNMENT | 956,530 | 967,036 | 973,985 | 944,997 | 864,888 | 556,824 | 352,197 | 6- الديون على الحكومة |
| A) ADVANCES | 588,394 | 588,394 | 572,794 | 536,144 | 463,124 | 261,720 | 133,754 | 1) السلف |
| B) TREASURY BILLS | 219,953 | 223,431 | 216,161 | 222,078 | 232,369 | 146,896 | 132,453 | ب) اذونات الخزينة |
| C) GOVT. BONDS | 148,183 | 155,211 | 185,030 | 186,775 | 169,395 | 148,208 | 85,990 | ج) السندات |
| ASSETS = LIABILITIES | 5709,607 | 5453,800 | 4378,085 | 4018,780 | 3574,331 | 3099,276 | 2738,243 | الموجودات = المطلوبات |
| LIABILITIES ===== | | | | | | | | المطلوبات ===== |
| 1- MONEY SUPPLY (M1) | 1681,259 | 1658,815 | 1432,755 | 1326,503 | 1181,349 | 979,803 | 897,097 | 1- عرض النقد (ع1) |
| 2- QUASI-MONEY | 2108,467 | 1981,243 | 1689,872 | 1644,589 | 1465,364 | 1392,353 | 1175,326 | 2- شبه النقد |
| 3- GOVERNMENT DEPOSITS | 532,847 | 534,384 | 186,415 | 188,448 | 126,137 | 129,037 | 166,583 | 3- الودائع الحكومية |
| 4- FOREIGN LIABILITIES | 745,102 | 644,488 | 460,659 | 505,700 | 552,801 | 440,156 | 349,143 | 4- المطلوبات الاجنبية |
| 5- CAPITAL, RESERVES AND ALLOWANCES | 369,609 | 397,963 | 428,057 | 402,865 | 314,764 | 277,896 | 257,808 | 5- رأس المال والاحتياطيات والمخصصات |
| 6- OTHER ITEMS (NET) | 272,323 | 236,907 | 180,327 | -49,325 | -66,084 | -119,969 | -107,714 | 6- الأخرى (صافي) |

* INCLUDING : CENTRAL BANK OF JORDAN & LICENCED BANKS .

* يشمل : البنك المركزي الاردني والبنوك المرخصة .

(١٢) القاعدة النقدية

(12) Reserve Money

| Thousand JD | | الف دينار | | | | | | | | |
|---------------|---------|---------------------------------------|-------------------------|----------------|------------------------------------|----------|---|----------------|------|-------------------------------|
| | | * الجهاز المالي FINANCIAL SYSTEM * | | | القطاع العام PUBLIC SECTOR | | النقد لدى الجمهور CURRENCY WITH THE PUBLIC | | | |
| المجموع العام | المجموع | المؤسسات المالية | مؤسسات الاقراض المتخصصة | البنوك المرخصة | ودائع المؤسسات العامة تحت الطلب | المجموع | النقد المعدني | الدورق النقدية | | نهاية الفترة END OF PERIOD |
| GRAND TOTAL | TOTAL | SPECIALISED FINANCIAL INSTITUTIONS | CREDIT INSTITUTIONS | LICENCED BANKS | DEMAND DEPOSITS BY PUBLIC ENTITIES | TOTAL | COINS | BANKNOTES | | |
| 481,406 | 113,983 | 18 | 2,165 | 111,800 | 16,578 | 350,845 | 3,344 | 347,501 | | 1980 |
| 534,104 | 113,895 | 111 | 1,207 | 112,577 | 8,043 | 412,166 | 3,956 | 408,210 | | 1981 |
| 596,531 | 115,855 | 122 | 1,613 | 114,120 | 10,828 | 469,848 | 4,473 | 465,375 | | 1982 |
| 664,133 | 135,023 | 1,224 | 908 | 132,891 | 13,819 | 515,291 | 4,935 | 510,356 | | 1983 |
| 676,998 | 137,114 | 1,221 | 1,262 | 134,631 | 9,790 | 530,094 | 5,274 | 524,820 | | 1984 |
| 702,686 | 164,229 | 1,389 | 898 | 161,942 | 7,153 | 531,304 | 5,623 | 525,681 | | 1985 |
| 749,686 | 164,087 | 2,894 | 394 | 160,799 | 2,212 | 583,387 | 5,818 | 577,569 | | 1986 |
| 784,257 | 128,933 | 5,158 | 821 | 122,954 | 753 | 654,571 | 6,033 | 648,538 | | 1987 |
| 961,278 | 151,354 | 4,470 | 842 | 146,042 | 1,377 | 808,547 | 6,247 | 802,300 | | 1988 |
| 1137,146 | 263,818 | 4,471 | 389 | 258,958 | 5,667 | 867,661 | 6,794 | 860,867 | | 1989 |
| 1281,152 | 273,672 | 4,798 | 649 | 268,225 | 5,010 | 1002,470 | 7,303 | 995,167 | | 1990 |
| 1104,634 | 198,022 | 4,527 | 957 | 192,538 | 7,372 | 899,240 | 6,594 | 892,646 | SEP. | ايلول |
| 1094,722 | 198,355 | 2,989 | 1,208 | 194,158 | 7,264 | 889,103 | 6,647 | 882,456 | OCT. | تشرين اول |
| 1113,081 | 228,381 | 9,370 | 411 | 218,600 | 5,169 | 879,531 | 6,715 | 872,816 | NOV. | تشرين ثاني |
| 1137,146 | 263,818 | 4,471 | 389 | 258,958 | 5,667 | 867,661 | 6,794 | 860,867 | DEC. | كانون اول |
| 1088,616 | 214,983 | 3,658 | 741 | 210,584 | 3,985 | 869,648 | 6,871 | 862,777 | JAN. | كانون ثاني |
| 1104,216 | 226,461 | 3,839 | 344 | 222,278 | 303 | 877,452 | 6,923 | 870,529 | FEB. | شباط |
| 1147,372 | 256,799 | 6,352 | 1,124 | 249,323 | 4,088 | 886,485 | 6,972 | 879,513 | MAR. | آذار |
| 1133,118 | 226,326 | 5,319 | 601 | 220,406 | 3,403 | 903,389 | 7,058 | 896,331 | APR. | نيسان |
| 1127,602 | 218,209 | 2,599 | 842 | 214,768 | 5,308 | 904,085 | 7,099 | 896,986 | MAY | ايار |
| 1165,931 | 208,494 | 3,162 | 1,031 | 204,301 | 11,002 | 946,435 | 7,175 | 939,260 | JUNE | حزيران |
| 1193,511 | 252,888 | 4,800 | 827 | 247,261 | 6,644 | 933,979 | 7,181 | 926,798 | JULY | تموز |
| 1365,069 | 266,685 | 3,207 | 925 | 262,553 | 4,467 | 1093,917 | 7,172 | 1086,745 | AUG. | آب |
| 1338,571 | 273,681 | 5,099 | 857 | 267,725 | 4,451 | 1060,439 | 7,228 | 1053,211 | SEP. | ايلول |
| 1298,441 | 267,941 | 5,249 | 735 | 261,957 | 3,161 | 1027,339 | 7,267 | 1020,072 | OCT. | تشرين اول |
| 1279,409 | 261,945 | 3,892 | 1,533 | 256,520 | 4,641 | 1012,823 | 7,274 | 1005,549 | NOV. | تشرين ثاني |
| 1281,152 | 273,672 | 4,798 | 649 | 268,225 | 5,010 | 1002,470 | 7,303 | 995,167 | DEC. | كانون اول |
| 1357,799 | 233,655 | 3,455 | 855 | 229,345 | 8,269 | 1115,875 | 7,321 | 1108,554 | JAN. | كانون ثاني |
| 1355,811 | 221,096 | 2,583 | 1,109 | 217,404 | 13,092 | 1121,623 | 7,313 | 1114,310 | FEB. | شباط |
| 1299,488 | 260,134 | 5,895 | 804 | 253,435 | 9,387 | 1029,967 | 7,341 | 1022,626 | MAR. | آذار |
| 1288,602 | 273,846 | 4,965 | 392 | 268,489 | 9,555 | 1005,201 | 7,401 | 997,800 | APR. | نيسان |
| 1322,538 | 333,975 | 7,748 | 1,271 | 324,956 | 8,626 | 979,937 | 7,421 | 972,516 | MAY | ايار |
| 1407,910 | 405,807 | 5,372 | 483 | 399,952 | 14,552 | 987,551 | 7,429 | 980,122 | JUNE | حزيران |
| 1441,975 | 439,330 | 980 | 1,181 | 437,169 | 10,067 | 992,578 | 7,426 | 985,152 | JULY | تموز |
| 1559,541 | 538,547 | 844 | 1,023 | 536,680 | 8,163 | 1012,831 | 7,457 | 1005,374 | AUG. | آب |
| 1615,156 | 599,794 | 1,534 | 515 | 597,745 | 13,400 | 1001,962 | 7,534 | 994,428 | SEP. | ايلول |

* DEPOSITS WITH THE CENTRAL BANK OF JORDAN IN JORDANIAN DINAR + CASH.

* الودائع لدى البنك المركزي بالدينار الأردني + النقد في الصندوق.

** PRELIMINARY .

** أوليئة .

(١٣) العوامل المؤثرة في القاعدة النقدية

(13) Factors Affecting Reserve Money

Change in thousands of JDs

التغير بالآلاف الدنانير

| SECTORS | أيلول SEP. | | كانون ٢ - أيلول JAN. - SEP. | | 1990 | 1989 | 1988 | القطاعات |
|--|---------------|---------|--------------------------------|---------|----------|---------|----------|---|
| | 1991 | 1990 | 1991 | 1990 | | | | |
| A) PUBLIC SECTOR | -8,408 | -19,805 | -305,031 | 15,319 | 24,981 | 9,252 | 312,884 | (١) القطاع العام |
| 1. CENTRAL GOVERNMENT (EXCLUDING EXTERNAL LOANS) | -8,478 | -23,594 | -304,802 | 12,106 | 20,128 | 14,004 | 312,492 | ١. الحكومة المركزية (لا تشمل الفروض الخارجية) |
| A) TREASURY BILLS | -2,957 | -35,544 | -760 | -28,611 | -32,807 | -34,528 | 83,332 | ١. ادونات الخزينة |
| B) GOVERNMENT BONDS | 3,081 | 4,245 | -34,518 | -12,425 | 607 | -3,836 | 26,805 | ب) سندات حكومية |
| C) ADVANCES TO GOVERNMENT | 0 | 0 | 15,600 | 46,650 | 36,650 | 73,020 | 201,405 | ج) سلفاالى الحكومة |
| D) GOVERNMENT DEPOSITS (INCREASE -) | -8,602 | 7,705 | -285,124 | 6,492 | 15,678 | -20,652 | 950 | د) الودائع الحكومية (الزيادة -) |
| 2. TIME DEPOSITS BY PUBLIC ENTITIES (INCREASE -) | 70 | 3,789 | -229 | 3,213 | 4,853 | -4,752 | 392 | ٢. ودايع المؤسسات العامة للاجل (الزيادة -) |
| B) CREDIT TO FINANCIAL SYSTEM | -12,072 | 11,335 | -25,507 | 221,229 | 230,795 | 105,286 | 6,926 | ب) تسهيلات مقدمه للجهاز المالي |
| 1. LICENCED BANKS | -11,905 | 10,280 | -21,568 | 251,182 | 262,597 | 104,515 | 4,363 | ١. البنوك المرخصة |
| 2. SPECIALIZED CREDIT INSTS. | -50 | 35 | -4,051 | -1,083 | -2,074 | -3,588 | 3,175 | ٢. مؤسسات الاقراض المتخصصة |
| 3. FINANCIAL INSTITUTIONS | -117 | 1,020 | 112 | -28,870 | -29,728 | 4,359 | -612 | ٣. المؤسسات الماليه |
| C) PRIVATE SECTOR | 28 | 32 | 151 | -150 | 13 | -2,508 | 1,099 | ج) القطاع الخاص |
| D) FOREIGN SECTOR | 69,824 | -4,949 | 567,313 | -52,865 | 35,939 | 115,734 | -131,072 | د) القطاع الاجنبي |
| 1. FOREIGN EXCHANGE ASSETS | 55,495 | -21,241 | 602,472 | -46,334 | 40,695 | 111,792 | -96,039 | ١. موجودات بعملات اجنبيه |
| 2. FOREIGN EXCHANGE LIABILITIES (INCREASE -) | 14,329 | 16,292 | -35,159 | -6,531 | -4,756 | 3,942 | -35,033 | ٢. مطلوبات بعملات اجنبيه (الزيادة -) |
| E) OTHER ITEMS | 6,243 | -13,111 | 97,078 | 17,892 | -147,722 | -51,896 | -12,816 | هـ) عوامل اخرى |
| CHANGE IN RESERVE MONEY | * 55,615 | -26,498 | * 334,004 | 201,425 | 144,006 | 175,868 | 177,021 | التغير في القاعده النقدية |
| A) CHANGE IN CURRENCY WITH THE PUBLIC | -10,869 | -33,478 | -508 | 192,778 | 134,809 | 59,114 | 153,976 | (١) التغير في النقد لدى الجمهور |
| 1. BANKNOTES | -10,946 | -33,534 | -739 | 192,344 | 134,300 | 58,567 | 153,762 | ١. اوراق نقديه |
| 2. COINS | 77 | 56 | 231 | 434 | 509 | 547 | 214 | ٢. النقد المعدني |
| B) DEPOSITS WITH C.B.J. AND CASH | 66,484 | 6,980 | 334,512 | 8,647 | 9,197 | 116,754 | 23,045 | ب) ودايع لدى البنك المركزي والنقد في الصندوق |
| 1. LICENCED BANKS | 61,065 | 5,172 | 329,520 | 8,767 | 9,267 | 112,916 | 23,088 | ١. البنوك المرخصة |
| 2. SPECIALIZED CREDIT INSTS. | -508 | -68 | -134 | 468 | 260 | -453 | 21 | ٢. مؤسسات الاقراض المتخصصة |
| 3. FINANCIAL INSTITUTIONS | 690 | 1,892 | -3,264 | 628 | 327 | 1 | -688 | ٣. المؤسسات الماليه |
| 4. PUBLIC ENTITIES (SIGHT) | 5,237 | -16 | 8,390 | -1,216 | -657 | 4,290 | 624 | ٤. المؤسسات العامة (تحت الطلب) |

* : PRELIMINARY.

* : أوليه .

(١٤) العوامل المؤثرة في النقد لدى الجمهور

(14) Factors Affecting Currency with the Public

التغير بالآلاف الدينار

Change in thousands of JDs

| SECTORS | ١٩٩١ SEP. | | كانون ٢٠١٩٩١ JAN. - SEP. | | 1990 | 1989 | 1988 | التغطيات |
|--|--------------|---------|-----------------------------|---------|----------|----------|----------|--|
| | 1991 | 1990 | 1991 | 1990 | | | | |
| PUBLIC SECTOR ===== | -13,645 | -19,789 | -313,421 | 16,535 | 25,638 | 4,962 | 312,260 | القطاع العام ===== |
| 1- CENTRAL GOVT. ACCOUNT | -11,559 | -27,839 | -270,284 | 24,531 | 19,521 | 17,840 | 285,687 | ١- حساب الحكومة المركزية |
| 2- GOVT. AND PUBLIC ENTITIES | | | | | | | | ٢- سندات الحكومة و المؤسسات العامة |
| BONDS | 3,081 | 4,245 | -34,518 | -12,425 | 607 | -3,836 | 26,805 | العامة |
| 3- PUBLIC ENTITIES DEPOSITS | | | | | | | | ٣- وداخ المؤسسات العامة |
| (INCREASE -) | -5,167 | 3,805 | -8,619 | 4,429 | 5,510 | -9,042 | -232 | (الزيادة -) |
| PRIVATE SECTOR ===== | -73,291 | 4,371 | -351,478 | 211,216 | 220,954 | -9,686 | -14,396 | القطاع الخاص ===== |
| 1- LOANS AND ADVANCES BY THE C.B.J. TO: | -12,044 | 11,367 | -25,356 | 221,079 | 230,808 | 102,778 | 8,025 | ١- القروض والسلف المقدمة من البنك المركزي الى: |
| A) LICENCED BANKS * | -11,905 | 10,280 | -21,568 | 251,182 | 262,597 | 104,515 | 4,363 | ١ - البنوك المرخصة * |
| B) SPECIALIZED CREDIT INSTS. | -50 | 35 | -4,051 | -1,083 | -2,074 | -3,588 | 3,175 | ب - مؤسسات الاقراض المتخصصة |
| C) FINANCIAL INSTITUTIONS | -117 | 1,020 | 112 | -28,870 | -29,728 | 4,359 | -612 | ج - المؤسسات المالية |
| D) OTHER | 28 | 32 | 151 | -150 | 13 | -2,508 | 1,099 | د - اخرى |
| 2- DEPOSITS WITH THE C.B.J. AND CASH (INCREASE -) | -61,247 | -6,996 | -326,122 | -9,863 | -9,854 | -112,464 | -22,421 | ٢- وداخ لدى البنك المركزي ونقد في الصندوق (الزيادة -) |
| A) LICENCED BANKS * | -61,065 | -5,172 | -329,520 | -8,767 | -9,267 | -112,916 | -23,088 | ١ - البنوك المرخصة * |
| B) SPECIALIZED CREDIT INSTS. | ** 508 | 68 | ** 134 | -468 | -260 | 453 | -21 | ب - مؤسسات الاقراض المتخصصة |
| C) FINANCIAL INSTITUTIONS | -690 | -1,892 | 3,264 | -628 | -327 | -1 | 688 | ج - المؤسسات المالية |
| FOREIGN SECTOR ===== | 69,824 | -4,949 | 567,313 | -52,865 | 35,939 | 115,734 | -131,072 | القطاع الاجنبي ===== |
| 1- FOREIGN EXCHANGE ASSETS | 55,495 | -21,241 | 602,472 | -46,334 | 40,695 | 111,792 | -96,039 | ١- الموجودات بالعملات الاجنبية |
| 2- FOREIGN EXCHANGE LIABILITIES (INCREASE -) | 14,329 | 16,292 | -35,159 | -6,531 | -4,756 | 3,942 | -35,033 | ٢- المطلوبيات بالعملات الاجنبية (الزيادة -) |
| OTHER ITEMS ===== | 6,243 | -13,111 | 97,078 | 17,892 | -147,722 | -51,896 | -12,816 | عوامل اخرى ===== |
| CHANGE IN CURRENCY WITH THE PUBLIC | -10,869 | -33,478 | -508 | 192,778 | 134,809 | 59,114 | 153,976 | التغير في النقد لدى الجمهور |

* : INCLUDE COMMERCIAL BANKS , INVESTMENT BANKS
AND HOUSING BANK .
** : PRELIMINARY .

* : تشمل البنوك التجارية وبنوك
الاستثمار
وبنك الاسكان .
** : اولية .

(15) توزيع التسهيلات الائتمانية للبنوك المرخصة حسب القطاعات

(15) Sectorial Distribution of Outstanding Licenced Banks Credit

Thousand JD

الف دينار

| اخرى | اصحاب المهن و الافراد PROFESS- IONAL & PRIVATE INDIVI- DUALS | مؤسسات مالية FINANCIAL INSTITU- TIONS | سياحة وفنادق ومطاعم TOURISM HOTELS AND RESTAUR- ANTS | خدمات النقل TRANSPOR- TATION | انشاءات CONSTRUC- TION | تجارة عامة GENERAL COMMERCE AND TRADE | صناعة INDUSTRY | تصدين MINING | زراعة AGRIC- ULTURE | بلديات ومؤسسات عامية MUNICIPA- LITIES AND PUBLIC CO- RPORATIONS | المجموع TOTAL | نهاية الفترة END OF PERIOD |
|---------|---|---|---|---------------------------------------|------------------------------|--|-------------------|-----------------|---------------------------|---|------------------|-------------------------------|
| 20,273 | 38,717 | 8,699 | 11,843 | 14,479 | 180,758 | 166,956 | 68,718 | 4,357 | 17,205 | 31,851 | 563,856 | 1980 |
| 31,471 | 60,834 | 9,359 | 15,890 | 23,286 | 201,036 | 225,791 | 82,437 | 6,827 | 19,386 | 45,000 | 721,317 | 1981 |
| 41,174 | 69,596 | 19,602 | 20,485 | 32,887 | 216,753 | 284,944 | 98,532 | 14,069 | 24,630 | 64,499 | 887,171 | 1982 |
| 42,998 | 108,096 | 25,637 | 25,683 | 50,483 | 271,345 | 276,650 | 118,428 | 20,542 | 25,626 | 65,434 | 1030,922 | 1983 |
| 50,913 | 121,459 | 29,592 | 23,716 | 58,482 | 324,055 | 296,097 | 142,372 | 27,416 | 25,659 | 85,064 | 1184,825 | 1984 |
| 53,221 | 127,563 | 26,933 | 29,825 | 64,029 | 331,569 | 308,555 | 157,165 | 32,070 | 26,298 | 117,188 | 1274,416 | 1985 |
| 53,454 | 137,255 | 29,209 | 37,530 | 49,364 | 353,678 | 338,744 | 176,743 | 44,281 | 32,671 | 142,483 | 1395,412 | 1986 |
| 64,482 | 159,312 | 31,454 | 32,522 | 38,799 | 358,247 | 363,723 | 175,312 | 45,355 | 40,024 | 203,803 | 1513,033 | 1987 |
| 61,376 | 203,043 | 29,282 | 27,036 | 51,996 | 374,476 | 402,480 | 188,158 | 33,282 | 47,156 | 215,727 | 1634,012 | 1988 |
| 75,725 | 253,791 | 32,619 | 30,807 | 42,878 | 399,136 | 391,511 | 219,705 | 19,252 | 47,398 | 217,661 | 1730,483 | 1989 |
| 110,851 | 288,492 | 45,845 | 33,263 | 45,490 | 422,684 | 407,765 | 224,611 | 12,282 | 53,711 | 218,801 | 1863,795 | 1990 |
| 71,403 | 235,772 | 31,130 | 26,331 | 40,103 | 402,196 | 378,642 | 224,021 | 16,510 | 49,493 | 206,692 | 1682,293 | 1989 ايلول |
| 70,972 | 230,996 | 31,805 | 24,856 | 41,785 | 416,263 | 387,928 | 218,494 | 18,496 | 51,845 | 221,963 | 1715,403 | OCT. تشرين اول |
| 71,541 | 258,051 | 22,714 | 29,733 | 43,422 | 401,946 | 389,208 | 217,954 | 14,656 | 47,739 | 221,528 | 1718,492 | NOV. تشرين ثاني |
| 75,725 | 253,791 | 32,619 | 30,807 | 42,878 | 399,136 | 391,511 | 219,705 | 19,252 | 47,398 | 217,661 | 1730,483 | DEC. كانون اول |
| 84,699 | 245,458 | 33,476 | 30,295 | 43,400 | 401,320 | 397,471 | 222,026 | 20,313 | 49,088 | 225,230 | 1752,776 | 1990 كانون ثاني |
| 87,325 | 246,076 | 33,857 | 33,124 | 43,648 | 405,581 | 396,167 | 227,528 | 23,147 | 46,757 | 227,231 | 1770,441 | FEB. شباط |
| 80,349 | 246,715 | 29,727 | 32,184 | 46,155 | 412,117 | 402,357 | 213,143 | 23,456 | 47,611 | 228,865 | 1762,679 | MAR. آذار |
| 71,027 | 253,176 | 28,743 | 36,365 | 46,090 | 414,062 | 403,053 | 224,929 | 18,614 | 48,694 | 230,763 | 1775,516 | APR. نيسان |
| 82,198 | 251,558 | 36,094 | 37,548 | 47,104 | 415,116 | 401,134 | 237,859 | 17,277 | 49,143 | 223,930 | 1798,961 | MAY ايار |
| 92,094 | 254,349 | 35,563 | 37,612 | 45,708 | 413,074 | 412,444 | 234,956 | 15,027 | 48,390 | 221,277 | 1810,494 | JUNE حزيران |
| 90,955 | 251,436 | 35,366 | 37,488 | 44,657 | 410,700 | 415,788 | 222,362 | 12,832 | 48,773 | 219,466 | 1789,823 | JULY تموز |
| 93,230 | 260,428 | 47,560 | 36,847 | 44,700 | 422,640 | 416,280 | 240,581 | 19,089 | 48,374 | 214,514 | 1844,243 | AUG. آب |
| 98,137 | 275,263 | 46,678 | 32,945 | 47,516 | 421,149 | 403,490 | 238,463 | 14,397 | 49,744 | 213,764 | 1841,546 | SEP. ايلول |
| 97,845 | 277,463 | 46,712 | 32,951 | 47,700 | 423,842 | 410,669 | 236,172 | 12,524 | 50,763 | 210,791 | 1847,432 | OCT. تشرين اول |
| 104,149 | 288,674 | 48,459 | 34,549 | 46,291 | 417,263 | 403,530 | 239,502 | 17,328 | 53,142 | 210,569 | 1863,456 | NOV. تشرين ثاني |
| 110,851 | 288,492 | 45,845 | 33,263 | 45,490 | 422,684 | 407,765 | 224,611 | 12,282 | 53,711 | 218,801 | 1863,795 | DEC. كانون اول |
| 108,859 | 291,785 | 47,956 | 32,778 | 45,298 | 425,911 | 398,524 | 231,830 | 9,799 | 54,127 | 219,779 | 1866,646 | 1991 كانون ثاني |
| 108,344 | 288,537 | 47,857 | 31,212 | 46,444 | 424,913 | 395,239 | 233,915 | 15,042 | 52,640 | 221,400 | 1865,543 | FEB. شباط |
| 109,320 | 292,108 | 45,430 | 32,240 | 42,913 | 420,630 | 397,242 | 229,961 | 18,036 | 49,613 | 219,651 | 1857,144 | MAR. آذار |
| 114,506 | 290,271 | 42,979 | 30,251 | 67,727 | 418,547 | 395,224 | 240,463 | 19,716 | 49,227 | 195,296 | 1864,207 | APR. نيسان |
| 112,857 | 294,019 | 43,434 | 30,793 | 73,838 | 418,945 | 401,684 | 244,943 | 25,019 | 47,970 | 196,237 | 1889,739 | MAY ايار |
| 127,244 | 299,637 | 43,268 | 31,990 | 66,904 | 413,471 | 391,966 | 247,250 | 25,412 | 50,137 | 201,315 | 1898,594 | JUNE حزيران |
| 121,919 | 305,830 | 43,048 | 30,948 | 63,328 | 423,012 | 411,827 | 235,962 | 20,975 | 49,458 | 211,895 | 1918,202 | JULY تموز |
| 104,155 | 308,696 | 40,223 | 30,070 | 63,422 | 408,108 | 429,161 | 226,621 | 19,207 | 48,432 | 223,160 | 1901,255 | AUG. آب |
| 105,781 | 312,853 | 37,554 | 30,307 | 66,962 | 417,683 | 429,315 | 249,434 | 22,376 | 45,491 | 219,980 | 1937,736 | SEP. ايلول |

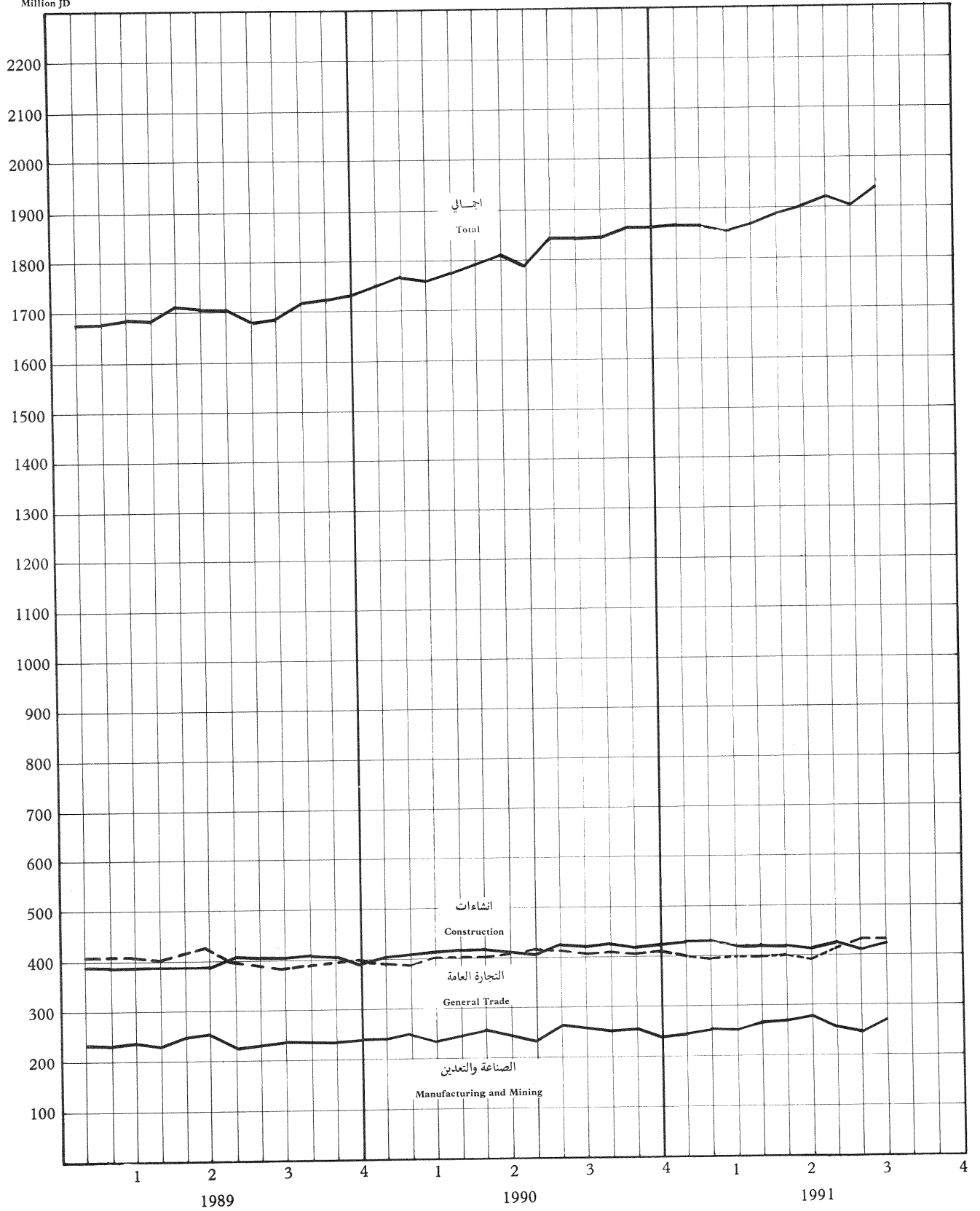
* EXCLUDING CORPORATE BONDS.

* لا يشمل استناد القرض.

(٣) التسهيلات الائتمانية للبنوك المرخصة

(3) Outstanding Licenced Banks Credit

مليون دينار
Million JD



★
(١٦) إجمالي التسهيلات الائتمانية حسب الجهة المقرضة

★
(16) Total Credit by Credit Institutions

| Thousand JD | | | | | | | | | | الف دينار |
|--|--|---|--|--|--|-----------------------------|---|---|------------------|-------------------------------|
| مؤسسات مالية أخرى OTHER FINANCIAL CORPORATIONS | مؤسسات الإسكان HOUSING CORPORATIONS | المنظمة التعاونية JORDAN CO-OPERATIVE ORGANIZATION | مؤسسة الإسكان الزراعي AGRICULTURAL CREDIT CORPORATION | بنك تنمية المدن والقرى CITIES AND VILLAGES BANK | بنك التنمية الصناعي INDUSTRIAL DEVELOPMENT BANK | بنك الإسكان HOUSING BANK | بنك تجارية وبنوك استثمار COMMERCIAL & INVESTMENT BANKS | البنك المركزي الأردني CENTRAL BANK OF JORDAN | المجموع TOTAL | نهاية الفترة END OF PERIOD |
| 5,705 | 5,049 | 9,300 | 14,049 | 13,410 | 18,136 | 93,136 | 464,510 | 1,947 | 625,242 | 1980 |
| 18,453 | 4,749 | 10,644 | 17,280 | 15,349 | 23,450 | 103,567 | 604,607 | 3,998 | 802,097 | 1981 |
| 30,281 | 6,004 | 18,837 | 20,217 | 23,361 | 30,827 | 123,022 | 758,052 | 2,806 | 1013,407 | 1982 |
| 71,136 | 8,480 | 21,822 | 22,000 | 31,621 | 35,938 | 150,194 | 874,657 | 3,162 | 1219,010 | 1983 |
| 89,170 | 9,648 | 21,955 | 22,480 | 36,073 | 37,812 | 184,112 | 958,293 | 3,336 | 1362,879 | 1984 |
| 102,416 | 11,692 | 22,942 | 25,879 | 39,587 | 38,293 | 213,637 | 1,020,717 | 3,712 | 1478,875 | 1985 |
| 120,203 | 20,142 | 11,290 | 28,047 | 45,260 | 39,260 | 231,881 | 1,118,099 | 4,691 | 1618,873 | 1986 |
| 127,475 | 59,530 | 11,580 | 30,349 | 49,508 | 40,278 | 242,569 | 1,216,962 | 4,748 | 1782,999 | 1987 |
| 138,946 | 74,310 | 11,598 | 32,401 | 52,436 | 42,226 | 255,091 | 1,307,974 | 5,847 | 1920,829 | 1988 |
| 138,919 | 69,110 | 10,512 | 33,838 | 50,630 | 46,377 | 278,201 | 1,381,726 | 3,339 | 2012,652 | 1989 |
| 48,508 | 64,838 | 9,792 | 36,637 | 48,915 | 49,576 | 289,927 | 1,487,319 | 3,352 | 2038,864 | 1990 |
| 152,820 | 69,107 | 11,113 | 33,947 | 51,923 | 44,939 | 270,222 | 1,360,702 | 7,954 | 2002,727 | JULY 1989 تموز |
| 153,506 | 68,240 | 11,072 | 34,136 | 52,149 | 44,578 | 244,516 | 1,350,333 | 6,793 | 1965,323 | AUG. آب |
| 160,004 | 67,741 | 11,022 | 34,174 | 52,425 | 45,458 | 258,061 | 1,354,582 | 5,598 | 1989,065 | SEP. أيلول |
| 142,147 | 67,279 | 10,951 | 34,218 | 53,030 | 45,782 | 276,150 | 1,368,204 | 3,799 | 2001,560 | OCT. تشرين أول |
| 140,549 | 66,859 | 10,855 | 34,218 | 51,114 | 46,102 | 277,559 | 1,381,226 | 3,593 | 2012,075 | NOV. تشرين ثاني |
| 138,919 | 69,110 | 10,512 | 33,838 | 50,630 | 46,377 | 278,201 | 1,381,726 | 3,339 | 2012,652 | DEC. كانون أول |
| 110,289 | 68,891 | 10,667 | 34,154 | 51,092 | 46,499 | 280,692 | 1,401,311 | 3,198 | 2006,793 | JAN. 1990 كانون ثاني |
| 113,930 | 68,595 | 10,576 | 34,386 | 50,516 | 46,519 | 279,521 | 1,419,717 | 3,194 | 2026,954 | FEB. شباط |
| 117,412 | 67,985 | 10,449 | 34,644 | 50,695 | 47,130 | 282,899 | 1,412,794 | 3,186 | 2027,194 | MAR. آذار |
| 121,810 | 67,101 | 10,392 | 34,814 | 51,401 | 46,988 | 282,739 | 1,426,275 | 3,166 | 2044,686 | APR. نيسان |
| 124,346 | 66,727 | 10,265 | 34,961 | 49,851 | 46,808 | 281,904 | 1,441,855 | 3,155 | 2059,872 | MAY أيار |
| 128,181 | 65,949 | 10,206 | 34,583 | 49,932 | 47,131 | 284,466 | 1,453,061 | 3,142 | 2076,651 | JUNE حزيران |
| 128,630 | 65,577 | 10,079 | 34,901 | 49,910 | 46,671 | 277,547 | 1,438,044 | 3,135 | 2054,494 | JULY تموز |
| 67,528 | 65,084 | 10,020 | 35,236 | 50,073 | 47,675 | 279,705 | 1,477,365 | 3,157 | 2035,843 | AUG. آب |
| 67,398 | 63,803 | 9,948 | 36,577 | 50,000 | 48,031 | 280,535 | 1,473,859 | 3,190 | 2033,341 | SEP. أيلول |
| 66,382 | 63,100 | 9,907 | 36,780 | 49,264 | 48,059 | 279,772 | 1,482,732 | 3,236 | 2039,232 | OCT. تشرين أول |
| 48,634 | 62,540 | 9,865 | 36,996 | 49,085 | 48,273 | 279,545 | 1,495,279 | 3,299 | 2033,516 | NOV. تشرين ثاني |
| 48,508 | 64,838 | 9,792 | 36,637 | 48,915 | 49,576 | 289,927 | 1,487,319 | 3,352 | 2038,864 | DEC. كانون أول |
| 48,743 | 64,793 | 9,752 | 36,999 | 49,188 | 50,138 | 289,008 | 1,487,442 | 3,382 | 2039,445 | JAN. 1991 كانون ثاني |
| 48,746 | 64,085 | 9,714 | 37,252 | 48,530 | 50,687 | 291,330 | 1,483,940 | 3,362 | 2037,646 | FEB. شباط |
| 48,102 | 63,610 | 9,689 | 37,482 | 48,615 | 50,861 | 289,391 | 1,479,384 | 3,373 | 2030,507 | MAR. آذار |
| 47,272 | 63,267 | 9,655 | 37,604 | 48,182 | 50,947 | 285,762 | 1,492,206 | 3,387 | 2038,282 | APR. نيسان |
| 47,722 | 62,775 | 9,617 | 37,650 | 48,223 | 50,963 | 285,848 | 1,520,069 | 3,407 | 2066,274 | MAY أيار |
| 47,785 | 62,453 | 9,741 | 38,406 | 47,443 | 52,353 | 291,195 | 1,523,471 | 3,426 | 2076,273 | JUNE حزيران |
| 30,032 | 62,281 | 10,108 | 38,567 | 47,480 | 53,012 | 294,228 | 1,540,366 | 3,439 | 2079,513 | JULY تموز |

* ملاحظة :
(1) INCLUDING CORPORATE BONDS.
(2) EXCLUDING EXTENDED LOANS TO THE GOVT. AND FINANCIAL SYSTEM.

(١) يشمل أستاذ القرض .
(٢) لا يشمل القروض الممنوحة للحكومة والجهات المالي .

(١٧) حركة قروض مؤسسات الاقراض المتخصصة

(17) Loans Movement of Specialized Credit Institutions

الف دينار

Thousand JD

| مؤسسة الإسكان HOUSING CORPORATION | | المنظمة التعاونية الاردنية JORDAN CO-OPERATIVE ORGANIZATION | | مؤسسة الاقراض الزراعي AGRICULTURAL CREDIT CORP. | | بنك تنمية المدن والقرى CITIES & VILLAGES DEVELOPMENT BANK | | بنك التنمية الصناعي INDUSTRIAL DEVELOPMENT BANK | | بنك الإسكان HOUSING BANK | | الفترة PERIOD |
|--------------------------------------|-----------------------|---|-----------------------|---|-----------------------|---|-----------------------|---|-----------------------|-----------------------------|-----------------------|------------------|
| مسدد REPAYMENT | مسحوب DISBURSEMENT | مسدد REPAYMENT | مسحوب DISBURSEMENT | مسدد REPAYMENT | مسحوب DISBURSEMENT | مسدد REPAYMENT | مسحوب DISBURSEMENT | مسدد REPAYMENT | مسحوب DISBURSEMENT | مسدد REPAYMENT | مسحوب DISBURSEMENT | |
| 698 | 13 | 2,768 | 6,260 | 2,829 | 4,147 | 1,310 | 2,722 | 2,572 | 5,067 | 20,686 | 42,311 | 1980 |
| 628 | 104 | 4,100 | 7,814 | 3,401 | 6,632 | 1,833 | 3,843 | 5,502 | 8,910 | 37,375 | 58,227 | 1981 |
| 994 | 2,249 | 3,662 | 11,410 | 3,528 | 6,466 | 3,673 | 11,595 | 4,584 | 11,095 | 48,336 | 80,223 | 1982 |
| 2,267 | 4,744 | 3,443 | 6,428 | 4,028 | 5,811 | 5,873 | 14,134 | 4,788 | 9,674 | 27,594 | 69,701 | 1983 |
| 1,277 | 2,447 | 3,234 | 4,199 | 4,564 | 5,042 | 6,366 | 10,818 | 7,200 | 6,723 | 31,418 | 79,966 | 1984 |
| 1,691 | 3,303 | 2,598 | 3,363 | 4,827 | 8,226 | 5,750 | 9,245 | 7,377 | 6,899 | 68,501 | 98,891 | 1985 |
| 3,392 | 11,355 | 1,300 | 961 | 4,075 | 6,243 | 6,180 | 9,822 | 8,666 | 8,678 | 51,412 | 70,573 | 1986 |
| 6,903 | 44,539 | 1,549 | 1,805 | 3,537 | 5,867 | 3,319 | 6,908 | 7,087 | 7,848 | 41,517 | 77,035 | 1987 |
| 31,719 | 46,498 | 1,252 | 1,083 | 2,982 | 5,020 | 2,478 | 5,947 | 6,990 | 8,242 | 67,166 | 67,580 | 1988 |
| 16,015 | 5,100 | 1,106 | 22 | 4,040 | 5,527 | 7,345 | 5,788 | 9,286 | 13,870 | 93,405 | 105,527 | 1989 |
| 12,161 | 2,119 | 997 | 0 | 5,862 | 8,435 | 7,638 | 5,257 | 11,778 | 15,354 | 57,367 | 66,064 | 1990 |
| 1,176 | 651 | 44 | 0 | 311 | 758 | 382 | 398 | 1,702 | 1,158 | | | 1989 |
| 1,397 | 543 | 41 | 0 | 319 | 508 | 325 | 527 | 895 | 553 | | | JULY تموز |
| 870 | 371 | 51 | 0 | 337 | 376 | 321 | 588 | 797 | 1,779 | 11,218 | 9,562 | AUG. آب |
| 767 | 303 | 71 | 0 | 390 | 439 | 137 | 703 | 792 | 1,240 | | | SEP. أيلول |
| 1,027 | 608 | 96 | 0 | 418 | 422 | 2,322 | 413 | 574 | 840 | | | OCT. تشرين اول |
| 3,861 | 385 | 109 | 0 | 820 | 437 | 649 | 198 | 969 | 850 | 16,148 | 37,248 | NOV. تشرين ثاني |
| 525 | 306 | 69 | 0 | 200 | 515 | 2 | 449 | 939 | 837 | | | DEC. كانون اول |
| 677 | 381 | 90 | 0 | 223 | 455 | 690 | 196 | 689 | 614 | | | JAN. كانون ثاني |
| 911 | 301 | 139 | 0 | 564 | 589 | 159 | 307 | 1,032 | 1,582 | 14,459 | 17,204 | FEB. شباط |
| 1,028 | 144 | 63 | 0 | 818 | 963 | 192 | 927 | 830 | 862 | | | MAR. آذار |
| 510 | 194 | 128 | 0 | 521 | 701 | 2,210 | 448 | 1,529 | 1,317 | | | APR. نيسان |
| 955 | 177 | 46 | 0 | 1,059 | 681 | 378 | 417 | 889 | 1,447 | 13,268 | 12,753 | MAY ايار |
| 504 | 132 | 127 | 0 | 325 | 642 | 389 | 367 | 548 | 507 | | | JUNE حزيران |
| 603 | 110 | 56 | 0 | 329 | 664 | 330 | 416 | 1,223 | 2,247 | | | JULY تموز |
| 1,425 | 144 | 71 | 0 | 274 | 1,616 | 370 | 338 | 1,266 | 1,451 | 14,600 | 11,477 | AUG. آب |
| 803 | 100 | 56 | 0 | 356 | 559 | 2,114 | 616 | 1,127 | 1,038 | | | SEP. أيلول |
| 638 | 78 | 52 | 0 | 236 | 452 | 361 | 331 | 927 | 1,292 | | | OCT. تشرين اول |
| 3,582 | 52 | 100 | 0 | 957 | 598 | 443 | 445 | 779 | 2,160 | 15,040 | 24,630 | NOV. تشرين ثاني |
| 497 | 198 | 34 | 0 | 155 | 1,513 | 0 | 544 | 623 | 1,165 | | | DEC. كانون اول |
| 435 | 50 | 49 | 0 | 88 | 341 | 840 | 243 | 822 | 1,218 | | | JAN. كانون ثاني |
| 558 | 83 | 39 | 0 | 255 | 486 | 162 | 227 | 1,175 | 1,434 | 12,504 | 14,563 | FEB. شباط |
| 453 | 109 | 62 | 0 | 279 | 400 | 2,161 | 969 | 897 | 787 | | | MAR. آذار |
| 682 | 176 | 42 | 0 | 480 | 527 | 159 | 258 | 1,063 | 1,250 | | | APR. نيسان |
| 568 | 163 | 56 | 0 | 708 | 1,463 | 394 | 234 | 915 | 2,247 | 16,357 | 15,022 | MAY ايار |
| | | | | | | | | | | | | JUNE حزيران |

SOURCE : SPECIALIZED CREDIT INSTITUTIONS.
NOTE : REPAYMENT MEANS PRINCIPAL EXCEPT FOR HOUSING CORPORATION WHERE INTEREST IS INCLUDED.

المصدر : مؤسسات الاقراض المتخصصة .
ملاحظة : المسدد عبارة عن الاقساط باستثناء مؤسسة الإسكان حيث الفوائد متضمنة .

(١٨) هيكل اسعار الفائدة على القروض

(18) Term Structure of Lending Rates

| Percent Per annum | | النسبة المئوية السنوية | | | | | | |
|---|----------------|------------------------|----------------------|---------------|--------------|-------------|---------------------|--|
| DATE OF CHANGE | 1991 | 1990 | 1989 | | | | تاريخ اجراء التغيير | |
| | حزيران JUNE | شباط FEB. | كانون اول DEC. | ايلول SEP. | تموز JULY | آيار MAY | | شباط FEB. |
| TYPE OF LOAN | | | | | | | | نوع القرض |
| CENTRAL BANK OF JORDAN | | | | | | | | البنك المركزي الاردني |
| RE-DISCOUNT RATE | 8.5 | 8.5 | 8.5 | 8.5 | 8.0 | 8.0 | 8.0 | سعر اعادة الخصم |
| ADVANCES TO SPECIALIZED CREDIT INSTITUTIONS | 4-8.25 | 4-8.25 | 4-8.25 | 4-8.25 | 3-5 | 3-5 | 3-5 | سلف الى مؤسسات القراض المتخصصة |
| ADVANCES TO COMMERCIAL BANKS | 8.50 | 8.50 | 8.50 | 8.50 | 8.00 | 7-8 | 7-8 | سلف الى البنوك التجارية |
| ADVANCES TO OTHER FINANCIAL CORPS. | 8.5-9.5 | 8.5-9.5 | 8.5-9.5 | 8.5-9.5 | 8-9 | 8-9 | 8-9 | سلف الى المؤسسات المالية الاخرى |
| GOVERNMENT AND PUBLIC CORPORATION | | | | | | | | الدين الداخلي واقتراض المؤسسات العامة |
| DEBT | | | | | | | | سندات التنمية |
| DEVELOPMENT BONDS FOR | | | | | | | | |
| A) BANKS AND PUBLIC CORPS. | 9.0* | 9.0* | 9.0* | 9.0* | 9.0* | 9.0* | 8.5 | 1) (ا) للمؤسسات العامة والبنوك |
| B) INDIVIDUAL AND SAVING FUNDS | 9.0 | 9.0 | 9.0 | 9.0 | 9.0 | 9.0 | 8.5 | 2) (ب) للجمهور وصناديق الادخار |
| PUBLIC CORPS. BONDS | 9.0 | 9.0 | 9.0 | 7.5 | 7.5 | 7.5 | 7.5 | سندات المؤسسات العامة |
| TREASURY BILLS | 6.0 | 6.25 | 6.0 | 6.0 | 6.0 | 6.0 | 7.0 | اذونات الخزينة |
| COMMERCIAL BANKS | | | | | | | | البنوك التجارية |
| CREDIT TO RESIDENTS | - | - | 10.0 | 10.0 | 10.0 | 10.0 | 10.0 | سلف وقروض الى المقيمين |
| CREDIT TO NON-RESIDENTS | - | - | 13.0 | 13.0 | 13.0 | 13.0 | 13.0 | سلف وقروض الى غير المقيمين |
| SPECIALIZED CREDIT INSTITUTIONS | | | | | | | | مؤسسات القراض المتخصصة |
| A) INDUSTRIAL DEVELOPMENT BANK | | | | | | | | 1) (ا) بنك التنمية الصناعي |
| - ADVANCES TO RURAL PROJECTS | 6.0 | 6.0 | 6.0 | 6.0 | 6.0 | 6.0 | 6.0 | - قروض المناطق النائية |
| - ADVANCES TO COMPANIES & OTHER PROJECTS | 9.0 | 9.0 | 9.0 | 9.0 | 9.0 | 9.0 | 9.0 | - قروض الشركات والمشاريع الاخرى |
| B) CO-OPERATIVE ORGANIZATION | 5-7 | 5-7 | 5-7 | 5-7 | 5-7 | 5-7 | 5-7 | 2) (ب) المنظمة التعاونية |
| C) AGRICULTURAL CREDIT CORPORATION | 6-8.5 | 6-8.5 | 6-8.5 | 6-8.5 | 6-8.5 | 6-8.5 | 6-8.5 | 3) (ج) مؤسسة القراض الزراعي |
| D) CITIES AND VILLAGES DEVELOPMENT BANK: | | | | | | | | 4) (د) بنك تنمية المدن والقرى |
| - MUNICIPAL. PROJECTS | 7.5-8.5 | 7.5-8.5 | 7.5-8.5 | 7.5-8.5 | 7.5-8.5 | 7.5-8.5 | 7.5-8.5 | - مشاريع البلديات |
| - VILLAGES PROJECTS | 6.0 | 6.0 | 6.0 | 6.0 | 6.0 | 6.0 | 6.0 | - مشاريع القرى |
| E) HOUSING CORPORATION | 5.0 | 5.0 | 5.0 | 5.0 | 5.0 | 5.0 | 5.0 | 5) (هـ) مؤسسة الاسكان |
| F) HOUSING BANK | | | | | | | | 6) (و) بنك الاسكان |
| - INDIVIDUAL AND CO-OPERATIVES LOANS | 8-8.5 | 8-8.5 | 8-8.5 | 8-8.5 | 8-8.5 | 8.5 | 8.5 | - القروض الفردية وقروض الجمعيات |
| - COMMERCIAL LOANS | - | - | 9-10 | 9-10 | 9-10 | 10.0 | 10.0 | - القروض التجارية |
| OTHER FINANCIAL CORPORATIONS | | | | | | | | المؤسسات المالية الاخرى |
| CREDIT TO RESIDENTS | - | - | 10.0 | 10.0 | 10.0 | 10.0 | 10.0 | سلف وقروض الى المقيمين |
| CREDIT TO NON-RESIDENTS | - | - | 13.0 | 13.0 | 13.0 | 13.0 | 13.0 | سلف وقروض الى غير المقيمين |

* : INCLUDING PAID ISSUE PREMIUM OF 10%.

** : FLOATING SINCE 1/2/1990.

* : تتضمن علاوة اصدار مدفوعة بنسبة 10%.

** : معومة اعتبارا من 1/2/1990.

(١٩) ودائع البنوك المرخصة لدى البنك المركزي

(19) Licenced Banks Deposits with C.B.J

Thousand JD

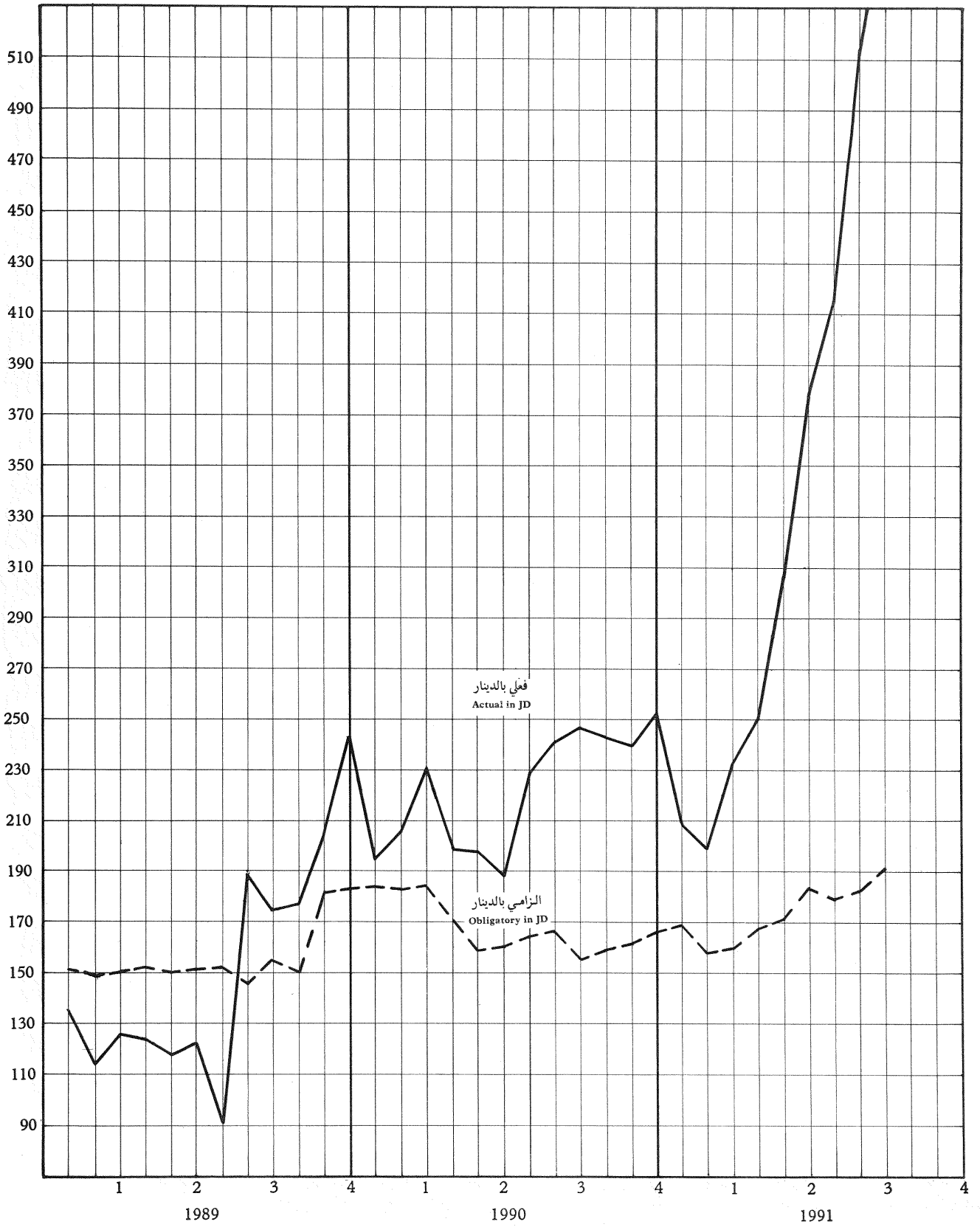
الف دينار

| تحت الطلب DEMAND | | خاصة لأشعار SUBJECT TO NOTICE | | اجمالي الودائع TOTAL DEPOSITS | | نهاية الفترة END OF PERIOD | |
|----------------------|----------------|----------------------------------|----------------|----------------------------------|----------------|-------------------------------|-----------------|
| الزامي OBLIGATORY | فعلي ACTUAL | الزامي OBLIGATORY | فعلي ACTUAL | الزامي OBLIGATORY | فعلي ACTUAL | | |
| 75,551 | 89,164 | 0 | 15,700 | 75,551 | 104,864 | | 1980 |
| 71,605 | 82,356 | 0 | 21,658 | 71,605 | 104,014 | | 1981 |
| 80,780 | 87,719 | 0 | 15,853 | 80,780 | 103,572 | | 1982 |
| 82,005 | 91,076 | 0 | 29,250 | 82,005 | 120,326 | | 1983 |
| 32,845 | 46,562 | 49,268 | 76,038 | 82,113 | 122,600 | | 1984 |
| 36,098 | 65,038 | 51,455 | 83,655 | 87,553 | 148,693 | | 1985 |
| 40,600 | 58,019 | 60,360 | 90,157 | 100,960 | 148,176 | | 1986 |
| 43,100 | 69,114 | 64,300 | 40,455 | 107,400 | 109,569 | | 1987 |
| 58,774 | 53,650 | 87,796 | 77,646 | 146,570 | 131,296 | | 1988 |
| 75,419 | 145,605 | 107,666 | 97,023 | 183,085 | 242,628 | | 1989 |
| 68,353 | 109,041 | 97,777 | 143,136 | 166,130 | 252,177 | | 1990 |
| 62,468 | 89,784 | 92,681 | 84,968 | 155,149 | 174,752 | SEP. | 1989 ايلول |
| 62,152 | 91,404 | 88,003 | 85,495 | 150,155 | 176,899 | OCT. | تشرين اول |
| 74,960 | 105,018 | 107,054 | 98,605 | 182,014 | 203,623 | NOV. | تشرين ثاني |
| 75,419 | 145,605 | 107,666 | 97,023 | 183,085 | 242,628 | DEC. | كانون اول |
| 75,981 | 96,089 | 108,496 | 98,143 | 184,477 | 194,232 | JAN. | 1990 كانون ثاني |
| 75,140 | 106,326 | 107,687 | 98,794 | 182,827 | 205,120 | FEB. | شباط |
| 75,449 | 119,440 | 108,167 | 111,180 | 183,616 | 230,620 | MAR. | آذار |
| 65,754 | 96,010 | 94,112 | 102,931 | 159,866 | 198,941 | APR. | نيسان |
| 65,393 | 92,543 | 93,720 | 105,886 | 159,113 | 198,429 | MAY | ايار |
| 65,756 | 86,852 | 94,219 | 100,831 | 159,975 | 187,683 | JUNE | حزيران |
| 67,530 | 119,362 | 96,643 | 109,074 | 164,173 | 228,436 | JULY | تموز |
| 68,326 | 105,627 | 97,681 | 135,143 | 166,007 | 240,770 | AUG. | آب |
| 64,083 | 106,729 | 92,388 | 140,450 | 156,471 | 247,179 | SEP. | ايلول |
| 65,009 | 97,460 | 93,722 | 146,033 | 158,731 | 243,493 | OCT. | تشرين اول |
| 65,979 | 92,115 | 95,039 | 147,942 | 161,018 | 240,057 | NOV. | تشرين ثاني |
| 68,353 | 109,041 | 97,777 | 143,136 | 166,130 | 252,177 | DEC. | كانون اول |
| 65,260 | 77,238 | 103,640 | 132,007 | 168,900 | 209,245 | JAN. | 1991 كانون ثاني |
| 61,091 | 76,720 | 97,074 | 122,133 | 158,165 | 198,853 | FEB. | شباط |
| 61,678 | 111,353 | 98,731 | 122,048 | 160,409 | 233,401 | MAR. | آذار |
| 64,692 | 117,066 | 103,257 | 132,632 | 167,949 | 249,698 | APR. | نيسان |
| 66,341 | 126,082 | 104,659 | 181,087 | 171,000 | 307,169 | MAY | ايار |
| 71,256 | 148,271 | 112,372 | 230,089 | 183,628 | 378,360 | JUNE | حزيران |
| 69,100 | 146,426 | 109,859 | 268,954 | 178,959 | 415,380 | JULY | تموز |
| 70,274 | 192,540 | 111,598 | 321,210 | 181,872 | 513,750 | AUG. | آب |
| 74,321 | 180,914 | 117,040 | 392,094 | 191,361 | 573,008 | SEP. | ايلول |

(٤) ودائع البنوك المرخصة لدى البنك المركزي

(4) Licenced Banks Deposits with C.B.J

مليون دينار
Million JD



(٢٠) إجمالي الودائع لدى البنوك المرخصة

(20) Total Deposits with Licenced Banks

الف دينار

Thousand 'D

| البلديات MUNICIPALITIES | | | | المؤسسات العامة PUBLIC ENTITIES | | | | القطاع الخاص (مقيم) PRIVATE SECTOR (RESIDENT) | | | | المجموع العام | نهاية الفترة |
|----------------------------|-----------------|------------------------|------------------|------------------------------------|-----------------|------------------------|------------------|--|-----------------|------------------------|------------------|------------------|-----------------|
| لداجل TIME | توفير SAVING | تحت الطلب DEMAND | المجموع TOTAL | لداجل TIME | توفير SAVING | تحت الطلب DEMAND | المجموع TOTAL | لداجل TIME | توفير SAVING | تحت الطلب DEMAND | المجموع TOTAL | GRAND TOTAL | |
| 2,650 | 28 | 3,695 | 6,373 | 21,775 | 277 | 2,616 | 24,668 | 235,506 | 126,212 | 218,854 | 580,572 | 808,478 | ١٩٨٠ |
| 4,040 | 210 | 4,635 | 8,885 | 38,032 | 103 | 3,488 | 41,623 | 281,133 | 153,255 | 272,008 | 706,396 | 977,648 | ١٩٨١ |
| 4,249 | 296 | 3,633 | 8,178 | 22,722 | 174 | 5,117 | 28,013 | 406,390 | 180,642 | 296,354 | 883,386 | 1169,479 | ١٩٨٢ |
| 5,516 | 263 | 6,787 | 12,566 | 28,516 | 512 | 6,860 | 35,888 | 503,303 | 207,094 | 325,030 | 1035,427 | 1397,821 | ١٩٨٣ |
| 5,043 | 61 | 6,005 | 11,109 | 28,082 | 313 | 5,007 | 33,402 | 617,987 | 225,958 | 325,855 | 1169,800 | 1603,087 | ١٩٨٤ |
| 8,119 | 146 | 5,070 | 13,335 | 32,871 | 273 | 10,737 | 43,881 | 752,096 | 229,669 | 292,640 | 1274,405 | 1747,168 | ١٩٨٥ |
| 13,416 | 272 | 4,737 | 18,425 | 34,570 | 467 | 6,084 | 41,121 | 878,565 | 246,516 | 299,915 | 1424,996 | 1946,252 | ١٩٨٦ |
| 2,616 | 426 | 2,871 | 5,913 | 36,919 | 237 | 7,239 | 44,395 | 1077,239 | 274,010 | 312,705 | 1663,954 | 2142,372 | ١٩٨٧ |
| 5,210 | 4 | 4,093 | 9,307 | 51,041 | 228 | 5,179 | 56,448 | 1102,058 | 300,775 | 344,438 | 1747,271 | 2346,147 | ١٩٨٨ |
| 5,943 | 5 | 2,685 | 8,633 | 66,086 | 378 | 9,473 | 75,937 | 1228,712 | 337,369 | 413,224 | 1979,305 | 2625,349 | ١٩٨٩ |
| 10,458 | 6 | 2,662 | 13,126 | 106,486 | 786 | 10,064 | 117,336 | 1244,696 | 310,557 | 401,099 | 1956,352 | 2642,579 | ١٩٩٠ |
| 5,191 | 5 | 2,530 | 7,726 | 42,779 | 578 | 9,508 | 52,865 | 1171,405 | 317,633 | 396,711 | 1885,749 | 2454,911 | ١٩٨٩ أيلول |
| 5,711 | 5 | 2,743 | 8,459 | 63,047 | 444 | 13,186 | 76,677 | 1221,378 | 320,995 | 392,052 | 1934,425 | 2530,443 | تشرين أول |
| 5,516 | 5 | 2,461 | 7,982 | 64,431 | 844 | 10,869 | 76,144 | 1235,077 | 323,961 | 406,814 | 1965,852 | 2563,165 | تشرين ثاني |
| 5,943 | 5 | 2,685 | 8,633 | 66,086 | 378 | 9,473 | 75,937 | 1228,712 | 337,369 | 413,224 | 1979,305 | 2625,349 | كانون أول |
| 8,364 | 5 | 2,349 | 10,718 | 67,485 | 382 | 8,533 | 76,400 | 1240,723 | 335,060 | 418,033 | 1993,816 | 2644,586 | ١٩٩٠ كانون ثاني |
| 8,913 | 6 | 2,319 | 11,238 | 70,186 | 358 | 7,977 | 78,521 | 1255,522 | 337,807 | 424,739 | 2018,068 | 2670,432 | شباط |
| 9,599 | 6 | 2,363 | 11,968 | 80,609 | 799 | 8,041 | 89,449 | 1243,433 | 338,390 | 433,065 | 2014,888 | 2700,826 | آذار |
| 8,721 | 6 | 2,315 | 11,042 | 105,108 | 624 | 9,791 | 115,523 | 1247,995 | 338,279 | 440,436 | 2026,710 | 2719,779 | نيسان |
| 9,404 | 6 | 2,759 | 12,169 | 112,462 | 415 | 9,139 | 122,016 | 1267,849 | 339,282 | 444,358 | 2051,489 | 2741,167 | أيار |
| 9,388 | 6 | 2,966 | 12,360 | 79,649 | 145 | 7,588 | 87,382 | 1294,543 | 351,570 | 459,346 | 2105,459 | 2762,595 | حزيران |
| 9,712 | 8 | 3,209 | 12,929 | 79,894 | 528 | 7,162 | 87,584 | 1342,935 | 345,934 | 469,558 | 2158,427 | 2792,629 | تموز |
| 8,536 | 11 | 2,707 | 11,254 | 82,038 | 531 | 8,042 | 90,611 | 1230,746 | 300,847 | 415,056 | 1946,649 | 2554,065 | آب |
| 10,270 | 18 | 2,648 | 12,936 | 85,653 | 728 | 10,091 | 96,472 | 1217,591 | 300,753 | 422,827 | 1941,171 | 2547,047 | أيلول |
| 10,103 | 10 | 2,337 | 12,450 | 96,700 | 546 | 11,501 | 108,747 | 1222,795 | 302,002 | 419,540 | 1944,337 | 2565,461 | تشرين أول |
| 10,710 | 7 | 2,563 | 13,280 | 97,926 | 653 | 14,772 | 113,351 | 1247,935 | 303,025 | 408,781 | 1959,741 | 2610,480 | تشرين ثاني |
| 10,458 | 6 | 2,662 | 13,126 | 106,486 | 786 | 10,064 | 117,336 | 1244,696 | 310,557 | 401,099 | 1956,352 | 2642,579 | كانون أول |
| 10,700 | 6 | 2,776 | 13,482 | 104,246 | 683 | 8,522 | 113,451 | 1202,417 | 273,967 | 366,920 | 1843,304 | 2520,555 | ١٩٩١ كانون ثاني |
| 11,721 | 6 | 2,309 | 14,036 | 96,483 | 560 | 7,905 | 104,948 | 1241,482 | 276,988 | 377,903 | 1896,373 | 2565,720 | شباط |
| 12,815 | 5 | 2,512 | 15,332 | 93,728 | 687 | 8,720 | 103,135 | 1289,520 | 302,218 | 414,401 | 2006,139 | 2701,325 | آذار |
| 10,243 | 5 | 2,273 | 12,521 | 98,293 | 985 | 11,272 | 110,550 | 1327,684 | 312,040 | 453,565 | 2093,289 | 2821,561 | نيسان |
| 12,142 | 6 | 2,522 | 14,670 | 102,700 | 1,088 | 12,335 | 116,123 | 1363,986 | 324,653 | 487,134 | 2175,773 | 2929,850 | أيار |
| 12,586 | 7 | 2,550 | 15,143 | 93,826 | 924 | 10,103 | 104,853 | 1381,561 | 343,546 | 516,245 | 2241,352 | 3024,363 | حزيران |
| 13,337 | 5 | 2,703 | 16,045 | 86,139 | 1,051 | 8,777 | 95,967 | 1423,589 | 358,119 | 537,287 | 2318,995 | 3111,238 | تموز |
| 12,788 | 7 | 2,994 | 15,789 | 82,431 | 1,677 | 10,110 | 94,218 | 1495,082 | 380,799 | 610,980 | 2486,861 | 3372,768 | آب |
| 13,620 | 6 | 3,286 | 16,912 | 84,484 | 1,264 | 8,119 | 93,867 | 1591,535 | 406,319 | 641,257 | 2639,111 | 3629,504 | أيلول |

(٢٠) اجمالي الودائع لدى البنوك المرخصة (تابع)

(20) Total Deposits with Licenced Banks (Con.)

الف دينار

Thousand JD

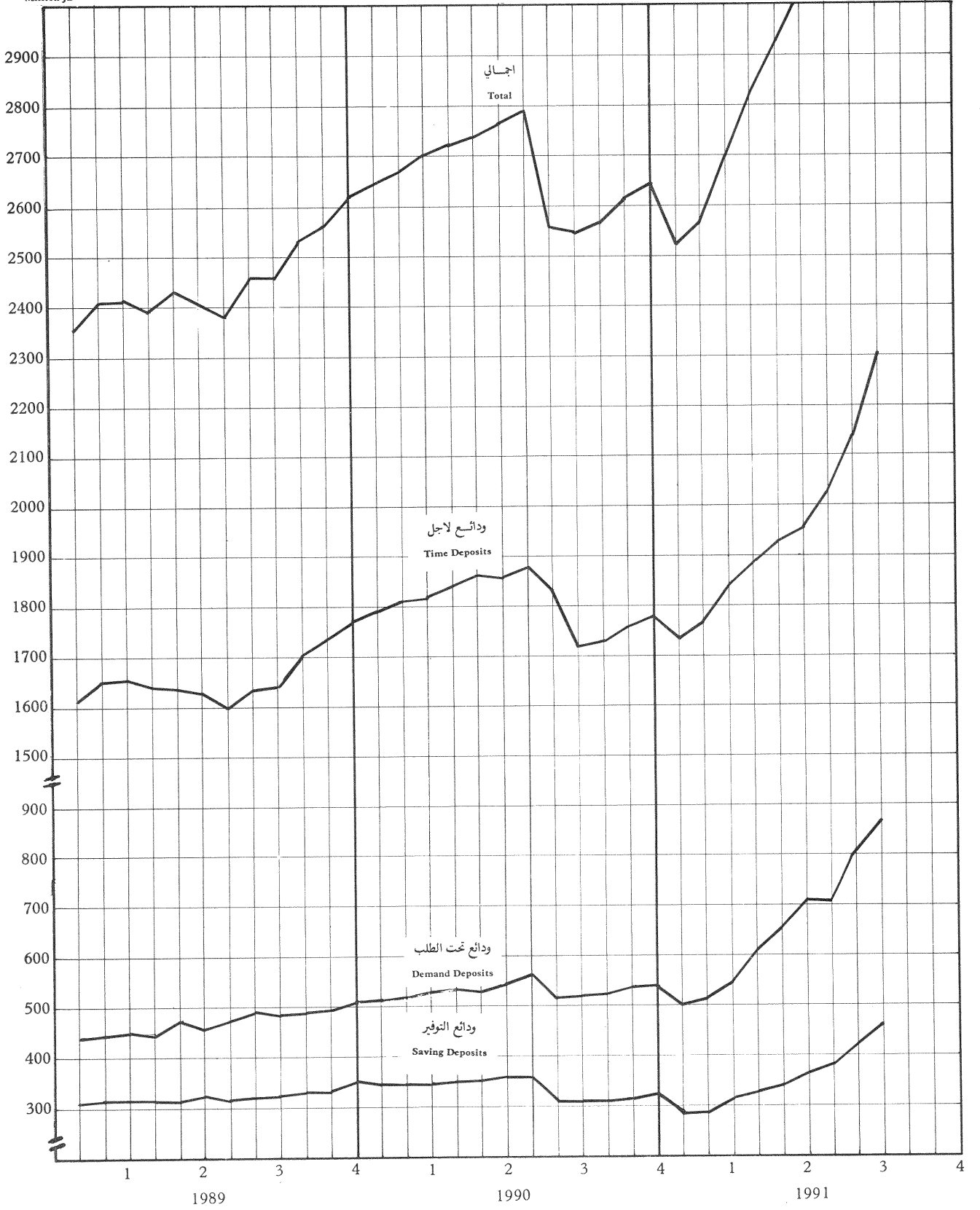
| END OF PERIOD | القطاع الخاص (غير مقيم) PRIVATE SECTOR (NON-RESIDENT) | | | | الحكومة GOVERNMENT | | | | مؤسسات شبه حكومية SEMI-GOVERNMENT | | | |
|---------------|--|-------------------|----------------------------|--------------------|-----------------------|-------------------|----------------------------|--------------------|--------------------------------------|-------------------|----------------------------|--------------------|
| | لـ : TIME | توفير : SAVING | تحت : الطلب : DEMAND | المجموع : TOTAL | لـ : TIME | توفير : SAVING | تحت : الطلب : DEMAND | المجموع : TOTAL | لـ : TIME | توفير : SAVING | تحت : الطلب : DEMAND | المجموع : TOTAL |
| 1980 | 81,473 | 2,248 | 49,532 | 133,253 | 13,954 | 55 | 6,603 | 20,612 | 35,960 | 240 | 6,800 | 43,000 |
| 1981 | 113,059 | 6,488 | 24,008 | 143,555 | 12,233 | 72 | 6,970 | 19,275 | 51,496 | 1,017 | 5,401 | 57,914 |
| 1982 | 130,859 | 6,956 | 33,764 | 171,579 | 20,473 | 104 | 9,338 | 29,915 | 41,867 | 246 | 6,295 | 48,408 |
| 1983 | 177,145 | 7,469 | 32,080 | 216,694 | 25,167 | 77 | 11,565 | 36,809 | 54,481 | 515 | 5,441 | 60,437 |
| 1984 | 218,438 | 8,475 | 49,956 | 276,869 | 29,713 | 136 | 16,770 | 46,619 | 59,049 | 197 | 6,042 | 65,288 |
| 1985 | 246,140 | 8,189 | 39,936 | 294,265 | 36,660 | 59 | 19,794 | 56,513 | 57,982 | 361 | 6,426 | 64,769 |
| 1986 | 265,498 | 7,739 | 32,258 | 305,495 | 55,702 | 176 | 19,544 | 75,422 | 72,138 | 548 | 8,107 | 80,793 |
| 1987 | 259,502 | 8,508 | 32,787 | 300,797 | 60,425 | 113 | 19,008 | 79,546 | 42,419 | 37 | 5,311 | 47,767 |
| 1988 | 358,233 | 8,621 | 55,665 | 422,519 | 43,749 | 106 | 20,469 | 64,324 | 41,029 | 200 | 5,049 | 46,278 |
| 1989 | 332,880 | 8,086 | 59,405 | 400,371 | 57,441 | 119 | 17,377 | 74,937 | 79,067 | 44 | 7,055 | 86,166 |
| 1990 | 274,641 | 11,791 | 100,491 | 386,923 | 59,470 | 88 | 18,435 | 77,993 | 84,861 | 41 | 5,947 | 90,849 |
| SEP. 1989 | 318,943 | 8,330 | 56,312 | 383,585 | 44,328 | 135 | 14,154 | 58,617 | 60,252 | 79 | 6,038 | 66,369 |
| OCT. | 298,900 | 7,899 | 55,405 | 362,204 | 54,814 | 126 | 20,384 | 75,324 | 68,130 | 64 | 5,160 | 73,354 |
| NOV. | 304,018 | 7,432 | 54,809 | 366,259 | 56,503 | 111 | 13,830 | 70,444 | 70,047 | 60 | 6,377 | 76,484 |
| DEC. | 332,880 | 8,086 | 59,405 | 400,371 | 57,441 | 119 | 17,377 | 74,937 | 79,067 | 44 | 7,055 | 86,166 |
| JAN. 1990 | 341,989 | 7,500 | 58,918 | 408,407 | 58,266 | 128 | 14,392 | 72,786 | 75,929 | 14 | 6,516 | 82,459 |
| FEB. | 338,840 | 8,020 | 59,652 | 406,512 | 61,791 | 137 | 14,205 | 76,133 | 73,624 | 15 | 6,321 | 79,960 |
| MAR. | 350,838 | 8,401 | 59,894 | 419,133 | 64,359 | 144 | 14,184 | 78,687 | 79,933 | 85 | 6,683 | 86,701 |
| APR. | 338,707 | 8,707 | 62,019 | 409,433 | 64,469 | 126 | 13,297 | 77,892 | 73,564 | 72 | 5,543 | 79,179 |
| MAY | 342,311 | 8,515 | 51,181 | 402,007 | 68,393 | 120 | 14,321 | 82,834 | 65,028 | 79 | 5,545 | 70,652 |
| JUNE | 337,677 | 9,035 | 57,150 | 403,862 | 59,049 | 129 | 13,623 | 72,801 | 74,656 | 83 | 5,992 | 80,731 |
| JULY | 338,642 | 9,243 | 59,048 | 406,933 | 40,763 | 136 | 12,190 | 53,089 | 67,234 | 63 | 6,370 | 73,667 |
| AUG. | 297,079 | 8,423 | 61,743 | 367,245 | 47,431 | 147 | 14,558 | 62,136 | 69,401 | 43 | 6,726 | 76,170 |
| SEP. | 276,433 | 9,319 | 62,101 | 347,853 | 51,191 | 140 | 13,286 | 64,617 | 76,661 | 16 | 7,321 | 83,998 |
| OCT. | 274,614 | 9,473 | 66,852 | 350,939 | 50,791 | 143 | 15,607 | 66,541 | 75,886 | 15 | 6,546 | 82,447 |
| NOV. | 271,219 | 11,280 | 93,589 | 376,088 | 53,045 | 132 | 11,868 | 65,045 | 76,978 | 23 | 5,974 | 82,975 |
| DEC. | 274,641 | 11,791 | 100,491 | 386,923 | 59,470 | 88 | 18,435 | 77,993 | 84,861 | 41 | 5,947 | 90,849 |
| JAN. 1991 | 276,267 | 10,550 | 103,781 | 390,598 | 57,576 | 89 | 13,072 | 70,737 | 82,835 | 41 | 6,107 | 88,983 |
| FEB. | 276,249 | 10,650 | 104,227 | 391,126 | 60,403 | 95 | 12,300 | 72,798 | 80,243 | 39 | 6,157 | 86,439 |
| MAR. | 297,277 | 11,628 | 100,046 | 408,951 | 61,195 | 109 | 15,035 | 76,339 | 86,248 | 41 | 5,140 | 91,429 |
| APR. | 297,887 | 13,804 | 119,282 | 430,973 | 56,052 | 104 | 14,193 | 70,349 | 95,273 | 111 | 8,495 | 103,879 |
| MAY | 306,212 | 14,018 | 127,367 | 447,597 | 60,325 | 82 | 19,359 | 79,766 | 89,048 | 132 | 6,741 | 95,921 |
| JUNE | 316,005 | 18,224 | 156,394 | 490,623 | 69,065 | 84 | 17,012 | 86,161 | 79,982 | 100 | 6,149 | 86,231 |
| JULY | 337,783 | 22,587 | 132,416 | 492,786 | 64,967 | 273 | 15,955 | 81,195 | 99,257 | 79 | 6,914 | 106,250 |
| AUG. | 387,717 | 38,854 | 162,371 | 588,942 | 78,763 | 167 | 16,064 | 94,994 | 85,227 | 87 | 6,650 | 91,964 |
| SEP. | 445,874 | 51,309 | 188,469 | 685,652 | 74,931 | 166 | 16,732 | 91,829 | 94,327 | 73 | 7,733 | 102,133 |

(5) إجمالي الودائع لدى البنوك المرخصة

(5) Total Deposits with Licenced Banks

مليون دينار

Million JD



(٢١) ودائع لدى البنوك المرخصة بالعملات الاجنبية

(21) Deposits with Licenced Banks in Foreign Currencies

Thousand JD

الف دينار

| القطاع الخاص (غير مقيم) PRIVATE SECTOR (NON-RESIDENT) | | | | القطاع الخاص (مقيم) PRIVATE SECTOR (RESIDENT) | | | | المجموع العام GRAND TOTAL | نهاية الفترة END OF PERIOD |
|--|-------------------|---------------------|------------------|--|-------------------|---------------------|------------------|------------------------------|-------------------------------|
| لدى TIME | التوفير SAVING | تحت الطلب DEMAND | المجموع TOTAL | لدى TIME | التوفير SAVING | تحت الطلب DEMAND | المجموع TOTAL | | |
| 78,752 | 528 | 31,557 | 110,837 | 14,445 | 183 | 3,734 | 18,362 | 129,199 | 1980 |
| 102,431 | 591 | 14,445 | 117,467 | 30,283 | 324 | 7,814 | 38,421 | 155,888 | 1981 |
| 122,357 | 669 | 26,181 | 149,207 | 27,646 | 371 | 10,273 | 38,290 | 187,497 | 1982 |
| 163,937 | 1,372 | 22,623 | 187,932 | 41,372 | 575 | 12,560 | 54,507 | 242,439 | 1983 |
| 204,159 | 1,541 | 41,905 | 247,605 | 41,144 | 684 | 14,491 | 56,319 | 303,924 | 1984 |
| 231,576 | 3,177 | 31,993 | 266,746 | 49,144 | 1,423 | 14,599 | 65,166 | 331,912 | 1985 |
| 243,495 | 4,262 | 26,130 | 273,887 | 58,281 | 1,812 | 15,480 | 75,573 | 349,460 | 1986 |
| 232,105 | 4,344 | 23,474 | 259,923 | 106,696 | 2,367 | 15,192 | 124,255 | 384,178 | 1987 |
| 337,068 | 4,607 | 42,669 | 384,344 | 125,342 | 3,977 | 21,386 | 150,705 | 535,049 | 1988 |
| 316,963 | 5,718 | 41,025 | 363,706 | 221,948 | 7,941 | 53,086 | 282,975 | 646,681 | 1989 |
| 264,602 | 9,510 | 80,853 | 354,965 | 276,325 | 11,359 | 69,779 | 357,463 | 712,428 | 1990 |
| 303,844 | 5,187 | 38,866 | 347,897 | 196,571 | 5,323 | 44,640 | 246,534 | 594,431 | SEP. 1989 ايلول |
| 284,477 | 5,051 | 35,865 | 325,393 | 227,010 | 5,861 | 46,693 | 279,564 | 604,957 | OCT. تشرين اول |
| 289,784 | 5,097 | 40,809 | 335,690 | 240,495 | 6,361 | 52,905 | 299,761 | 635,451 | NOV. تشرين ثاني |
| 316,963 | 5,718 | 41,025 | 363,706 | 221,948 | 7,941 | 53,086 | 282,975 | 646,681 | DEC. كانون اول |
| 329,478 | 5,183 | 40,613 | 375,274 | 234,969 | 6,591 | 55,327 | 296,887 | 672,161 | JAN. 1990 كانون ثاني |
| 324,979 | 5,695 | 41,545 | 372,219 | 249,997 | 6,847 | 66,253 | 323,097 | 695,316 | FEB. شباط |
| 336,284 | 6,118 | 44,404 | 386,806 | 238,008 | 6,912 | 68,658 | 313,578 | 700,384 | MAR. آذار |
| 323,977 | 6,323 | 44,408 | 374,708 | 259,208 | 7,327 | 70,628 | 337,163 | 711,871 | APR. نيسان |
| 325,981 | 5,845 | 36,135 | 367,961 | 270,974 | 8,291 | 77,070 | 356,335 | 724,296 | MAY ايار |
| 323,097 | 6,320 | 42,379 | 371,796 | 282,201 | 9,245 | 74,972 | 366,418 | 738,214 | JUNE حزيران |
| 325,470 | 6,631 | 42,941 | 375,042 | 292,507 | 9,042 | 81,070 | 382,619 | 757,661 | JULY تموز |
| 285,963 | 5,947 | 44,700 | 336,610 | 254,995 | 8,885 | 89,003 | 352,883 | 689,493 | AUG. آب |
| 265,476 | 6,784 | 42,528 | 314,788 | 242,194 | 9,569 | 88,845 | 340,608 | 655,396 | SEP. ايلول |
| 263,545 | 7,104 | 45,747 | 316,396 | 253,973 | 10,146 | 86,268 | 350,387 | 666,783 | OCT. تشرين اول |
| 260,701 | 8,763 | 72,512 | 341,976 | 264,916 | 10,719 | 72,990 | 348,625 | 690,601 | NOV. تشرين ثاني |
| 264,602 | 9,510 | 80,853 | 354,965 | 276,325 | 11,359 | 69,779 | 357,463 | 712,428 | DEC. كانون اول |
| 266,306 | 8,074 | 84,164 | 358,544 | 278,604 | 10,689 | 67,606 | 356,899 | 715,443 | JAN. 1991 كانون ثاني |
| 266,977 | 8,664 | 85,599 | 361,240 | 289,094 | 11,409 | 72,406 | 372,909 | 734,149 | FEB. شباط |
| 287,679 | 9,523 | 81,125 | 378,327 | 317,612 | 12,845 | 76,082 | 406,539 | 784,866 | MAR. آذار |
| 288,936 | 11,871 | 101,183 | 401,990 | 333,878 | 13,476 | 86,893 | 434,247 | 836,237 | APR. نيسان |
| 297,453 | 11,870 | 109,243 | 418,566 | 335,154 | 14,487 | 95,188 | 444,829 | 863,395 | MAY ايار |
| 307,132 | 13,766 | 120,918 | 441,816 | 347,721 | 16,686 | 115,499 | 479,906 | 921,722 | JUNE حزيران |
| 329,272 | 20,171 | 116,396 | 465,839 | 375,796 | 21,727 | 104,567 | 502,090 | 967,929 | JULY تموز |
| 379,340 | 35,257 | 135,304 | 549,901 | 413,100 | 29,790 | 140,590 | 583,480 | 1,133,381 | AUG. آب |
| 436,842 | 44,326 | 162,528 | 643,696 | 473,476 | 37,731 | 160,261 | 671,468 | 1,315,164 | SEP. ايلول |

(٢٢) هيكل اسعار الفائدة على الودائع

(22) Term Structure of Deposit Rates

النسبة المئوية السنوية

| Percent Per annum | | التاريخ اجراء التغيير | | | | | | | نوع الوديعة |
|---|---------------|-----------------------|-----------------------|-------------|----------------|-----------------------|----------------|------------------------|--|
| DATE OF CHANGE | 1988 | 1988 | 1986 | 1984 | 1983 | 1982 | 1982 | | |
| TYPE OF DEPOSIT | ايلول SEP. | حزيران JUNE | تشرين ثاني NOV. | آيار MAY | حزيران JUNE | تشرين ثاني NOV. | نيسان APRIL | تشرين الاول OCT. | |
| CENTRAL BANK OF JORDAN | | | | | | | | | |
| البنك المركزي الاردني | | | | | | | | | |
| A) GOVT. SUBJECT TO NOTICE DEPOSITS | 2-3 | 2-3 | 2-3 | 2-3 | 2-3 | 2-3 | 2-3 | 2-3 | 1) وداش حكومية (خاضعة لاشعار) |
| B) BANKS SUBJECT TO NOTICE DEPOSITS | 1-2 | 1-2 | 1-2 | 1-2 | 1.0 | 1.0 | 1.0 | 1.0 | ب) وداش البنوك (خاضعة لاشعار) |
| COMMERCIAL BANKS AND FINANCIAL CORPORATIONS** | | | | | | | | | |
| البنوك التجارية والمؤسسات المالية** | | | | | | | | | |
| A) DEMAND DEPOSITS & SUBJECT TO (2-7) DAYS NOTICE (MAX) | - | 3.0 | 3.0 | 4.0 | 4.0 | 4.0 | 4.0 | 4.0 | 1) وداش تحت الطلب ولاشعار يومين وحتى اسبوع (حد اعلى) |
| ب) وداش لاجل | | | | | | | | | |
| 1 TO LESS THAN 3 MONTHS (MIN) | - | - | - | - | - | - | - | 5.0 | شهر و اقل من 3 اشهر (حد ادنى) |
| (MAX) | - | 7.5 | 7.5 | 8.5 | 8.5 | 6.5 | 6.5 | - | (حد اعلى) |
| 3 TO LESS THAN 6 MONTHS (MIN) | - | - | - | - | - | - | - | 5.75 | 3 اشهر و اقل من 6 اشهر (حد ادنى) |
| (MAX) | - | 7.5 | 7.5 | 8.5 | 8.5 | 7.0 | 7.0 | - | (حد اعلى) |
| 6 MONTHS TO LESS THAN 1 YEAR (MIN) | - | - | - | - | - | - | - | 5.75 | 6 اشهر و اقل من سنة (حد ادنى) |
| (MAX) | - | 7.5 | 7.5 | 8.5 | 8.5 | 7.75 | 7.75 | - | (حد اعلى) |
| OVER 1 YEAR (MIN) | - | - | - | - | - | - | - | 6.0 | وداش لاجل سنة فاكتر (حد ادنى) |
| (MAX) | - | 7.5 | 7.5 | 8.5 | 8.5 | 8.0 | 8.0 | - | (حد اعلى) |
| ج) وداش التوفير | | | | | | | | | |
| WITH COMMERCIAL BANKS (MIN) | - | - | - | - | - | - | - | 5.0 | لدى البنوك التجارية (حد ادنى) |
| (MAX) | - | 5.5 | 5.5 | 6.5 | 6.5 | 6.0 | 6.0 | - | (حد اعلى) |
| WITH FINANCIAL CORPS. (MAX) | - | 6.0 | 6.0 | 7.0 | 7.0 | 6.5 | 6.5 | - | لدى المؤسسات المالية (حد اعلى) |
| د) شهادات الاليداع * | | | | | | | | | |
| (MAX) : | - | - | - | - | - | - | - | - | (حد اعلى) |
| 3 TO LESS THAN 6 MONTHS | - | - | 7.375 | 8.75 | 8.75 | 7.25 | 7.0 | - | شلاثة اشهر و اقل من ستة اشهر |
| 6 TO LESS THAN 9 MONTHS | - | - | 7.375 | 8.75 | 8.75 | 8.0 | 7.75 | - | ستة اشهر و اقل من تسعة اشهر |
| 9 MONTHS TO LESS THAN 1 YEAR | - | - | 7.375 | 8.75 | 8.75 | 8.25 | 8.0 | - | تسعة اشهر و اقل من سنة |
| OVER 1 YEAR | - | - | 7.375 | 8.75 | 8.75 | 8.5 | 8.25 | - | سنة فاكتر |
| POSTAL SAVINGS FUND | 7.0 | 7.0 | 7.0 | 7.0 | 7.0 | 7.0 | 7.0 | 7.0 | صندوق توفير البريد |

* : FLOATING SINCE 6-6-1988.
** : FLOATING SINCE 24-9-1988.

* : معومة اعتبارا من 6/6/1988.
** : معومة اعتبارا من 24/9/1988.

(٢٣) اسناد القرض والقروض المصرفية المجمعة

(23) Syndicated Loans and Corporate Bonds

| Thousand JD | | | | | الف دينار | | | | |
|---------------------------|---------|-----------------------------------|-------------------------------|---|-----------------------|-----------------------------------|-------------------------------|---|----------------------------|
| SYNDICATED LOANS | | | | | CORPORATE BONDS | | | | |
| المفوضات المصرفية المجمعة | | | | | اسناد القروض التجارية | | | | |
| الرصيد غير المسدد | | | | | الرصيد غير المسدد | | | | |
| المبالغ الممنوحة | المجموع | بقية المشاركين OTHER PARTICIPANTS | البنوك المرخصة LICENCED BANKS | المؤسسات المالية FINANCIAL INSTITUTIONS | المجموع | بقية المشاركين OTHER PARTICIPANTS | البنوك المرخصة LICENCED BANKS | المؤسسات المالية FINANCIAL INSTITUTIONS | نهاية الفترة END OF PERIOD |
| EXTENDED | TOTAL | | | | TOTAL | | | | |
| 43,704 | 30,298 | 2,937 | 26,404 | 957 | 10,000 | 4,817 | 4,899 | 284 | 1980 |
| 70,109 | 47,357 | 4,600 | 40,743 | 2,014 | 15,000 | 6,065 | 8,592 | 343 | 1981 |
| 92,095 | 75,861 | 6,252 | 66,743 | 2,866 | 40,000 | 9,894 | 29,224 | 802 | 1982 |
| 106,601 | 83,934 | 6,779 | 71,593 | 5,562 | 62,000 | 11,743 | 45,873 | 4,384 | 1983 |
| 132,126 | 103,930 | 8,839 | 86,894 | 8,197 | 81,500 | 27,420 | 47,462 | 6,618 | 1984 |
| 138,235 | 106,460 | 7,493 | 91,833 | 7,134 | 85,000 | 27,120 | 49,872 | 8,008 | 1985 |
| 144,519 | 109,141 | 7,404 | 94,434 | 7,303 | 96,300 | 35,254 | 51,777 | 9,269 | 1986 |
| 150,357 | 114,342 | 7,761 | 99,321 | 7,260 | 83,000 | 30,218 | 45,951 | 6,831 | 1987 |
| 136,285 | 97,361 | 5,139 | 85,172 | 7,050 | 78,710 | 44,639 | 26,335 | 7,736 | 1988 |
| 108,035 | 56,765 | 3,764 | 46,964 | 6,037 | 67,460 | 31,072 | 30,062 | 6,326 | 1989 |
| 99,852 | 56,473 | 3,270 | 52,571 | 632 | 60,860 | 32,308 | 27,295 | 1,257 | 1990 |
| 110,047 | 62,856 | 3,735 | 53,683 | 5,438 | 76,960 | 48,182 | 22,274 | 6,504 | JULY 1989 تموز |
| 107,410 | 62,510 | 2,428 | 54,558 | 5,524 | 76,460 | 47,670 | 22,458 | 6,332 | AUG. آب |
| 109,006 | 63,753 | 2,588 | 58,133 | 3,032 | 73,310 | 37,387 | 29,480 | 6,443 | SEP. ايلول |
| 108,865 | 63,392 | 2,585 | 57,621 | 3,186 | 72,709 | 39,318 | 28,756 | 4,635 | OCT. تشرين اول |
| 108,995 | 61,994 | 3,839 | 52,433 | 5,722 | 63,460 | 26,276 | 31,007 | 6,177 | NOV. تشرين ثاني |
| 108,035 | 56,765 | 3,764 | 46,964 | 6,037 | 67,460 | 31,072 | 30,062 | 6,326 | DEC. كانون اول |
| 108,154 | 60,570 | 3,574 | 55,637 | 1,359 | 67,460 | 32,229 | 30,704 | 4,527 | JAN. 1990 كانون ثاني |
| 105,755 | 57,392 | 2,221 | 54,117 | 1,054 | 66,560 | 29,476 | 30,655 | 6,429 | FEB. شباط |
| 103,755 | 58,575 | 2,156 | 54,025 | 2,394 | 64,410 | 26,676 | 30,741 | 6,993 | MAR. آذار |
| 103,755 | 58,591 | 3,255 | 54,541 | 795 | 64,410 | 26,742 | 30,241 | 7,427 | APR. نيسان |
| 103,815 | 55,634 | 3,201 | 51,403 | 1,030 | 62,410 | 25,417 | 28,892 | 8,101 | MAY ايار |
| 101,115 | 54,907 | 2,009 | 50,800 | 2,098 | 61,010 | 21,553 | 30,596 | 8,861 | JUNE حزيران |
| 101,155 | 54,149 | 3,074 | 50,388 | 687 | 59,410 | 27,334 | 29,133 | 2,943 | JULY تموز |
| 102,655 | 52,192 | 3,174 | 48,372 | 646 | 58,910 | 27,847 | 28,387 | 2,676 | AUG. آب |
| 93,792 | 52,285 | 3,165 | 48,474 | 646 | 48,760 | 18,588 | 27,526 | 2,646 | SEP. ايلول |
| 89,523 | 51,756 | 3,177 | 47,943 | 636 | 62,160 | 29,730 | 29,784 | 2,646 | OCT. تشرين اول |
| 93,702 | 50,294 | 2,999 | 46,659 | 636 | 61,860 | 32,776 | 27,827 | 1,257 | NOV. تشرين ثاني |
| 99,852 | 56,473 | 3,270 | 52,571 | 632 | 60,860 | 32,308 | 27,295 | 1,257 | DEC. كانون اول |
| 97,982 | 52,019 | 3,172 | 48,644 | 203 | 60,710 | 33,703 | 25,760 | 1,247 | JAN. 1991 كانون ثاني |
| 97,682 | 51,880 | 2,502 | 49,164 | 214 | 60,310 | 33,500 | 25,584 | 1,226 | FEB. شباط |
| 97,307 | 51,392 | 3,215 | 48,013 | 164 | 57,260 | 30,986 | 25,060 | 1,214 | MAR. آذار |
| 97,138 | 50,588 | 2,339 | 48,043 | 206 | 56,660 | 30,706 | 24,740 | 1,214 | APR. نيسان |
| 97,167 | 49,744 | 2,451 | 47,088 | 205 | 54,260 | 25,487 | 27,612 | 1,161 | MAY ايار |
| 94,900 | 49,072 | 3,055 | 45,812 | 205 | 53,510 | 25,028 | 27,341 | 1,141 | JUNE حزيران |
| 92,262 | 47,878 | 2,380 | 45,498 | 0 | 52,290 | 24,749 | 27,440 | 101 | JULY تموز |

(٢٤) تقاص البنوك

(24) Banks' Clearing

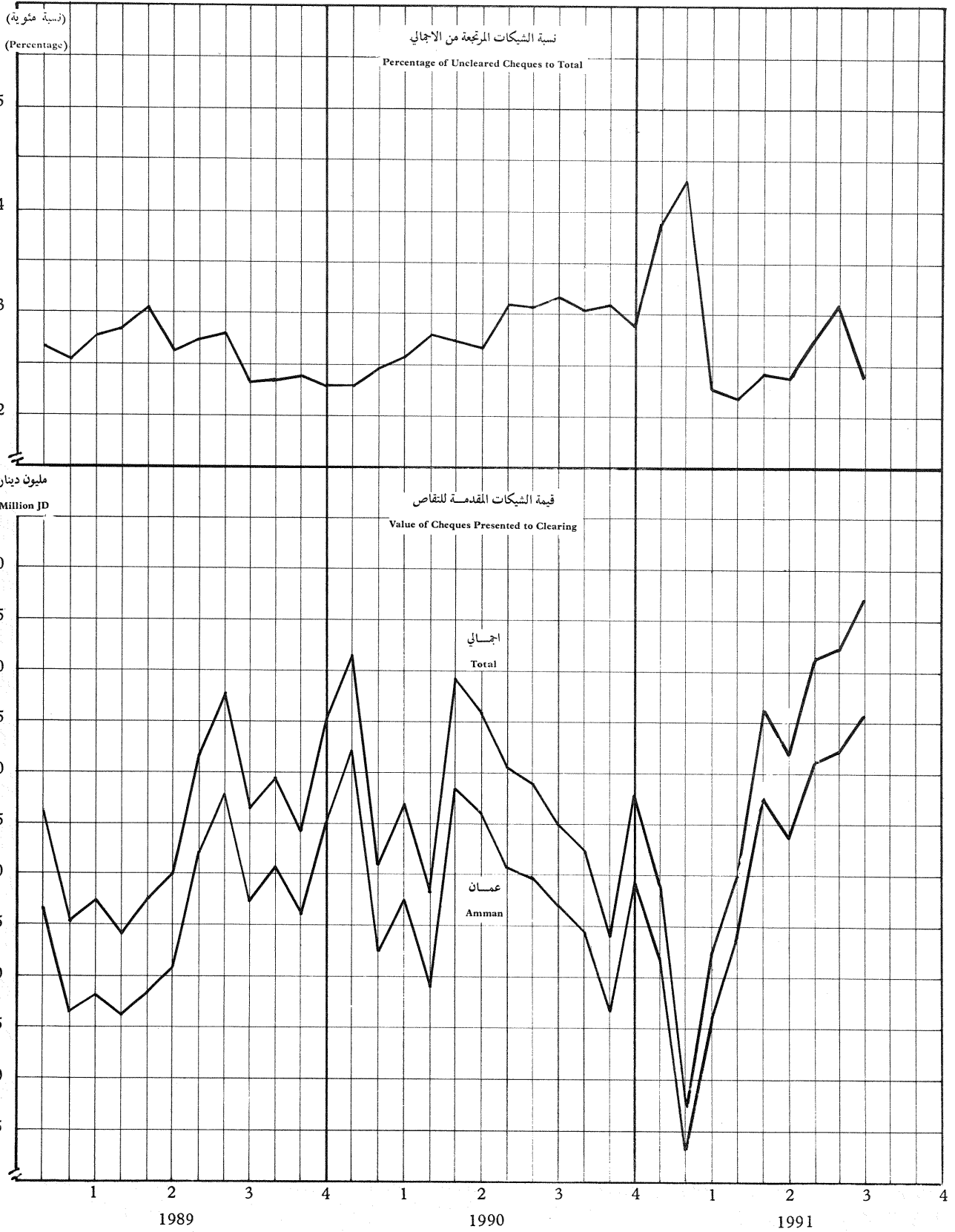
Thousand JD

الف دينار

| البيانات المرجعة | CHEQUERS PRESENTED TO CLEARING | | | | | | | | | | الفترة PERIOD | |
|---|---|---|---|---|---|---|---|---|---|---|---|------|
| | UNCLEARED CHEQUERS | TOTAL | المجموع | AQABA | العقبة | ZARQA | الزرقاء | IRBID | اربيد | AMMAN | | عمان |
| العدد (الف) القيمة NUMBER VALUE (1000) | العدد (الف) القيمة NUMBER VALUE (1000) | العدد (الف) القيمة NUMBER VALUE (1000) | العدد (الف) القيمة NUMBER VALUE (1000) | العدد (الف) القيمة NUMBER VALUE (1000) | العدد (الف) القيمة NUMBER VALUE (1000) | العدد (الف) القيمة NUMBER VALUE (1000) | العدد (الف) القيمة NUMBER VALUE (1000) | العدد (الف) القيمة NUMBER VALUE (1000) | العدد (الف) القيمة NUMBER VALUE (1000) | العدد (الف) القيمة NUMBER VALUE (1000) | العدد (الف) القيمة NUMBER VALUE (1000) | |
| (n.a.) | (n.a.) | 2797,744 | 2860.8 | - | - | 45,315 | 120.3 | 84,968 | 180.2 | 2667,461 | 2560.3 | 1980 |
| (n.a.) | (n.a.) | 3837,770 | 3385.8 | - | - | 89,505 | 189.0 | 111,716 | 194.3 | 3636,549 | 3002.5 | 1981 |
| 129,420 | 164.3 | 4725,699 | 3843.1 | 116,725 | 67.4 | 106,582 | 222.3 | 131,933 | 221.5 | 4370,459 | 3331.9 | 1982 |
| 145,574 | 142.0 | 5067,090 | 4100.2 | 120,147 | 72.8 | 125,414 | 241.5 | 147,926 | 256.5 | 4673,603 | 3529.4 | 1983 |
| 142,960 | 163.2 | 5117,747 | 4269.0 | 159,338 | 85.0 | 119,447 | 249.0 | 144,839 | 281.5 | 4694,123 | 3653.5 | 1984 |
| 176,555 | 165.6 | 5134,036 | 4394.3 | 188,135 | 91.1 | 126,366 | 261.3 | 160,533 | 298.5 | 4659,002 | 3743.4 | 1985 |
| 155,405 | 160.7 | 4344,198 | 4657.4 | 156,783 | 87.7 | 126,192 | 262.1 | 154,898 | 301.8 | 3906,325 | 4005.8 | 1986 |
| 115,361 | 142.7 | 4233,960 | 4834.9 | 158,184 | 96.9 | 141,794 | 302.0 | 164,536 | 317.9 | 3769,446 | 4118.1 | 1987 |
| 110,196 | 154.1 | 4623,461 | 5335.7 | 214,427 | 103.7 | 147,057 | 320.8 | 184,639 | 351.9 | 4077,338 | 4559.3 | 1988 |
| 133,920 | 206.0 | 5085,857 | 5160.8 | 205,633 | 96.5 | 152,509 | 303.0 | 197,620 | 341.5 | 4530,095 | 4419.8 | 1989 |
| 148,746 | 197.8 | 5263,804 | 5048.2 | 170,707 | 89.8 | 158,679 | 301.8 | 215,577 | 343.5 | 4718,841 | 4313.1 | 1990 |
| 9,938 | 15.0 | 430,829 | 393.6 | 14,866 | 7.4 | 11,773 | 23.5 | 17,347 | 25.9 | 386,843 | 336.8 | 1989 |
| 10,510 | 17.1 | 448,894 | 441.9 | 14,639 | 8.0 | 12,833 | 25.3 | 17,512 | 29.3 | 403,910 | 379.3 | 1989 |
| 10,144 | 14.4 | 423,673 | 389.6 | 14,410 | 7.6 | 11,550 | 22.1 | 17,495 | 26.6 | 380,218 | 333.3 | 1989 |
| 10,904 | 16.1 | 476,324 | 445.6 | 18,857 | 8.8 | 12,983 | 22.4 | 19,344 | 29.7 | 425,140 | 384.7 | 1989 |
| 11,817 | 15.5 | 508,178 | 407.2 | 17,337 | 8.5 | 12,568 | 25.0 | 16,822 | 27.2 | 461,451 | 346.5 | 1990 |
| 10,029 | 13.9 | 404,688 | 367.6 | 15,547 | 7.9 | 11,161 | 22.8 | 15,709 | 24.8 | 362,271 | 312.1 | 1990 |
| 11,216 | 15.7 | 435,557 | 436.7 | 15,919 | 8.6 | 12,960 | 25.8 | 19,155 | 29.1 | 387,523 | 373.2 | 1990 |
| 11,100 | 14.8 | 391,799 | 390.8 | 17,159 | 7.7 | 12,364 | 23.1 | 16,397 | 26.6 | 345,879 | 333.4 | 1990 |
| 13,713 | 17.5 | 496,373 | 458.7 | 18,360 | 8.5 | 14,762 | 27.4 | 20,711 | 31.7 | 442,540 | 391.1 | 1990 |
| 12,792 | 16.5 | 479,951 | 450.4 | 18,194 | 8.3 | 14,110 | 25.5 | 18,816 | 29.4 | 428,831 | 387.2 | 1990 |
| 14,020 | 16.3 | 453,136 | 428.3 | 15,711 | 6.9 | 12,652 | 25.9 | 20,903 | 31.1 | 403,870 | 364.4 | 1990 |
| 13,788 | 17.7 | 445,730 | 432.6 | 14,672 | 7.4 | 14,671 | 25.5 | 18,468 | 29.1 | 397,919 | 370.6 | 1990 |
| 13,492 | 17.5 | 425,059 | 434.6 | 9,840 | 6.6 | 13,845 | 26.1 | 15,796 | 28.6 | 385,578 | 373.3 | 1990 |
| 12,549 | 17.9 | 413,260 | 426.4 | 9,957 | 6.4 | 13,459 | 26.1 | 18,311 | 29.2 | 371,533 | 364.7 | 1990 |
| 11,516 | 16.0 | 371,054 | 365.0 | 7,796 | 5.9 | 12,174 | 22.2 | 15,614 | 24.5 | 335,470 | 312.4 | 1990 |
| 12,714 | 18.5 | 439,019 | 449.9 | 10,215 | 7.1 | 13,953 | 26.4 | 18,875 | 32.2 | 395,976 | 384.2 | 1990 |
| 15,295 | 20.9 | 394,180 | 361.9 | 8,504 | 5.4 | 12,257 | 22.6 | 14,444 | 23.6 | 358,975 | 310.3 | 1991 |
| 12,426 | 15.2 | 289,167 | 286.6 | 4,830 | 4.2 | 8,126 | 16.6 | 10,329 | 18.3 | 265,882 | 247.5 | 1991 |
| 8,200 | 13.9 | 361,787 | 345.0 | 7,694 | 5.5 | 12,472 | 19.5 | 12,899 | 22.2 | 328,722 | 297.8 | 1991 |
| 8,745 | 12.9 | 399,943 | 334.5 | 6,985 | 5.2 | 10,401 | 18.6 | 12,341 | 21.4 | 370,216 | 289.3 | 1991 |
| 11,745 | 14.8 | 481,761 | 412.7 | 11,049 | 6.9 | 13,789 | 23.2 | 18,508 | 27.1 | 438,415 | 355.5 | 1991 |
| 10,946 | 14.9 | 459,321 | 420.4 | 10,145 | 6.7 | 14,586 | 24.2 | 16,154 | 26.8 | 418,436 | 362.7 | 1991 |
| 14,027 | 16.8 | 506,960 | 475.9 | 16,740 | 8.0 | 17,075 | 28.4 | 17,840 | 31.5 | 455,305 | 408.0 | 1991 |
| 16,687 | 16.0 | 511,213 | 455.9 | 13,749 | 7.5 | 17,722 | 27.8 | 18,320 | 30.7 | 461,422 | 389.9 | 1991 |
| 12,949 | 16.6 | 535,477 | 473.6 | 19,444 | 8.3 | 17,461 | 27.4 | 20,101 | 32.3 | 478,471 | 405.6 | 1991 |

(٦) تقاص البنوك

(6) Banks' Clearing



(٢٥) خلاصة الموازنة العامة للحكومة المركزية

(25) Summary of Central Government Budget

الف دينار

Thousand JD

| العجز قبل التمويل PRE-FINANCING DEFICIT | EXPENDITURES | | | | REVENUES | | | | الفترة |
|--|--------------|----------|----------------|---------|----------|-----------------|---------------------|--------------------|--------------------|
| | المجموع | رأسمالية | التنفقات | | المجموع | القروض المستردة | الدورات | | |
| | | | RECURRING | متكررة | | | الدورات المحلية | المساعدات الخارجية | |
| TOTAL | CAPITAL | MILITARY | الجهاز العسكري | CIVIL | TOTAL | LOANS REPAID | EXTERNAL ASSISTANCE | DOMESTIC REVENUES | |
| -81,932 | 517,383 | 181,330 | 137,033 | 199,020 | 435,451 | 0 | 209,304 | 226,147 | ١٩٨٠ |
| -88,766 | 611,504 | 220,036 | 163,005 | 228,463 | 522,738 | 7,226 | 206,312 | 309,200 | ١٩٨١ |
| -87,991 | 649,765 | 206,797 | 182,510 | 260,458 | 561,774 | 0 | 199,582 | 362,192 | ١٩٨٢ |
| -43,205 | 643,063 | 189,388 | 195,998 | 257,677 | 599,858 | 2,268 | 197,014 | 400,576 | ١٩٨٣ |
| -116,998 | 647,733 | 159,641 | 196,770 | 291,322 | 530,735 | 9,620 | 106,108 | 415,007 | ١٩٨٤ |
| -111,743 | 758,834 | 216,324 | 224,049 | 318,461 | 647,091 | 18,449 | 187,839 | 440,803 | ١٩٨٥ |
| -153,136 | 824,008 | 253,482 | 249,587 | 320,939 | 670,872 | 12,777 | 143,707 | 514,388 | ١٩٨٦ |
| -198,206 | 874,977 | 272,323 | 252,849 | 349,805 | 676,771 | 17,698 | 127,540 | 531,533 | ١٩٨٧ |
| -204,563 | 925,856 | 256,302 | 257,326 | 412,228 | 721,293 | 21,518 | 155,428 | 544,347 | ١٩٨٨ |
| -137,100 | 992,578 | 242,905 | 251,520 | 498,153 | 855,478 | 28,352 | 261,724 | 565,402 | ١٩٨٩ |
| -95,006 | 1,033,686 | 188,263 | 254,775 | 590,648 | 938,680 | 30,000 | 162,600 | 746,080 | * ١٩٩٠ |
| -15,502 | 177,783 | 51,590 | 60,145 | 66,048 | 162,281 | 2,286 | 58,565 | 101,430 | ١٩٨٥ الربع الثالث |
| -64,579 | 258,275 | 71,516 | 63,992 | 122,767 | 193,696 | 15,230 | 48,916 | 129,550 | الربع الرابع |
| -15,365 | 159,963 | 33,167 | 55,691 | 71,105 | 144,598 | 928 | 39,130 | 104,540 | ١٩٨٦ الربع الاول |
| -82,523 | 193,242 | 64,691 | 53,178 | 75,373 | 110,719 | 670 | 6,000 | 104,049 | الربع الثاني |
| -39,976 | 199,314 | 61,259 | 64,089 | 73,966 | 159,338 | 5,165 | 53,253 | 100,920 | الربع الثالث |
| -15,272 | 271,489 | 94,365 | 76,628 | 100,496 | 256,217 | 6,014 | 45,324 | 204,879 | الربع الرابع |
| -49,753 | 185,088 | 38,206 | 66,448 | 80,434 | 135,335 | 2,373 | 26,868 | 106,094 | ١٩٨٧ الربع الاول |
| -78,394 | 198,477 | 44,976 | 65,036 | 88,465 | 120,083 | 1,976 | 7,284 | 110,823 | الربع الثاني |
| -58,887 | 199,019 | 58,978 | 65,371 | 74,670 | 140,132 | 2,151 | 27,384 | 110,597 | الربع الثالث |
| -11,172 | 292,393 | 130,163 | 55,995 | 106,235 | 281,221 | 11,198 | 66,004 | 204,019 | الربع الرابع |
| -56,851 | 195,801 | 52,276 | 58,004 | 85,521 | 138,950 | 4,143 | 15,397 | 119,410 | ١٩٨٨ الربع الاول |
| -60,198 | 214,792 | 55,871 | 59,760 | 99,161 | 154,594 | 2,626 | 30,332 | 121,636 | الربع الثاني |
| -42,443 | 213,437 | 53,406 | 65,668 | 94,363 | 170,994 | 6,546 | 39,504 | 124,944 | الربع الثالث |
| -45,071 | 301,826 | 94,749 | 73,894 | 133,183 | 256,755 | 8,203 | 70,195 | 178,357 | الربع الرابع |
| -54,314 | 198,026 | 35,219 | 60,857 | 101,950 | 143,712 | 6,354 | 19,852 | 117,506 | ١٩٨٩ الربع الاول |
| -37,678 | 216,719 | 32,987 | 62,640 | 121,092 | 179,041 | 4,644 | 51,740 | 122,657 | الربع الثاني |
| 97,399 | 245,244 | 79,559 | 61,109 | 104,576 | 342,643 | 3,252 | 179,856 | 159,535 | الربع الثالث |
| -142,507 | 332,589 | 95,140 | 66,914 | 170,535 | 190,082 | 14,102 | 10,276 | 165,704 | الربع الرابع |
| 17,871 | 205,597 | 27,891 | 63,285 | 114,421 | 223,468 | 3,706 | 12,195 | 207,567 | * ١٩٩٠ الربع الاول |
| 79,409 | 266,944 | 47,866 | 61,597 | 157,481 | 346,353 | 8,144 | 125,527 | 212,682 | الربع الثاني |
| -83,267 | 246,436 | 36,105 | 65,537 | 144,794 | 163,169 | 8,252 | 15,284 | 139,633 | الربع الثالث |
| -109,019 | 314,709 | 76,401 | 64,356 | 173,952 | 205,690 | 9,898 | 9,594 | 186,198 | الربع الرابع |
| 50,140 | 213,801 | 26,970 | 66,765 | 120,066 | 263,941 | 18,697 | 86,067 | 159,177 | * ١٩٩١ الربع الاول |
| -15,541 | 231,775 | 31,178 | 72,231 | 128,366 | 216,234 | 12,212 | 716 | 203,306 | الربع الثاني |

المصدر : وزارة المالية .

* : أوليوية

(٢٥) خلاصة الموازنة العامة للحكومة المركزية (تابع)

(25) Summary of Central Government Budget (Con.)

Thousand JD

الف دينار

| PERIOD | العجز بعد التمويل | SOURCES OF FINANCE | | | | | | مصادر التمويل | |
|------------------------|--------------------------|---------------------|------------------------|--------------------------|----------------|--------------------|----------------------|-------------------------|-----------------|
| | | DOMESTIC FINANCING | | | التمويل المحلي | EXTERNAL FINANCING | | | التمويل الخارجي |
| | | صافي التمويل المحلي | تسديدات القروض المحلية | REPAYMENTS | القروض المحلية | INTERNAL LOANS | صافي التمويل الخارجي | تسديدات القروض الخارجية | EXTERNAL LOANS |
| POST-FINANCING DEFICIT | DOMESTIC FINANCING (NET) | REPAYMENTS | INTERNAL LOANS | EXTERNAL FINANCING (NET) | REPAYMENTS | EXTERNAL LOANS | | | |
| 1980 | -16,128 | 14,207 | 6,793 | 18,000 | 54,597 | 16,969 | 71,566 | | |
| 1981 | -17,977 | 16,062 | 1,938 | 18,000 | 54,727 | 21,658 | 76,385 | | |
| 1982 | -13,300 | 19,187 | 9,013 | 28,200 | 55,504 | 9,767 | 65,271 | | |
| 1983 | 25,210 | 8,035 | 20,790 | 28,825 | 60,380 | 16,421 | 76,801 | | |
| 1984 | -17,374 | 14,241 | 11,259 | 25,500 | 85,383 | 36,813 | 122,196 | | |
| 1985 | 39,117 | 25,890 | 9,409 | 35,299 | 124,970 | 37,440 | 162,410 | | |
| 1986 | -75,924 | -8,899 | 83,677 | 74,778 | 86,111 | 73,657 | 159,768 | | |
| 1987 | -95,839 | 95,130 | 34,849 | 129,979 | 7,237 | 55,982 | 63,219 | | |
| 1988 | -100,161 | 115,320 | 19,699 | 135,019 | -10,918 | 108,446 | 97,528 | | |
| 1989 | -18,773 | 22,319 | 21,534 | 43,853 | 96,008 | 88,206 | 184,214 | | |
| 1990 | 0 | 22,302 | 19,245 | 41,547 | 72,704 | 68,211 | 140,915 | | |
| 3RD. QTR. 1985 | 29,266 | -1,080 | 1,280 | 200 | 45,848 | 7,068 | 52,916 | | |
| 4TH. QTR. 1985 | -34,549 | 14,910 | 7,355 | 22,265 | 15,120 | 15,319 | 30,439 | | |
| 1ST. QTR. 1986 | -16,175 | -7,480 | 7,480 | 0 | 6,670 | 4,909 | 11,579 | | |
| 2ND. QTR. 1986 | -61,273 | 8,550 | 1,867 | 10,417 | 12,700 | 9,668 | 22,368 | | |
| 3RD. QTR. 1986 | -25,574 | 9,811 | 1,510 | 11,321 | 4,591 | 5,168 | 9,759 | | |
| 4TH. QTR. 1986 | 27,098 | -19,780 | 72,820 | 53,040 | 62,150 | 53,912 | 116,062 | | |
| 1ST. QTR. 1987 | -39,823 | 1,000 | 6,110 | 7,110 | 8,930 | 9,310 | 18,240 | | |
| 2ND. QTR. 1987 | -65,104 | 7,160 | 3,887 | 11,047 | 6,130 | 14,626 | 20,756 | | |
| 3RD. QTR. 1987 | -13,057 | 41,770 | 8,572 | 50,342 | 4,060 | 7,499 | 11,559 | | |
| 4TH. QTR. 1987 | 22,145 | 45,200 | 16,280 | 61,480 | -11,883 | 24,547 | 12,664 | | |
| 1ST. QTR. 1988 | -42,299 | 14,340 | 4,797 | 19,137 | 212 | 15,991 | 16,203 | | |
| 2ND. QTR. 1988 | -41,408 | 20,450 | 5,238 | 25,688 | -1,660 | 18,803 | 17,143 | | |
| 3RD. QTR. 1988 | -6,453 | 11,640 | 8,114 | 19,754 | 24,350 | 21,384 | 45,734 | | |
| 4TH. QTR. 1988 | -10,001 | 68,890 | 1,550 | 70,440 | -33,820 | 52,268 | 18,448 | | |
| 1ST. QTR. 1989 | -48,338 | 17,811 | 1,822 | 19,633 | -11,835 | 27,634 | 15,799 | | |
| 2ND. QTR. 1989 | -19,198 | 13,786 | 3,219 | 17,005 | 4,694 | 23,299 | 27,993 | | |
| 3RD. QTR. 1989 | 94,765 | -45,200 | 8,839 | -36,361 | 42,566 | 12,053 | 54,619 | | |
| 4TH. QTR. 1989 | -46,002 | 35,922 | 7,654 | 43,576 | 60,583 | 25,220 | 85,803 | | |
| 1ST. QTR. 1990 | 19,820 | -1,833 | 3,723 | 1,890 | 3,782 | 11,008 | 14,790 | | |
| 2ND. QTR. 1990 | 110,923 | -2,343 | 2,934 | 591 | 33,857 | 23,670 | 57,527 | | |
| 3RD. QTR. 1990 | -48,948 | -2,273 | 5,339 | 3,066 | 36,592 | 10,244 | 46,836 | | |
| 4TH. QTR. 1990 | -81,795 | 28,751 | 7,249 | 36,000 | -1,527 | 23,289 | 21,762 | | |
| 1ST. QTR. 1991 | 223,285 | -1,713 | 3,855 | 2,142 | 174,858 | 25,674 | 200,532 | | |
| 2ND. QTR. 1991 | 205,472 | -526 | 705 | 179 | 221,539 | 26,225 | 247,764 | | |

SOURCE : MINISTRY OF FINANCE .

* : PRELIMINARY .

(٢٦) الإيرادات المحلية للحكومة المركزية

(26) Central Government Domestic Revenues

Thousand JD

الف دينار

| NON TAX REVENUES | | | | | | TAX REVENUES | | | | | المجموع العام GRAND TOTAL | الفترة PERIOD |
|--------------------------------|------------------------------------|--|--------------|-----------------|------------------|---------------------------|------------------------------------|-------------------------------|--|------------------|------------------------------|------------------------|
| ايرادات اخرى OTHER REVENUES | فوائد وارباح INTEREST & PROFITS | برق و بريد وهاتف POST TELGR. & TELPH. | رسوم FEES | رخص LICENSES | المجموع TOTAL | ضرائب اخرى OTHER TAXES | ضريبة الاستهلاك CONSUMPTION TAX | ضرائب جمركية IMPORT DUTIES | ضرائب الدخل والارباح INCOME AND PROFITS TAX | المجموع TOTAL | | |
| 18,331 | 21,173 | 11,978 | 19,541 | 18,902 | 89,925 | 18,202 | 13,210 | 78,031 | 26,779 | 136,222 | 226,147 | 1980 |
| 18,544 | 45,017 | 12,667 | 36,543 | 25,175 | 137,946 | 20,316 | 16,888 | 94,069 | 39,981 | 171,254 | 309,200 | 1981 |
| 25,178 | 53,166 | 20,721 | 37,997 | 24,807 | 161,869 | 22,794 | 24,109 | 109,748 | 43,672 | 200,323 | 362,192 | 1982 |
| 24,101 | 59,496 | 23,374 | 42,042 | 25,753 | 174,766 | 23,923 | 35,301 | 120,569 | 46,017 | 225,810 | 400,576 | 1983 |
| 39,888 | 36,348 | 33,333 | 44,512 | 28,719 | 182,800 | 28,267 | 37,192 | 118,047 | 48,701 | 232,207 | 415,007 | 1984 |
| 41,283 | 43,964 | 38,270 | 42,427 | 28,285 | 194,229 | 28,406 | 45,811 | 117,945 | 54,412 | 246,574 | 440,803 | 1985 |
| 119,836 | 39,726 | 45,595 | 41,277 | 29,970 | 276,404 | 26,440 | 51,611 | 112,003 | 47,930 | 237,984 | 514,388 | 1986 |
| 127,265 | 37,020 | 41,785 | 50,079 | 32,971 | 289,120 | 30,246 | 58,295 | 108,544 | 45,328 | 242,413 | 531,533 | 1987 |
| 123,409 | 27,605 | 50,695 | 50,682 | 36,078 | 288,469 | 33,984 | 61,172 | 117,384 | 43,338 | 255,878 | 544,347 | 1988 |
| 89,548 | 44,654 | 62,652 | 62,350 | 32,276 | 291,480 | 41,156 | 77,524 | 103,860 | 51,382 | 273,922 | 565,402 | 1989 |
| 90,998 | 76,700 | 80,224 | 70,636 | 39,000 | 357,558 | 63,237 | 93,707 | 118,293 | 113,285 | 388,522 | 746,080 | 1990 |
| 6,389 | 2,816 | 9,051 | 10,933 | 8,003 | 37,192 | 10,031 | 14,701 | 30,010 | 9,496 | 64,238 | 101,430 | الربع ٣/ 1985 QTR\3 |
| 21,183 | 21,750 | 11,489 | 11,794 | 8,012 | 74,228 | 6,596 | 11,463 | 27,462 | 9,801 | 55,322 | 129,550 | الربع ٤/ 1985 QTR\4 |
| 8,531 | 1,924 | 10,335 | 10,449 | 8,175 | 39,414 | 5,677 | 10,645 | 28,476 | 20,328 | 65,126 | 104,540 | الربع ١/ 1986 QTR\1 |
| 6,367 | 8,465 | 12,176 | 9,351 | 7,321 | 43,680 | 6,129 | 12,587 | 32,674 | 8,979 | 60,369 | 104,049 | الربع ٢/ 1986 QTR\2 |
| 6,898 | 10,054 | 9,880 | 10,762 | 7,915 | 45,509 | 8,340 | 12,469 | 26,154 | 8,448 | 55,411 | 100,920 | الربع ٣/ 1986 QTR\3 |
| 98,040 | 19,283 | 13,204 | 10,715 | 6,559 | 147,801 | 6,294 | 15,910 | 24,699 | 10,175 | 57,078 | 204,879 | الربع ٤/ 1986 QTR\4 |
| 12,415 | 1,972 | 11,139 | 13,907 | 7,314 | 46,747 | 5,596 | 9,594 | 24,573 | 19,584 | 59,347 | 106,094 | الربع ١/ 1987 QTR\1 |
| 16,317 | 8,047 | 10,605 | 10,817 | 8,072 | 53,858 | 7,354 | 14,280 | 26,813 | 8,518 | 56,965 | 110,823 | الربع ٢/ 1987 QTR\2 |
| 7,540 | 7,764 | 9,918 | 12,214 | 8,351 | 45,787 | 10,776 | 18,215 | 27,600 | 8,219 | 64,810 | 110,597 | الربع ٣/ 1987 QTR\3 |
| 90,993 | 19,237 | 10,123 | 13,141 | 9,234 | 142,728 | 6,520 | 16,206 | 29,558 | 9,007 | 61,291 | 204,019 | الربع ٤/ 1987 QTR\4 |
| 18,899 | 3,627 | 12,504 | 11,851 | 8,639 | 55,520 | 6,609 | 11,871 | 27,685 | 17,725 | 63,890 | 119,410 | الربع ١/ 1988 QTR\1 |
| 23,230 | 3,196 | 12,674 | 10,791 | 8,488 | 58,379 | 6,766 | 19,126 | 29,116 | 8,249 | 63,257 | 121,636 | الربع ٢/ 1988 QTR\2 |
| 19,431 | 5,629 | 13,242 | 12,212 | 9,489 | 60,003 | 10,095 | 17,555 | 29,738 | 7,553 | 64,941 | 124,944 | الربع ٣/ 1988 QTR\3 |
| 61,849 | 15,153 | 12,275 | 15,828 | 9,462 | 114,567 | 10,514 | 12,620 | 30,845 | 9,811 | 63,790 | 178,357 | الربع ٤/ 1988 QTR\4 |
| 13,462 | 3,390 | 11,130 | 14,160 | 7,620 | 49,762 | 7,896 | 11,620 | 24,590 | 23,638 | 67,744 | 117,506 | الربع ١/ 1989 QTR\1 |
| 28,969 | 4,862 | 14,181 | 13,351 | 7,566 | 68,929 | 8,034 | 12,976 | 24,411 | 8,307 | 53,728 | 122,657 | الربع ٢/ 1989 QTR\2 |
| 37,132 | 3,654 | 21,357 | 17,023 | 8,658 | 87,824 | 13,991 | 22,626 | 26,883 | 8,211 | 71,711 | 159,535 | الربع ٣/ 1989 QTR\3 |
| 9,985 | 32,748 | 15,984 | 17,816 | 8,432 | 84,965 | 11,235 | 30,302 | 27,976 | 11,226 | 80,739 | 165,704 | الربع ٤/ 1989 QTR\4 |
| 21,716 | 1,809 | 20,812 | 18,088 | 8,985 | 71,410 | 13,375 | 15,638 | 27,797 | 79,347 | 136,157 | 207,567 | الربع ١/ 1990 QTR\1 |
| 23,421 | 54,886 | 18,616 | 18,453 | 9,559 | 124,935 | 15,770 | 26,239 | 33,423 | 12,315 | 87,747 | 212,682 | الربع ٢/ 1990 QTR\2 |
| 19,427 | -4,133 | 17,974 | 17,588 | 8,732 | 59,588 | 18,125 | 24,326 | 26,996 | 10,598 | 80,045 | 139,633 | الربع ٣/ 1990 QTR\3 |
| 26,434 | 24,138 | 22,822 | 16,507 | 11,724 | 101,625 | 15,967 | 27,504 | 30,077 | 11,025 | 84,573 | 186,198 | الربع ٤/ 1990 QTR\4 |
| 26,318 | 2,702 | 21,056 | 11,825 | 7,046 | 68,947 | 10,971 | 16,749 | 18,301 | 44,209 | 90,230 | 159,177 | الربع ١/ 1991 QTR\1 |
| 46,802 | 21,195 | 22,936 | 21,174 | 10,554 | 122,661 | 15,870 | 22,067 | 23,498 | 19,210 | 80,645 | 203,306 | الربع ٢/ 1991 QTR\2 |

SOURCE : MINISTRY OF FINANCE.

* : PRODUCTION DUTIES (EXCISE) BEFORE 6/11/1988.

** : INCLUDES TAXES ON PROPERTY, ADDITIONAL, DEPARTURES, PROPERTY - SALE, AIR TRAVEL TICKETS, HOTELS & RESTAURANTS SALES, AND CIVIL DEFENSE.

*** : INCLUDES INTEREST OF LOANS REPAID .

**** : PRELIMINARY.

المصدر : وزارة المالية .
* : ضريبة الانتاج المحلي (المكوس) قبل ١٩٨٨/١١/٦ .
** : تتضمن على ضريبة الاملاك والضريبة الاضافية وضريبة المبادرين وضريبة بيع العقار وضريبة تذاكر السفر بالجو ومبيعات الفنادق والمطاعم وضريبة الدفاع المدني .
*** : تشمل فوائد القروض المستردة .
**** : اولية .

(٢٧) الإيرادات الخارجية للحكومة المركزية

(27) External Revenues of Central Government

Thousand JD

الف دينار

| EXTERNAL LOANS | | | | | | | | | | | | المجموع العام | الفترة | | |
|----------------------------|---------|------------|--------------|------------------------------|--------|-----------------|---------|-------------------------------|-----------------------|-------------|--------------------|----------------------------|-----------------------|-------------|--------|
| القروض الخارجية | | | | | | | | | | | | | | | |
| DEVELOPMENT LOANS (PART 2) | | | | | | | | | | | | EXTERNAL LOANS OF (PART 1) | EXTERNAL ASSISTANCE** | GRAND TOTAL | PERIOD |
| (الباب الثاني) | | | | | | | | | | | | | | | |
| اخرى | اليابان | الاردن | السعودية | امريكا / وكالة الامم المتحدة | الكويت | ألمانيا الغربية | المجموع | القروض الخارجية (الباب الاول) | مساعدات خارجية** | المجموع | الفترة | | | | |
| OTHER | JAPAN | ARAB FUND* | SAUDI ARABIA | U.S.A.I.D. | KUWAIT | WEST GERMANY | TOTAL | EXTERNAL LOANS OF (PART 1) | EXTERNAL ASSISTANCE** | GRAND TOTAL | PERIOD | | | | |
| 19,231 | 1,939 | 2,410 | 5,001 | 17,513 | 11,717 | 4,695 | 62,506 | 9,060 | 209,304 | 280,870 | 1980 | | | | |
| 23,142 | 3,675 | 3,955 | 7,036 | 5,147 | 8,389 | 5,689 | 57,033 | 19,352 | 206,312 | 282,697 | 1981 | | | | |
| 25,892 | 5,406 | 1,690 | 2,510 | 6,425 | 3,313 | 2,365 | 47,601 | 17,670 | 199,582 | 264,853 | 1982 | | | | |
| 11,528 | 3,128 | 627 | 9,570 | 8,605 | 15,721 | 1,874 | 51,053 | 25,748 | 197,014 | 273,815 | 1983 | | | | |
| 10,808 | 7,943 | 4,464 | 9,538 | 1,250 | 11,673 | 222 | 45,898 | 76,298 | 106,108 | 228,304 | 1984 | | | | |
| 19,839 | 5,237 | 5,324 | 12,179 | 7,969 | 14,305 | 6,168 | 71,021 | 91,389 | 187,839 | 350,249 | 1985 | | | | |
| 20,086 | 14,479 | 5,720 | 6,036 | 12,110 | 4,767 | 4,838 | 68,036 | 91,732 | 143,707 | 303,475 | 1986 | | | | |
| 21,815 | 8,119 | 1,408 | 9,424 | 9,584 | 3,140 | 6,884 | 60,374 | 2,845 | 127,540 | 190,759 | 1987 | | | | |
| 28,390 | 4,003 | 3,088 | 5,247 | 2,642 | 3,395 | 3,835 | 50,600 | 46,928 | 155,428 | 252,956 | 1988 | | | | |
| 42,919 | 3,993 | 7,305 | 5,422 | 2,120 | 3,326 | 5,239 | 70,324 | 113,890 | 261,724 | 445,938 | 1989 | | | | |
| 26,850 | 11,500 | 6,500 | 4,740 | 2,925 | 3,000 | 2,000 | 57,515 | 83,400 | 162,600 | 303,515 | *** 1990 | | | | |
| 8,177 | 1,597 | 1,028 | 2,693 | 984 | 1,241 | 1,536 | 17,256 | 35,660 | 58,565 | 111,481 | QTR\3 1985 الربع ٣ | | | | |
| 11,662 | 1,058 | 1,844 | 3,731 | 4,294 | 5,871 | 1,979 | 30,439 | 0 | 48,916 | 79,355 | QTR\4 1985 الربع ٤ | | | | |
| 5,385 | 2,065 | 831 | 1,044 | 332 | 816 | 1,106 | 11,579 | 0 | 39,130 | 50,709 | QTR\1 1986 الربع ١ | | | | |
| 8,424 | 7,069 | 294 | 3,052 | 890 | 1,125 | 1,514 | 22,368 | 0 | 6,000 | 28,368 | QTR\2 1986 الربع ٢ | | | | |
| 5,001 | 1,390 | 1,100 | 973 | 0 | 921 | 374 | 9,759 | 0 | 53,253 | 63,012 | QTR\3 1986 الربع ٣ | | | | |
| 1,276 | 3,955 | 3,495 | 967 | 10,888 | 1,905 | 1,844 | 24,330 | 91,732 | 45,324 | 161,386 | QTR\4 1986 الربع ٤ | | | | |
| 3,919 | 5,076 | 525 | 2,802 | 3,783 | 569 | 1,566 | 18,240 | 0 | 26,868 | 45,108 | QTR\1 1987 الربع ١ | | | | |
| 8,855 | 379 | 409 | 3,113 | 1,054 | 1,677 | 2,523 | 18,010 | 2,746 | 7,284 | 28,040 | QTR\2 1987 الربع ٢ | | | | |
| 4,884 | 967 | 155 | 2,671 | 221 | 500 | 2,062 | 11,460 | 99 | 27,384 | 38,943 | QTR\3 1987 الربع ٣ | | | | |
| 4,157 | 1,697 | 319 | 838 | 4,526 | 394 | 733 | 12,664 | 0 | 66,004 | 78,668 | QTR\4 1987 الربع ٤ | | | | |
| 11,171 | 694 | 1,038 | 837 | 1,230 | 378 | 855 | 16,203 | 0 | 15,397 | 31,600 | QTR\1 1988 الربع ١ | | | | |
| 8,112 | 2,942 | 1,529 | 2,266 | 981 | 395 | 918 | 17,143 | 0 | 30,332 | 47,475 | QTR\2 1988 الربع ٢ | | | | |
| 6,420 | 50 | 472 | 811 | 0 | 320 | 666 | 8,739 | 36,995 | 39,504 | 85,238 | QTR\3 1988 الربع ٣ | | | | |
| 2,687 | 317 | 49 | 1,333 | 431 | 2,302 | 1,396 | 8,515 | 9,933 | 70,195 | 88,643 | QTR\4 1988 الربع ٤ | | | | |
| 11,018 | 0 | 2,231 | 480 | 1,785 | 73 | 0 | 15,587 | 212 | 19,852 | 35,651 | QTR\1 1989 الربع ١ | | | | |
| 15,566 | 0 | 3,286 | 1,300 | 0 | 75 | 2,442 | 22,669 | 5,324 | 51,740 | 79,733 | QTR\2 1989 الربع ٢ | | | | |
| 828 | 0 | 1,016 | 465 | 335 | 61 | 935 | 3,640 | 50,664 | 179,856 | 234,160 | QTR\3 1989 الربع ٣ | | | | |
| 15,507 | 3,993 | 772 | 3,177 | 0 | 3,117 | 1,862 | 28,428 | 57,690 | 10,276 | 96,394 | QTR\4 1989 الربع ٤ | | | | |
| 9,639 | 28 | 735 | 1,663 | 534 | 603 | 691 | 13,893 | 897 | 12,195 | 26,985 | *** 1990 الربع ١ | | | | |
| 2,718 | 1,373 | 607 | 1,787 | 1,751 | 303 | 276 | 8,815 | 48,712 | 125,527 | 183,054 | QTR\2 1990 الربع ٢ | | | | |
| 5,463 | 3,899 | 188 | 1,290 | 0 | 2,005 | 200 | 13,045 | 33,791 | 15,284 | 62,120 | QTR\3 1990 الربع ٣ | | | | |
| 9,030 | 6,200 | 4,970 | 0 | 640 | 89 | 833 | 21,762 | 0 | 9,594 | 31,356 | QTR\4 1990 الربع ٤ | | | | |
| 7,767 | 92,479 | 586 | 568 | 0 | 0 | 338 | 101,738 | 98,794 | 86,067 | 286,599 | *** 1991 الربع ١ | | | | |
| 8,091 | 212,667 | 7,984 | 1,680 | 0 | 0 | 575 | 230,997 | 16,767 | 716 | 248,480 | QTR\2 1991 الربع ٢ | | | | |

SOURCES : MINISTRY OF FINANCE. : وزارة المالية .
 : MINISTRY OF PLANNING. : وزارة التخطيط .
 : CENTRAL BANK OF JORDAN. : البنك المركزي الاردني .
 * : ARAB FUND FOR ECONOMIC AND SOCIAL DEVELOPMENT. * : الصندوق العربي للاقتصاد والاجتماعي .
 ** : INCLUDES ECONOMIC / TECHNICAL ASSISTANCE AND EXPECTED LOANS & ECONOMIC / TECHNICAL ASSISTANCE. ** : تشمل على المساعدات الاقتصادية والمالية والقروض والمساعدات الاقتصادية والعينية المنتظرة .
 *** : PRELIMINARY. *** : اوليائية .

★
 النفقات العامة للحكومة المركزية
 (28) Central Government Expenditures
 ★

Thousand JD

الف دينار

| TYPE OF EXPENDITURES | ** 1991 | | ** 1990 | | ** 1990 | 1989 | 1988 | 1987 | 1986 | انواع النفقات |
|---|--------------|-------------|--------------|--------------|----------|----------|----------|---------|---------|-----------------------------|
| | الربع الثاني | الربع الاول | الربع الرابع | الربع الثالث | | | | | | |
| | 2ND. QTR. | 1ST. QTR. | 4TH. QTR. | 3RD. QTR. | | | | | | |
| TOTAL | 258,705 | 243,330 | 345,246 | 262,020 | 1121,142 | 1102,318 | 1054,001 | 965,808 | 981,342 | المجموع |
| RECURRING | 200,597 | 186,831 | 238,308 | 210,331 | 845,423 | 749,673 | 669,554 | 602,654 | 570,526 | متكررة |
| CAPITAL | 58,108 | 56,499 | 106,938 | 51,689 | 275,719 | 352,645 | 384,447 | 363,154 | 410,816 | رأسمالية |
| 1- GENERAL ADMINISTRATION | 2,310 | 2,324 | 2,458 | 2,251 | 9,166 | 9,929 | 8,595 | 7,700 | 7,503 | 1- الادارة العامة |
| RECURRING | 2,310 | 2,324 | 2,458 | 2,251 | 9,166 | 9,878 | 8,545 | 7,700 | 7,503 | متكررة |
| CAPITAL | - | - | - | - | - | 51 | 50 | - | - | رأسمالية |
| 2- DEFENCE | 60,244 | 54,620 | 50,693 | 53,444 | 205,000 | 204,000 | 209,927 | 209,000 | 209,000 | 2- الدفاع |
| RECURRING | 60,244 | 54,620 | 50,693 | 53,444 | 205,000 | 204,000 | 209,927 | 209,000 | 209,000 | متكررة |
| CAPITAL | - | - | - | - | - | - | - | - | - | رأسمالية |
| 3- INTERNAL ORDER & SECURITY | 15,115 | 15,135 | 20,366 | 15,572 | 67,017 | 63,329 | 62,345 | 59,802 | 51,665 | 3- الامن والنظام الداخلي |
| RECURRING | 14,034 | 14,364 | 15,957 | 14,018 | 58,435 | 55,664 | 54,226 | 50,339 | 46,969 | متكررة |
| CAPITAL | 1,081 | 771 | 4,409 | 1,554 | 8,582 | 7,665 | 8,119 | 9,463 | 4,696 | رأسمالية |
| 4- INTERNATIONAL AFFAIRS | 2,189 | 1,972 | 2,650 | 1,996 | 8,977 | 10,093 | 7,268 | 7,204 | 6,373 | 4- الشؤون الدولية |
| RECURRING | 2,181 | 1,971 | 2,466 | 1,985 | 8,767 | 8,162 | 6,410 | 5,873 | 5,826 | متكررة |
| CAPITAL | 8 | 1 | 184 | 11 | 210 | 1,931 | 858 | 1,331 | 547 | رأسمالية |
| 5- FINANCE ADMINISTRATION | 106,343 | 102,330 | 167,322 | 117,147 | 512,381 | 497,076 | 436,319 | 356,007 | 383,823 | 5- الادارة المالية |
| RECURRING | 73,055 | 63,488 | 118,776 | 95,316 | 386,137 | 305,275 | 223,796 | 177,252 | 158,150 | متكررة |
| CAPITAL | 33,288 | 38,842 | 48,546 | 21,831 | 126,244 | 191,801 | 212,523 | 178,755 | 225,673 | رأسمالية |
| 6- ECONOMIC DEVELOPMENT SERVICES | 25,696 | 20,368 | 51,054 | 28,889 | 141,204 | 159,256 | 160,566 | 166,639 | 179,607 | 6- خدمات التنمية الاقتصادية |
| RECURRING | 4,649 | 4,711 | 5,459 | 4,563 | 19,144 | 18,596 | 18,644 | 17,845 | 16,680 | متكررة |
| CAPITAL | 21,047 | 15,657 | 45,595 | 24,326 | 122,060 | 140,660 | 141,922 | 148,794 | 162,927 | رأسمالية |
| 7- SOCIAL SERVICES | 38,260 | 37,586 | 37,390 | 33,817 | 137,647 | 121,439 | 126,519 | 115,671 | 105,094 | 7- خدمات اجتماعية |
| RECURRING | 36,308 | 36,839 | 33,074 | 31,077 | 126,291 | 116,397 | 118,019 | 106,325 | 98,642 | متكررة |
| CAPITAL | 1,952 | 747 | 4,316 | 2,740 | 11,356 | 5,042 | 8,500 | 9,346 | 6,452 | رأسمالية |
| 8- CULTURE & INFORMATION SERVICES | 2,936 | 2,695 | 4,843 | 2,887 | 13,583 | 12,776 | 12,770 | 12,919 | 11,569 | 8- خدمات ثقافية وإعلامية |
| RECURRING | 2,544 | 2,626 | 3,741 | 2,572 | 11,448 | 11,226 | 10,117 | 9,394 | 9,150 | متكررة |
| CAPITAL | 392 | 69 | 1,102 | 315 | 2,135 | 1,550 | 2,653 | 3,525 | 2,419 | رأسمالية |
| 9- COMMUNICATION AND TRANSPORT SERVICES | 5,612 | 6,300 | 8,470 | 6,017 | 26,167 | 24,420 | 29,692 | 30,866 | 26,708 | 9- خدمات المواصلات والنقل |
| RECURRING | 5,272 | 5,888 | 5,684 | 5,105 | 21,035 | 20,475 | 19,870 | 18,926 | 18,606 | متكررة |
| CAPITAL | 340 | 412 | 2,786 | 912 | 5,132 | 3,945 | 9,822 | 11,940 | 8,102 | رأسمالية |

SOURCE : MINISTRY OF FINANCE .
 * : INCLUDING SETTLEMENT OF LOANS AND OBLIGATIONS .
 ** : PRELIMINARY .

المصدر : وزارة المالية .
 * : تشمل تسديد القروض والالتزامات .
 ** : أوليوية .

(٢٩) التصنيف الاقتصادي لنفقات الحكومة المركزية

(29) Economic Classification of Government Expenditures

Thousand JD

الف دينار

| CODE | * 1990 | 1989 | 1988 | 1987 | 1986 | 1985 | 1984 | 1983 | التصنيف |
|--|----------|----------|----------|---------|---------|---------|---------|---------|---------------------------------------|
| PUBLIC EXPENDITURES | 1121,142 | 1102,318 | 1054,001 | 965,808 | 981,342 | 805,683 | 720,805 | 705,274 | النفقات العامة |
| A. RECURRING EXPENDITURES (1) | 845,423 | 749,673 | 669,554 | 602,654 | 570,526 | 542,510 | 488,092 | 453,675 | النفقات المتكررة (1) |
| 1. SALARIES, WAGES & ALLOWANCES | 166,709 | 159,018 | 154,807 | 138,882 | 130,555 | 121,410 | 105,010 | 99,533 | ١٠١ الرواتب والحدوات |
| 2. PUBLIC DEBT INTEREST | 175,330 | 137,871 | 102,660 | 75,335 | 58,012 | 51,447 | 40,781 | 31,316 | ٢٠ فوائد الدين العام |
| INTERNAL DEBT INTEREST | 40,130 | 45,503 | 35,292 | 30,200 | 19,969 | 17,271 | 13,404 | 12,732 | فوائد القروض الداخلية |
| EXTERNAL DEBT INTEREST | 135,200 | 92,368 | 67,368 | 45,135 | 38,043 | 34,176 | 27,377 | 18,584 | فوائد القروض الخارجية |
| 3. SUBSIDIES & OTHER TRANSFERS | 63,500 | 27,048 | 17,197 | 8,787 | 9,219 | 36,523 | 50,809 | 37,133 | ٣٠ الدعم وتحويلات أخرى |
| ELECTRICITY AND FUEL SUBSIDY | 0 | 0 | 0 | 0 | 0 | 24,306 | 36,853 | 26,672 | دعم المحروقات والكهرباء |
| EXTRAORDINARY & FOOD SUBSIDY | 60,800 | 23,764 | 3,390 | 2,417 | 2,570 | 4,866 | 5,840 | 8,347 | الطائرة ودعم التموين |
| DISPLACED RELIEF | 1,700 | 1,701 | 3,556 | 2,370 | 2,875 | 3,032 | 3,950 | 2,114 | إغاثة النازحين |
| OTHER | 1,000 | 1,583 | 10,251 | 4,000 | 3,774 | 4,319 | 4,166 | 0 | أخرى |
| 4. TRANSFER EXPENDITURES AND PENSION | 145,687 | 133,190 | 91,708 | 83,886 | 81,506 | 69,508 | 57,074 | 55,410 | ٤٠ النفقات التحويلية والتقاعد |
| SUBSIDIES, COMPENSATIONS AND PENSION | 130,296 | 120,951 | 78,762 | 70,413 | 68,698 | 61,545 | 49,801 | 47,007 | الدعائم والمكافآت والتقاعد والتعويضات |
| CONTRIBUTIONS | 2,022 | 1,614 | 1,645 | 1,611 | 2,011 | 1,988 | 2,121 | 1,910 | المساهمات |
| SOCIAL INSURANCE | 4,236 | 3,905 | 4,233 | 3,836 | 3,014 | 2,406 | 2,561 | 2,289 | الضمان الاجتماعي |
| OTHER | 9,133 | 6,720 | 7,068 | 8,026 | 7,783 | 3,569 | 2,591 | 4,204 | أخرى |
| 5. DEFENCE AND SECURITY | 254,775 | 251,520 | 257,326 | 252,850 | 249,587 | 224,049 | 196,770 | 195,998 | ٥٠ الدفاع والأمن |
| 6. OPERATING EXPENDITURES (GOODS AND SERVICES) | 39,396 | 40,743 | 45,314 | 42,211 | 40,782 | 39,022 | 37,113 | 33,602 | ٦٠ النفقات التشغيلية (سلع وخدمات) |
| RENT | 4,688 | 4,599 | 4,237 | 5,390 | 5,065 | 4,508 | 4,173 | 3,949 | الادبيجات |
| POST, TELEGRAM, WATER AND ELECTRICITY | 5,956 | 6,385 | 6,046 | 5,176 | 5,051 | 4,438 | 3,988 | 5,199 | البرق والبريد والماء والكهرباء |
| SUPPLIES | 9,777 | 9,035 | 8,869 | 9,723 | 8,554 | 8,023 | 9,186 | 10,099 | اللوازم |
| MISCELLANEOUS | 18,975 | 20,724 | 26,162 | 21,922 | 22,112 | 22,053 | 19,766 | 14,355 | متفرقة |
| 7. OTHER EXPENDITURES | 26 | 283 | 542 | 703 | 865 | 551 | 535 | 683 | ٧٠ نفقات أخرى |
| B. CAPITAL EXPENDITURES (2) | 275,719 | 352,645 | 384,447 | 363,154 | 410,816 | 263,173 | 232,713 | 251,599 | ب٠ النفقات الرأسمالية (٢) |
| 1. ORDINARY CAPITAL EXPENDITURES | 98,652 | 122,000 | 144,029 | 108,406 | 169,156 | 57,985 | 53,746 | 42,385 | ١٠ نفقات رأسمالية عادية |
| LAND, BUILDINGS AND CONSTRUCTION | 5,172 | 5,515 | 10,562 | 9,353 | 9,613 | 9,535 | 4,394 | 3,568 | أراضي وأبنية وإنشاءات |
| EQUIPMENT, MACHINES, AND APPARATUSES | 6,020 | 6,732 | 5,280 | 8,179 | 2,171 | 1,575 | 1,232 | 1,540 | آلات ومعدات وأجهزة |
| SETTLEMENT OF LOANS AND OBLIGATIONS | 87,456 | 109,740 | 128,145 | 90,831 | 157,334 | 46,849 | 48,072 | 37,212 | تسديد القروض والتزامات |
| OTHER | 4 | 13 | 42 | 43 | 38 | 26 | 48 | 68 | أخرى |
| 2. DEVELOPMENT CAPITAL EXPENDITURES | 177,067 | 230,645 | 240,418 | 254,748 | 241,660 | 205,188 | 178,967 | 209,214 | ٢٠ نفقات رأسمالية استثمارية |
| SALARIES AND WAGES | 3,565 | 3,038 | 4,190 | 3,800 | 3,626 | 3,230 | 4,231 | 4,298 | رواتب وأجور |
| STUDIES AND RESEARCH | 6,245 | 6,885 | 9,563 | 10,170 | 11,195 | 11,347 | 10,100 | 14,401 | دراسات وأبحاث |
| EQUIP., MACH., APPARATUSES, AND MATERIALS/SUPPLIES | 10,705 | 7,174 | 14,050 | 14,645 | 9,641 | 10,925 | 13,971 | 14,578 | آلات ومعدات وأجهزة ولوازم |
| LAND, BUILDINGS AND CONSTRUCTION | 103,443 | 164,308 | 157,208 | 170,370 | 158,680 | 131,369 | 116,164 | 134,045 | أراضي وأبنية وإنشاءات |
| INVESTMENTS AND LOANS | 32,473 | 44,655 | 50,611 | 49,268 | 53,877 | 45,397 | 32,094 | 38,028 | قروض واستثمارات |
| OTHER | 20,636 | 4,585 | 4,796 | 6,495 | 4,641 | 2,920 | 2,407 | 3,864 | أخرى |

SOURCE : MINISTRY OF FINANCE.

NOTE (1): DATA FOR THE YEARS (1983-1989) HAS BEEN RECLASSIFIED TO COMMENSURATE WITH THE YEAR 1991 BUDGET CLASSIFICATION.

(2): INCLUDING SETTLEMENT OF LOANS & OBLIGATIONS.

* : PRELIMINARY.

المصدر : وزارة المالية .
ملاحظة (١) : أعيد تصنيف البيانات للسنوات (١٩٨٣-١٩٨٩) لتتناسب مع تصنيف موازنة عام ١٩٩١ .
(٢) : تشمل تسديد القروض والتزامات أوليوية .

(٣٠) حركة الدين العام الداخلي

(30) Internal Public Debt Flows

Thousand JD

الف دينار

| سندات المؤسسات العامة PUBLIC CORPS. BONDS | | | السندات الحكومية GOVERNMENT BONDS | | | ادوات الخزانة TREASURY BILLS | | | المجموع العام GRAND TOTAL | | | الفترة |
|--|-------|-------------------|--------------------------------------|--------|-------------------|---------------------------------|---------|-------------------|------------------------------|----------|-------------------|--------------------|
| فوائد وجوائز | اصدار | اطفاء | فوائد وجوائز | اصدار | اطفاء | فوائد وجوائز | اصدار | اطفاء | فوائد وجوائز | اصدار | اطفاء | |
| INTEREST & PRIZES | ISSUE | AMORTI- ZATION | INTEREST & PRIZES | ISSUE | AMORTI- ZATION | INTEREST | ISSUE | AMORTI- ZATION | INTEREST & PRIZES | ISSUE | AMORTI- ZATION | |
| 715 | 9,000 | 0 | 4,169 | 10,000 | 5,000 | 2,540 | 254,000 | 246,000 | 7,424 | 566,470 | 519,010 | 1980 |
| 1,375 | 2,150 | 0 | 4,832 | 9,000 | 0 | 3,142 | 284,000 | 275,500 | 9,349 | 613,430 | 579,600 | 1981 |
| 1,456 | 6,000 | 2,000 | 5,209 | 12,000 | 3,000 | 3,791 | 305,000 | 293,000 | 10,456 | 666,845 | 622,345 | 1982 |
| 1,746 | 2,000 | 2,000 | 6,331 | 12,000 | 6,000 | 4,634 | 377,000 | 367,000 | 12,711 | 715,872 | 677,950 | 1983 |
| 1,856 | 0 | 0 | 6,918 | 13,000 | 6,000 | 5,108 | 401,500 | 395,000 | 13,882 | 705,392 | 676,795 | 1984 |
| 1,856 | 0 | 3,000 | 7,753 | 20,000 | 3,000 | 5,428 | 430,000 | 424,000 | 15,037 | 599,455 | 571,730 | 1985 |
| 1,659 | 3,000 | 4,000 | 8,928 | 15,500 | 7,500 | 5,904 | 472,000 | 463,000 | 19,325 | 642,393 | 597,883 | 1986 |
| 1,555 | 0 | 2,000 | 9,617 | 26,000 | 16,500 | 6,420 | 542,000 | 508,000 | 21,730 | 959,188 | 749,723 | 1987 |
| 4,460 | 9,000 | 11,000 | 10,283 | 17,000 | 16,000 | 8,075 | 729,000 | 643,000 | 26,387 | 1451,114 | 1153,709 | 1988 |
| 2,158 | 4,175 | 4,000 | 10,501 | 18,000 | 11,000 | 10,675 | 714,000 | 728,000 | 30,992 | 1106,327 | 1033,132 | 1989 |
| 1,491 | 2,150 | 2,150 | 11,377 | 22,000 | 22,000 | 13,175 | 882,000 | 889,000 | 34,672 | 1007,560 | 965,150 | 1990 |
| 360 | 0 | 0 | 248 | 6,000 | 0 | 1,029 | 0 | 64,000 | 2,270 | 11,000 | 69,000 | 1989 أيلول |
| 0 | 0 | 0 | 887 | 0 | 6,000 | 841 | 71,000 | 69,000 | 2,361 | 76,000 | 80,000 | تشرين اول |
| 75 | 0 | 0 | 1,272 | 6,000 | 0 | 1,015 | 58,000 | 56,000 | 2,995 | 89,000 | 61,000 | تشرين ثاني |
| 287 | 4,175 | 4,000 | 2,444 | 0 | 0 | 363 | 95,000 | 66,000 | 5,679 | 105,175 | 96,000 | كانون اول |
| 0 | 0 | 0 | 427 | 0 | 0 | 725 | 50,000 | 71,000 | 1,369 | 50,000 | 71,000 | 1990 كانون ثاني |
| 0 | 0 | 0 | 3 | 0 | 0 | 870 | 60,000 | 58,000 | 1,069 | 60,000 | 61,000 | شباط |
| 360 | 0 | 0 | 519 | 4,000 | 0 | 2,100 | 140,000 | 145,000 | 3,196 | 180,410 | 149,000 | اذار |
| 0 | 0 | 0 | 657 | 0 | 0 | 975 | 65,000 | 60,000 | 3,107 | 75,000 | 60,000 | نيسان |
| 75 | 2,150 | 2,150 | 1,544 | 0 | 0 | 1,050 | 70,000 | 70,000 | 3,392 | 76,150 | 75,150 | ايار |
| 298 | 0 | 0 | 2,447 | 6,000 | 6,000 | 1,050 | 70,000 | 70,000 | 4,638 | 81,000 | 80,000 | حزيران |
| 2 | 0 | 0 | 427 | 0 | 0 | 1,050 | 70,000 | 65,000 | 2,202 | 84,000 | 68,000 | تموز |
| 0 | 0 | 0 | 11 | 0 | 0 | 1,050 | 70,000 | 70,000 | 1,911 | 75,000 | 74,000 | آب |
| 360 | 0 | 0 | 689 | 0 | 0 | 1,050 | 70,000 | 70,000 | 2,815 | 74,000 | 73,000 | أيلول |
| 0 | 0 | 0 | 665 | 0 | 0 | 1,080 | 72,000 | 70,000 | 2,595 | 84,000 | 74,000 | تشرين اول |
| 97 | 0 | 0 | 1,541 | 3,000 | 8,000 | 1,080 | 72,000 | 70,000 | 3,687 | 81,000 | 81,000 | تشرين ثاني |
| 299 | 0 | 0 | 2,447 | 9,000 | 8,000 | 1,095 | 73,000 | 70,000 | 4,691 | 87,000 | 99,000 | كانون اول |
| 1 | 0 | 0 | 444 | 0 | 0 | 1,080 | 72,000 | 72,000 | 1,742 | 72,000 | 79,000 | 1991 كانون ثاني |
| 0 | 0 | 0 | 2,006 | 0 | 0 | 1,110 | 74,000 | 72,000 | 3,312 | 74,000 | 72,000 | شباط |
| 360 | 0 | 0 | 691 | 0 | 0 | 1,125 | 75,000 | 73,000 | 2,393 | 75,000 | 73,000 | اذار |
| 0 | 0 | 0 | 664 | 8,000 | 0 | 1,065 | 71,000 | 72,000 | 1,939 | 81,100 | 75,000 | نيسان |
| 96 | 0 | 0 | 1,314 | 10,000 | 6,000 | 1,125 | 75,000 | 74,000 | 2,752 | 85,000 | 83,000 | ايار |
| 300 | 0 | 0 | 2,529 | 0 | 0 | 1,175 | 81,000 | 75,000 | 4,088 | 90,500 | 80,000 | حزيران |
| 630 | 0 | 0 | 454 | 0 | 0 | 1,073 | 74,000 | 71,000 | 2,157 | 74,000 | 73,000 | تموز |
| 0 | 0 | 0 | 7 | 10,000 | 0 | 1,059 | 73,000 | 75,000 | 1,066 | 87,000 | 81,000 | آب |
| 360 | 6,000 | 0 | 693 | 0 | 0 | 1,247 | 86,000 | 81,000 | 2,300 | 92,000 | 86,000 | أيلول |

المصدر : البنك المركزي الاردني .
* استنادا الى المادة رقم (٤٩) من قانون
البنك المركزي الاردني رقم (٢٣) لعام ١٩٧١ .
** تتضمن على سلفة للحكومة مقابل سحب الشريحة
الاحتياطية لدى صندوق النقد الدولي .
*** استوفيت الفائدة المستحقه عن الفترة
١٩٨٩/٣/٢٠ - ١٩٨٩/١٢/٣١ دفعة واحدة في
نهاية العام .

(٣٠) حركة الدين العام الداخلي (تابع)

(30) Internal Public Debt Flows (Con.)

Thousand JD

الف دينار

| PERIOD | سلف البنك المركزي للحكومة C.B.J ADVANCES TO GOVERNMENT | | | | | | | | سندات الخزينة TREASURY BONDS | | | | |
|--------|---|--------------|--------------------------|--------------|----------------------------------|--------------------------|--------------|--------------------------|---------------------------------|-------------------|----------------|----------------------------|--|
| | المجموع TOTAL | | ارباح PROFITS | | استثنائية ** EXTRAORDINARY ** | | | عادية * ORDINARY * | | فوائد INTEREST | اصدار ISSUE | اطفاء AMORTI- ZATION | |
| | ممنوع SYNTI- CATED | مددد PAID | ممنوع SYNTI- CATED | مددد PAID | فوائد INTEREST | ممنوع SYNTI- CATED | مددد PAID | ممنوع SYNTI- CATED | مددد PAID | | | | |
| 1980 | 293,470 | 268,010 | 20,000 | 20,000 | 0 | 0 | 0 | 273,470 | 248,010 | 0 | 0 | 0 | |
| 1981 | 318,280 | 304,100 | 38,000 | 38,000 | 0 | 0 | 0 | 280,280 | 266,100 | 0 | 0 | 0 | |
| 1982 | 343,845 | 324,345 | 54,000 | 54,000 | 0 | 5,000 | 5,000 | 284,845 | 265,345 | 0 | 0 | 0 | |
| 1983 | 324,872 | 302,950 | 46,000 | 46,000 | 0 | 12,422 | 6,000 | 266,450 | 250,950 | 0 | 0 | 0 | |
| 1984 | 290,892 | 275,795 | 36,000 | 36,000 | 0 | 2,847 | 0 | 252,045 | 239,795 | 0 | 0 | 0 | |
| 1985 | 149,455 | 141,730 | 15,000 | 15,000 | 0 | 16,000 | 16,000 | 118,455 | 110,730 | 0 | 0 | 0 | |
| 1986 | 127,893 | 123,383 | 15,000 | 15,000 | 0 | 108,383 | 108,383 | 4,510 | 0 | 2,834 | 24,000 | 0 | |
| 1987 | 351,188 | 223,223 | 13,000 | 13,000 | 0 | 316,173 | 210,173 | 22,015 | 50 | 4,138 | 40,000 | 0 | |
| 1988 | 661,114 | 459,709 | 0 | 0 | 0 | 654,810 | 459,674 | 6,304 | 35 | 3,569 | 35,000 | 24,000 | |
| 1989 | 323,152 | 250,132 | 20,000 | 20,000 | 1,826 | 303,152 | 214,288 | 0 | 15,844 | 5,832 | 47,000 | 40,000 | |
| 1990 | 53,410 | 17,000 | 17,000 | 17,000 | 2,555 | 0 | 0 | 36,410 | 0 | 6,074 | 48,000 | 35,000 | |
| 1989 | | | | | | | | | | | | | |
| SEP. | 0 | 0 | 0 | 0 | 0 | 0 | 0 | 0 | 0 | 633 | 5,000 | 5,000 | |
| OCT. | 0 | 0 | 0 | 0 | 0 | 0 | 0 | 0 | 0 | 633 | 5,000 | 5,000 | |
| NOV. | 20,000 | 0 | 20,000 | 0 | 0 | 0 | 0 | 0 | 0 | 633 | 5,000 | 5,000 | |
| DEC. | 0 | 20,000 | 0 | 20,000 | 1,826 | 0 | 0 | 0 | 0 | 759 | 6,000 | 6,000 | |
| 1990 | | | | | | | | | | | | | |
| JAN. | 0 | 0 | 0 | 0 | 217 | 0 | 0 | 0 | 0 | 0 | 0 | 0 | |
| FEB. | 0 | 0 | 0 | 0 | 196 | 0 | 0 | 0 | 0 | 0 | 0 | 3,000 | |
| MAR. | 36,410 | 0 | 0 | 0 | 217 | 0 | 0 | 36,410 | 0 | 0 | 0 | 4,000 | |
| APR. | 0 | 0 | 0 | 0 | 210 | 0 | 0 | 0 | 0 | 1,265 | 10,000 | 0 | |
| MAY | 0 | 0 | 0 | 0 | 217 | 0 | 0 | 0 | 0 | 506 | 4,000 | 3,000 | |
| JUNE | 0 | 0 | 0 | 0 | 210 | 0 | 0 | 0 | 0 | 633 | 5,000 | 4,000 | |
| JULY | 10,000 | 0 | 10,000 | 0 | 217 | 0 | 0 | 0 | 0 | 506 | 4,000 | 3,000 | |
| AUG. | 0 | 0 | 0 | 0 | 217 | 0 | 0 | 0 | 0 | 633 | 5,000 | 4,000 | |
| SEP. | 0 | 0 | 0 | 0 | 210 | 0 | 0 | 0 | 0 | 506 | 4,000 | 3,000 | |
| OCT. | 7,000 | 0 | 7,000 | 0 | 217 | 0 | 0 | 0 | 0 | 633 | 5,000 | 4,000 | |
| NOV. | 0 | 0 | 0 | 0 | 210 | 0 | 0 | 0 | 0 | 759 | 6,000 | 3,000 | |
| DEC. | 0 | 17,000 | 0 | 17,000 | 217 | 0 | 0 | 0 | 0 | 633 | 5,000 | 4,000 | |
| 1991 | | | | | | | | | | | | | |
| JAN. | 0 | 0 | 0 | 0 | 217 | 0 | 0 | 0 | 0 | 0 | 0 | 7,000 | |
| FEB. | 0 | 0 | 0 | 0 | 196 | 0 | 0 | 0 | 0 | 0 | 0 | 0 | |
| MAR. | 0 | 0 | 0 | 0 | 217 | 0 | 0 | 0 | 0 | 0 | 0 | 0 | |
| APR. | 2,100 | 0 | 0 | 0 | 210 | 0 | 0 | 2,100 | 0 | 0 | 0 | 3,000 | |
| MAY | 0 | 0 | 0 | 0 | 217 | 0 | 0 | 0 | 0 | 0 | 0 | 3,000 | |
| JUNE | 9,500 | 0 | 9,500 | 0 | 84 | 0 | 0 | 0 | 0 | 0 | 0 | 5,000 | |
| JULY | 0 | 0 | 0 | 0 | 0 | 0 | 0 | 0 | 0 | 0 | 0 | 2,000 | |
| AUG. | 4,000 | 0 | 4,000 | 0 | 0 | 0 | 0 | 0 | 0 | 0 | 0 | 6,000 | |
| SEP. | 0 | 0 | 0 | 0 | 0 | 0 | 0 | 0 | 0 | 0 | 0 | 5,000 | |

SOURCE : CENTRAL BANK OF JORDAN .

* : IN ACCORDANCE WITH ARTICLE NO.49 OF THE C.B.J. LAW, NO. 23,1971 .

** : INCLUDING ADVANCE TO GOVT. AGAINST THE DRAWING OF TRANCHE RESERVE WITH THE IMF.

*** : INTERESTS DUE DURING THE PERIOD MARCH 30-DEC.31, 1989 WERE SETTLED AT THE END OF THE YEAR.

(٣١) الرصيد القائم للدين العام الداخلي

(31) Internal Public Debt Outstanding Balances

الف دينار

Thousand JD

| السندات الحكومية GOVERNMENT BONDS | | | | ادونات الخريفة TREASURY BILLS | | | | المجموع العام GRAND TOTAL | | | | الفترة |
|--------------------------------------|------------------------------------|---------------------------------|---------------------------|----------------------------------|------------------------------------|---------------------------------|---------------------------|------------------------------|------------------------------------|---------------------------------|---------------------------|------------------|
| مجموع | مصادر غير بنكية NONBANK SOURCES | بنوك تجارية COMMERCIAL BANKS | بنك مركزي CENTRAL BANK | مجموع | مصادر غير بنكية NONBANK SOURCES | بنوك تجارية COMMERCIAL BANKS | بنك مركزي CENTRAL BANK | مجموع | مصادر غير بنكية NONBANK SOURCES | بنوك تجارية COMMERCIAL BANKS | بنك مركزي CENTRAL BANK | |
| TOTAL | NONBANK SOURCES | COMMERCIAL BANKS | CENTRAL BANK | TOTAL | NONBANK SOURCES | COMMERCIAL BANKS | CENTRAL BANK | TOTAL | NONBANK SOURCES | COMMERCIAL BANKS | CENTRAL BANK | |
| 61,000 | 29,174 | 14,421 | 17,405 | 66,000 | 3,105 | 31,400 | 31,495 | 197,820 | 32,328 | 55,059 | 110,433 | ١٩٨٠ |
| 70,000 | 29,691 | 17,679 | 22,630 | 74,500 | 540 | 32,520 | 41,440 | 231,650 | 30,975 | 71,559 | 129,116 | ١٩٨١ |
| 79,000 | 28,516 | 17,036 | 33,448 | 86,500 | 855 | 35,015 | 50,630 | 276,150 | 30,984 | 71,944 | 173,222 | ١٩٨٢ |
| 85,000 | 31,037 | 19,644 | 34,319 | 96,500 | 185 | 63,470 | 32,845 | 314,072 | 33,267 | 101,364 | 179,441 | ١٩٨٣ |
| 92,000 | 43,067 | 28,110 | 20,823 | 103,000 | 305 | 102,695 | 0 | 342,669 | 45,415 | 146,895 | 150,359 | ١٩٨٤ |
| 109,000 | 58,414 | 39,699 | 10,887 | 109,000 | 985 | 108,015 | 0 | 370,394 | 61,662 | 162,542 | 146,190 | ١٩٨٥ |
| 117,000 | 41,527 | 51,306 | 24,167 | 118,000 | 2,100 | 110,780 | 5,120 | 414,904 | 46,034 | 205,268 | 163,602 | ١٩٨٦ |
| 126,500 | 43,026 | 59,742 | 23,732 | 152,000 | 5,045 | 144,455 | 2,500 | 624,369 | 52,286 | 283,872 | 288,211 | ١٩٨٧ |
| 127,500 | 43,742 | 59,107 | 24,651 | 238,000 | 2,580 | 148,605 | 86,815 | 921,774 | 53,538 | 274,723 | 593,513 | ١٩٨٨ |
| 134,500 | 44,423 | 57,163 | 32,914 | 224,000 | 1,025 | 170,945 | 52,030 | 994,969 | 56,053 | 311,763 | 627,153 | ١٩٨٩ |
| 134,500 | 66,634 | 54,804 | 13,062 | 217,000 | 500 | 197,750 | 18,750 | 1,037,379 | 77,523 | 337,780 | 622,076 | ١٩٩٠ |
| 134,500 | 65,619 | 56,787 | 12,094 | 191,000 | 440 | 175,050 | 15,510 | 961,794 | 74,594 | 317,928 | 569,272 | ١٩٨٩ ١ ايلول |
| 128,500 | 61,915 | 55,013 | 11,572 | 193,000 | 920 | 176,775 | 15,305 | 957,794 | 71,370 | 316,629 | 569,795 | تشرين ١/ |
| 134,500 | 44,180 | 57,163 | 33,157 | 195,000 | 920 | 169,625 | 24,455 | 985,794 | 53,635 | 311,629 | 620,530 | تشرين ٢/ |
| 134,500 | 44,423 | 57,163 | 32,914 | 224,000 | 1,025 | 170,945 | 52,030 | 994,969 | 56,053 | 311,763 | 627,153 | كانون ١/ |
| 134,500 | 44,135 | 57,697 | 32,668 | 203,000 | 765 | 189,895 | 12,340 | 973,969 | 55,437 | 334,807 | 583,725 | ١٩٩٠ كانون ٢/ |
| 134,500 | 44,021 | 57,697 | 32,782 | 205,000 | 765 | 178,015 | 26,220 | 972,969 | 55,318 | 320,057 | 597,594 | شباط |
| 138,500 | 45,140 | 59,817 | 33,543 | 200,000 | 735 | 177,335 | 21,930 | 1,004,379 | 55,803 | 318,097 | 630,479 | اذار |
| 138,500 | 45,241 | 59,817 | 33,442 | 205,000 | 735 | 176,865 | 27,400 | 1,019,379 | 55,901 | 325,677 | 637,801 | نيسان |
| 138,500 | 45,045 | 59,817 | 33,638 | 205,000 | 735 | 179,990 | 24,275 | 1,020,379 | 57,199 | 328,583 | 634,597 | ايار |
| 138,500 | 68,138 | 59,262 | 11,100 | 205,000 | 750 | 189,430 | 14,820 | 1,021,379 | 80,306 | 339,028 | 602,045 | حزيران |
| 138,500 | 67,376 | 59,262 | 11,862 | 210,000 | 1,000 | 201,265 | 7,735 | 1,037,379 | 79,664 | 351,363 | 606,352 | تموز |
| 138,500 | 67,278 | 59,262 | 11,960 | 210,000 | 1,050 | 149,855 | 59,095 | 1,038,379 | 79,654 | 288,153 | 670,572 | آب |
| 138,500 | 65,025 | 60,765 | 12,710 | 210,000 | 1,050 | 185,940 | 23,010 | 1,039,379 | 76,919 | 323,221 | 639,239 | ايلول |
| 138,500 | 64,932 | 60,765 | 12,803 | 212,000 | 1,250 | 210,075 | 675 | 1,049,379 | 77,021 | 351,356 | 621,002 | تشرين ١/ |
| 133,500 | 61,664 | 57,483 | 14,353 | 214,000 | 500 | 211,370 | 2,130 | 1,049,379 | 72,553 | 356,879 | 619,947 | تشرين ٢/ |
| 134,500 | 66,634 | 54,804 | 13,062 | 217,000 | 500 | 197,750 | 18,750 | 1,037,379 | 77,523 | 337,780 | 622,076 | كانون ١/ |
| 134,500 | 66,361 | 54,804 | 13,335 | 217,000 | 0 | 151,100 | 65,900 | 1,030,379 | 76,549 | 273,330 | 680,500 | ١٩٩١ كانون ٢/ |
| 134,500 | 66,451 | 54,804 | 13,245 | 219,000 | 0 | 164,795 | 54,205 | 1,032,379 | 76,639 | 281,275 | 674,465 | شباط |
| 134,500 | 66,409 | 54,804 | 13,287 | 221,000 | 0 | 208,635 | 12,365 | 1,034,379 | 76,597 | 340,205 | 617,577 | اذار |
| 142,500 | 76,345 | 56,584 | 9,571 | 220,000 | 0 | 220,000 | 0 | 1,040,479 | 86,554 | 367,390 | 586,535 | نيسان |
| 146,500 | 82,572 | 56,682 | 7,246 | 221,000 | 2,000 | 219,000 | 0 | 1,042,479 | 94,881 | 365,488 | 582,110 | ايار |
| 146,500 | 82,635 | 56,682 | 7,183 | 227,000 | 9,980 | 188,000 | 29,020 | 1,052,979 | 102,924 | 329,488 | 620,567 | حزيران |
| 146,500 | 82,412 | 56,882 | 7,206 | 230,000 | 25,320 | 181,095 | 23,585 | 1,054,219 | 117,840 | 320,983 | 615,396 | تموز |
| 156,500 | 88,919 | 57,824 | 9,757 | 228,000 | 44,950 | 162,080 | 20,970 | 1,060,219 | 143,974 | 296,910 | 619,335 | آب |
| 156,500 | 87,904 | 57,824 | 10,772 | 233,000 | 40,410 | 174,620 | 17,970 | 1,066,219 | 141,609 | 305,193 | 619,417 | ايلول |

المصدر : البنك المركزي الأردني .
* : استنادا الى المادة رقم (٤٩) من قانون البنك المركزي الأردني رقم (٢٣) لعام ١٩٧١ .

(٣١) الرصيد القائم للدين العام الداخلي (تابع)

(31) Internal Public Debt Outstanding Balances (Con.)

الف دينار

Thousand JD

| PERIOD | سلف البنك المركزي للحكومة C.B.J. ADVANCES TO THE GOVERNMENT | | | | | سندات الخريصة TREASURY BONDS | | | | سندات المؤسسات العامة PUBLIC CORPS. BONDS | | | |
|-----------|--|----------------|----------------|------------|---------|---------------------------------|-------------------|--------------|--------|--|-------------------|--------------|--------|
| | مجموع | شريحة احتياطيه | ارباح | استثنائية | * عادية | مجموع | مصادر | بنوك | بنك | مجموع | مصادر | بنوك | بنك |
| | | | | | | | غير بنكيه | تجاريه | مركزي | | بنكيه | تجاريه | مركزي |
| TOTAL | TRANCHE RESERVE | PROFITS | EXTRA-ORDINARY | * ORDINARY | TOTAL | NONBANK SOURCES | COMMER-CIAL BANKS | CENTRAL BANK | TOTAL | NONBANK SOURCES | COMMER-CIAL BANKS | CENTRAL BANK | |
| 1980 | 50,820 | 0 | 0 | 0 | 50,820 | 0 | 0 | 0 | 0 | 20,000 | 49 | 9,238 | 10,713 |
| 1981 | 65,000 | 0 | 0 | 0 | 65,000 | 0 | 0 | 0 | 0 | 22,150 | 744 | 21,360 | 46 |
| 1982 | 84,500 | 0 | 0 | 0 | 84,500 | 0 | 0 | 0 | 0 | 26,150 | 1,613 | 19,893 | 4,644 |
| 1983 | 106,422 | 6,422 | 0 | 0 | 100,000 | 0 | 0 | 0 | 0 | 26,150 | 2,045 | 18,250 | 5,855 |
| 1984 | 121,519 | 9,269 | 0 | 0 | 112,250 | 0 | 0 | 0 | 0 | 26,150 | 2,043 | 16,090 | 8,017 |
| 1985 | 129,244 | 9,269 | 0 | 0 | 119,975 | 0 | 0 | 0 | 0 | 23,150 | 2,263 | 14,828 | 6,059 |
| 1986 | 133,754 | 9,269 | 0 | 0 | 124,485 | 24,000 | 0 | 23,700 | 300 | 22,150 | 2,407 | 19,482 | 261 |
| 1987 | 261,719 | 9,269 | 0 | 106,000 | 146,450 | 64,000 | 1,810 | 62,190 | 0 | 20,150 | 2,405 | 17,485 | 260 |
| 1988 | 463,124 | 9,269 | 0 | 301,136 | 152,719 | 75,000 | 4,100 | 57,440 | 13,460 | 18,150 | 3,116 | 9,571 | 5,463 |
| 1989 | 536,144 | 9,269 | 0 | 390,000 | 136,875 | 82,000 | 1,050 | 75,310 | 5,640 | 18,325 | 9,555 | 8,345 | 425 |
| 1990 | 572,554 | 9,269 | 0 | 390,000 | 173,285 | 95,000 | 0 | 77,620 | 17,380 | 18,325 | 10,389 | 7,606 | 330 |
| SEP. 1989 | 536,144 | 9,269 | 0 | 390,000 | 136,875 | 82,000 | 1,050 | 76,520 | 4,430 | 18,150 | 7,485 | 9,571 | 1,094 |
| OCT. | 536,144 | 9,269 | 0 | 390,000 | 136,875 | 82,000 | 1,050 | 75,270 | 5,680 | 18,150 | 7,485 | 9,571 | 1,094 |
| NOV. | 556,144 | 9,269 | 20,000 | 390,000 | 136,875 | 82,000 | 1,050 | 75,270 | 5,680 | 18,150 | 7,485 | 9,571 | 1,094 |
| DEC. | 536,144 | 9,269 | 0 | 390,000 | 136,875 | 82,000 | 1,050 | 75,310 | 5,640 | 18,325 | 9,555 | 8,345 | 425 |
| JAN. 1990 | 536,144 | 9,269 | 0 | 390,000 | 136,875 | 82,000 | 1,050 | 78,870 | 2,080 | 18,325 | 9,487 | 8,345 | 493 |
| FEB. | 536,144 | 9,269 | 0 | 390,000 | 136,875 | 79,000 | 1,050 | 76,000 | 1,950 | 18,325 | 9,482 | 8,345 | 498 |
| MAR. | 572,554 | 9,269 | 0 | 390,000 | 173,285 | 75,000 | 450 | 72,600 | 1,950 | 18,325 | 9,478 | 8,345 | 502 |
| APR. | 572,554 | 9,269 | 0 | 390,000 | 173,285 | 85,000 | 450 | 80,650 | 3,900 | 18,325 | 9,475 | 8,345 | 505 |
| MAY | 572,554 | 9,269 | 0 | 390,000 | 173,285 | 86,000 | 450 | 81,650 | 3,900 | 18,325 | 10,969 | 7,126 | 230 |
| JUNE | 572,554 | 9,269 | 0 | 390,000 | 173,285 | 87,000 | 450 | 83,210 | 3,340 | 18,325 | 10,968 | 7,126 | 231 |
| JULY | 582,554 | 9,269 | 10,000 | 390,000 | 173,285 | 88,000 | 450 | 83,710 | 3,840 | 18,325 | 10,838 | 7,126 | 361 |
| AUG. | 582,554 | 9,269 | 10,000 | 390,000 | 173,285 | 89,000 | 450 | 71,910 | 16,640 | 18,325 | 10,876 | 7,126 | 323 |
| SEP. | 582,554 | 9,269 | 10,000 | 390,000 | 173,285 | 90,000 | 450 | 68,910 | 20,640 | 18,325 | 10,394 | 7,606 | 325 |
| OCT. | 589,554 | 9,269 | 17,000 | 390,000 | 173,285 | 91,000 | 450 | 72,910 | 17,640 | 18,325 | 10,389 | 7,606 | 330 |
| NOV. | 589,554 | 9,269 | 17,000 | 390,000 | 173,285 | 94,000 | 0 | 80,420 | 13,580 | 18,325 | 10,389 | 7,606 | 330 |
| DEC. | 572,554 | 9,269 | 0 | 390,000 | 173,285 | 95,000 | 0 | 77,620 | 17,380 | 18,325 | 10,389 | 7,606 | 330 |
| JAN. 1991 | 572,554 | 9,269 | 0 | 390,000 | 173,285 | 88,000 | 0 | 59,620 | 28,380 | 18,325 | 10,188 | 7,806 | 331 |
| FEB. | 572,554 | 9,269 | 0 | 390,000 | 173,285 | 88,000 | 0 | 53,870 | 34,130 | 18,325 | 10,188 | 7,806 | 331 |
| MAR. | 572,554 | 9,269 | 0 | 390,000 | 173,285 | 88,000 | 0 | 68,960 | 19,040 | 18,325 | 10,188 | 7,806 | 331 |
| APR. | 574,654 | 9,269 | 0 | 390,000 | 175,385 | 85,000 | 0 | 83,000 | 2,000 | 18,325 | 10,209 | 7,806 | 310 |
| MAY | 574,654 | 9,269 | 0 | 390,000 | 175,385 | 82,000 | 0 | 82,000 | 0 | 18,325 | 10,309 | 7,806 | 210 |
| JUNE | 584,154 | 9,269 | 9,500 | 390,000 | 175,385 | 77,000 | 0 | 77,000 | 0 | 18,325 | 10,309 | 7,806 | 210 |
| JULY | 584,394 | 9,269 | 9,500 | 390,000 | 175,625 | 75,000 | 0 | 75,000 | 0 | 18,325 | 10,108 | 8,006 | 211 |
| AUG. | 588,394 | 9,269 | 13,500 | 390,000 | 175,625 | 69,000 | 0 | 69,000 | 0 | 18,325 | 10,105 | 8,006 | 214 |
| SEP. | 588,394 | 9,269 | 13,500 | 390,000 | 175,625 | 64,000 | 0 | 64,000 | 0 | 24,325 | 13,295 | 8,749 | 2,281 |

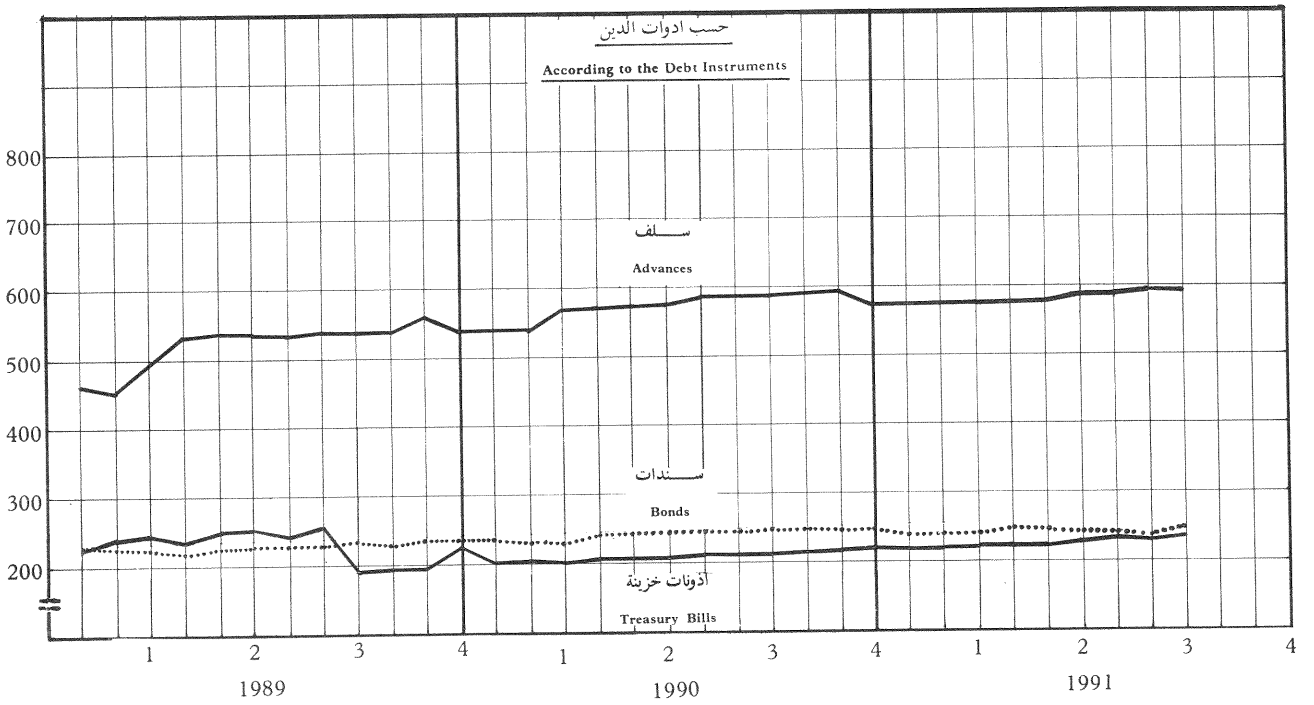
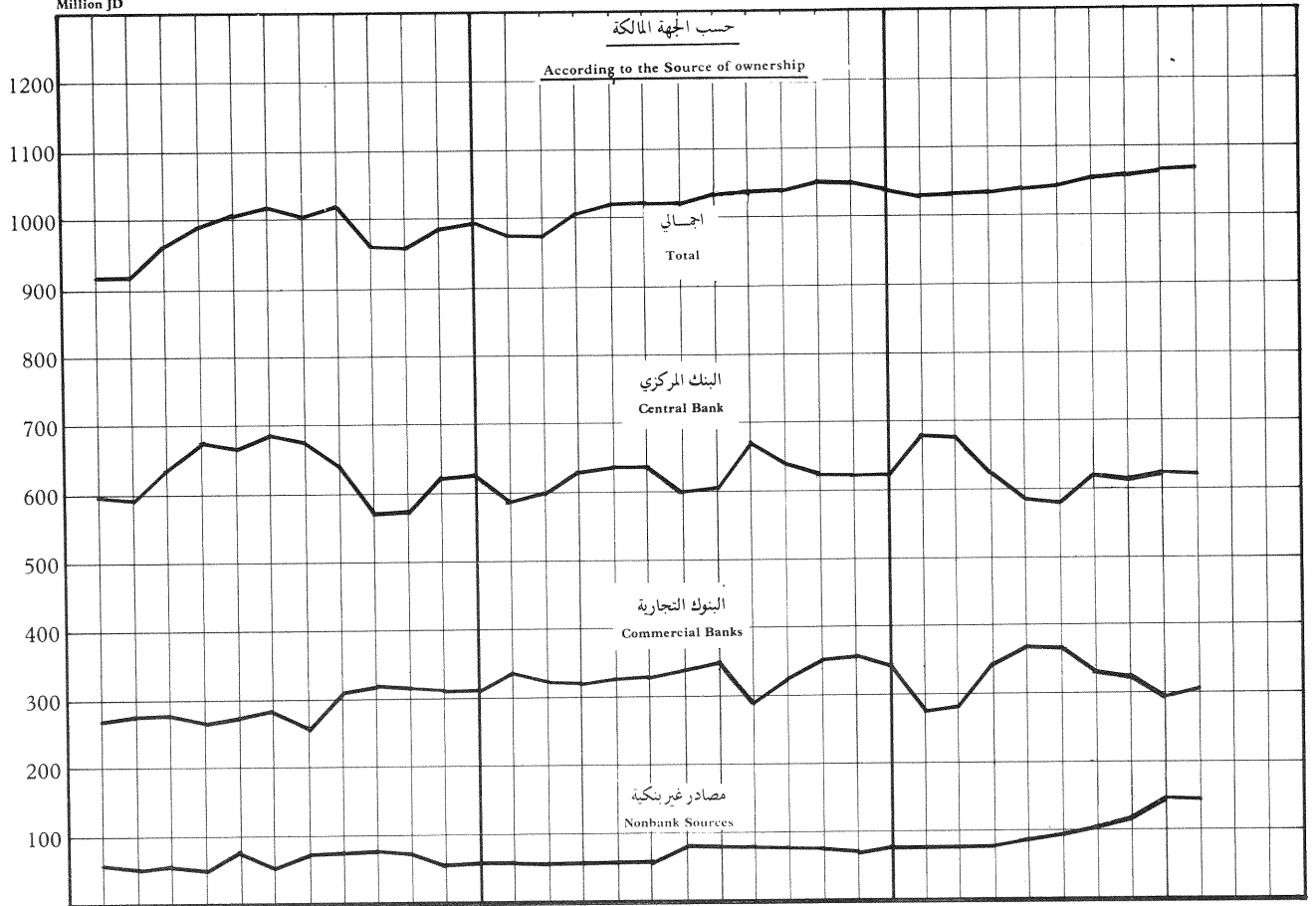
SOURCE : CENTRAL BANK OF JORDAN .
* : IN ACCORDANCE WITH ARTICLE NO.49
OF THE C.B.J. LAW, NO. 23,1971 .

(٧) الدين العام الداخلي

(7) Internal Public Debt

مليون دينار

Million JD



(٣٢) الدين العام الخارجي

(32) External Public Debt

Million JD

مليون دينار

| LENDING SOURCE | OUTSTANDING BALANCE | | | | الرصيد القائم | | الجهة المقرضة |
|---------------------------------|---------------------|--|---|---|---------------|---------|---|
| | 1990 | | | | 1989 | 1988 | |
| | مجموع TOTAL | فوائد مجدولة INTEREST RESCHEDULED | أقساط مجدولة PRINCIPAL RESCHEDULED | قروض غير مجدولة DEBT UNRE- SCHEDULED | | | |
| 1) LONG-TERM LOANS | 5,456.7 | 69.8 | 687.1 | 4,699.8 | 4,835.5 | 3,310.5 | (١) قروض طويلة الاجل |
| A) ARAB GOVERNMENTS | 375.0 | 0.0 | 0.0 | 375.0 | 378.5 | 292.0 | (١) حكومات عربية |
| 1. BILATERAL LOANS | 29.9 | 0.0 | 0.0 | 29.9 | 30.4 | 21.5 | ٠١ القروض الثنائية |
| 2. ARAB FUNDS OF WHICH | 345.1 | 0.0 | 0.0 | 345.1 | 348.1 | 270.5 | ٠٢ الصناديق العربية منها |
| - SAUDI DEVELOPMENT FUND | 120.8 | 0.0 | 0.0 | 120.8 | 125.8 | 94.2 | - الصندوق السعودي للتنمية |
| - IRAQI DEVELOPMENT FUND | 20.7 | 0.0 | 0.0 | 20.7 | 23.7 | 28.7 | - الصندوق العراقي للتنمية |
| - API CORP. | 18.4 | 0.0 | 0.0 | 18.4 | 17.9 | 13.1 | - المؤسسة العربية للاستثمارات البترولية |
| B) INDUSTRIAL COUNTRIES | 2,875.9 | 68.7 | 284.0 | 2,523.2 | 2,361.6 | 1,534.5 | (ب) البلدان الصناعية |
| 1. BILATERAL LOANS OF WHICH | 1,122.9 | 17.9 | 81.2 | 1,023.8 | 843.2 | 546.3 | ٠١ القروض الثنائية منها |
| GERMANY | 278.4 | 5.7 | 24.1 | 248.6 | 208.2 | 133.4 | ألمانيا |
| FRANCE | 28.0 | 1.0 | 3.3 | 23.7 | 21.8 | 17.9 | فرنسا |
| JAPAN | 399.6 | 3.9 | 14.9 | 380.8 | 203.4 | 102.0 | اليابان |
| UNITED KINGDOM | 61.5 | 0.9 | 7.5 | 53.1 | 49.8 | 39.6 | المملكة المتحدة |
| UNITED STATES | 316.3 | 5.5 | 26.8 | 284.0 | 314.4 | 222.4 | الولايات المتحدة |
| 2. EXPORT CREDIT GUARANTEES | | | | | | | ٠٢ القروض التصديرية منها |
| OF WHICH | 1,753.0 | 50.8 | 202.8 | 1,499.4 | 1,518.4 | 988.2 | |
| GERMANY | 17.0 | 0.5 | 2.7 | 13.8 | 14.4 | 10.2 | ألمانيا |
| FRANCE | 964.1 | 23.9 | 85.5 | 854.7 | 816.5 | 558.6 | فرنسا |
| JAPAN | 126.3 | 3.6 | 26.0 | 96.7 | 76.4 | 57.2 | اليابان |
| UNITED KINGDOM | 371.0 | 13.5 | 53.1 | 304.4 | 302.4 | 223.7 | المملكة المتحدة |
| UNITED STATES | 143.2 | 2.2 | 3.5 | 137.5 | 162.1 | 29.0 | الولايات المتحدة |
| C) OTHER GOVERNMENTS OF WHICH | 419.8 | 1.1 | 87.8 | 330.9 | 429.0 | 302.1 | (ج) حكومات أخرى منها |
| U.S.S.R | 384.9 | 0.0 | 86.4 | 298.5 | 387.1 | 275.8 | الاتحاد السوفيتي |
| CHINA , PEOPLE'S REPUBLIC | 6.4 | 0.0 | 0.0 | 6.4 | 12.1 | 6.4 | جمهورية الصين الشعبية |
| BRAZIL | 25.7 | 1.0 | 0.0 | 24.7 | 26.1 | 17.7 | البرازيل |
| D) FOREIGN BANKS | 883.5 | 0.0 | 315.3 | 568.2 | 907.7 | 630.1 | (د) مصارف اجنبية |
| E) FOREIGN COMPANIES | 38.9 | 0.0 | 0.0 | 38.9 | 37.9 | 27.9 | (هـ) شركات اجنبية |
| F) MULTILATERAL INSTS. OF WHICH | 863.6 | 0.0 | 0.0 | 863.6 | 720.8 | 523.9 | (و) مؤسسات اقليمية ودولية منها |
| IMF | 62.2 | 0.0 | 0.0 | 62.2 | 60.8 | 22.7 | صندوق النقد الدولي |
| IBRD AND IDA | 512.1 | 0.0 | 0.0 | 512.1 | 390.4 | 311.6 | البنك الدولي ومؤسسة الائتمانية الدولية |
| EUROPEAN INVESTMENT BANK | 68.4 | 0.0 | 0.0 | 68.4 | 60.1 | 48.4 | بنك الاستثمار الاوروبي |
| ISLAMIC DEVELOPMENT BANK | 43.0 | 0.0 | 0.0 | 43.0 | 48.5 | 33.2 | البنك الاسلامي للتنمية |
| ARAB MONETARY FUND | 19.2 | 0.0 | 0.0 | 19.2 | 18.3 | 8.2 | صندوق النقد العربي |
| ARAB DEVELOPMENT FUND | 128.9 | 0.0 | 0.0 | 128.9 | 109.4 | 76.9 | الصندوق العربي للائتمانية الاقتصادية والاجتماعي |
| 2) SHORT-TERM LOANS | 26.6 | 0.0 | 0.0 | 26.6 | 68.8 | 150.6 | (٢) قروض قصيرة الاجل |
| 3) BONDS | 171.2 | 0.0 | 0.0 | 171.2 | 168.7 | 113.5 | (٣) السندات |
| 4) LEASING CONTRACTS | 398.0 | 0.0 | 0.0 | 398.0 | 336.4 | 262.3 | (٤) عقود التاجير |
| GRAND TOTAL (1+2+3+4) | 6,052.5 | 69.8 | 687.1 | 5,295.6 | 5,409.4 | 3,836.9 | المجموع العام (٤+٣+٢+١) |

SOURCE : MINISTRY OF FINANCE .

NOTE : THE DIFFERENCE BETWEEN THE NEW PUBLISHED FIGURES IN THIS TABLE, AND THE PREVIOUS FIGURES ARE DUE TO :-

- (1) SCOPE: THE NEW FIGURES INCLUDE IN ADDITION TO THE LONG-TERM GOV. AND GOV.-GUARANTEED DEBT, THE MILITARY DEBT, OIL AND LEASING CONTRACT LOANS AND BONDS WHICH WERE NOT PREVIOUSLY INCLUDED.
- (2) METHOD: THE OUTSTANDING BALANCE IS BASED ON CONTRACTED LOANS AFTER SUBTRACTING PRINCIPAL PAID . PREVIOUSLY ONLY OUTSTANDING DEBT WAS CONSIDERED (DISBURSED DEBT MINUS PRINCIPAL PAID).

المصدر : وزارة المالية .
ملاحظة : يعود الاختلاف في بيانات الفترة المنشورة في هذا الجدول عما تم نشره سابقا بما يلي :

- (١) الشمول : اصبح الجدول بالشكل الحالي يشمل بالإضافة الى قروض الحكومة وكفالة الحكومة طويلة الاجل على القروض العسكرية وقروض التخط وعقود التاجير والسندات والتي لم تكن مشمولة سابقا .
- (٢) الاسبوب : تم اعتماد الرصيد القائم على اساس القروض المتعاقد عليها مطروحا منها الاقساط المدفوعه في حين ان الاسبوب السابق اعتمد على ان الرصيد القائم عبارة عن المسحوب من القروض فقط مطروحا منه الاقساط المدفوعه .

(٣٣) البنود الرئيسية لميزان المدفوعات
(33) Main Items of the Balance of Payments

مليون دينار
Million JD

| *1989 | * 1990 | | * 1989 | | 1988 | | 1987 | | 1986 | | |
|---------------------------|----------------|---------------|----------------|---------------|----------------|---------------|----------------|---------------|----------------|---------------|---------------------------------|
| الربع الثالث 3RD. QTR. | داخن CREDIT | مدين DEBIT | داخن CREDIT | مدين DEBIT | داخن CREDIT | مدين DEBIT | داخن CREDIT | مدين DEBIT | داخن CREDIT | مدين DEBIT | |
| 513.09 | 2532.31 | 2606.00 | 2111.22 | 1896.98 | 1505.45 | 1610.96 | 1297.23 | 1415.58 | 1321.21 | 1337.16 | ١ . الحساب الجاري |
| 511.54 | 2117.82 | 2600.94 | 1731.90 | 1888.71 | 1263.60 | 1601.35 | 1090.96 | 1408.60 | 1080.67 | 1334.62 | (١) البضائع والخدمات |
| 294.99 | 706.09 | 1714.66 | 637.62 | 1222.87 | 381.50 | 1019.99 | 315.71 | 912.58 | 256.03 | 847.83 | ١/١ البضائع |
| 216.55 | 1411.73 | 886.28 | 1094.28 | 665.84 | 882.10 | 581.36 | 775.25 | 496.02 | 824.64 | 486.79 | ٢/١ الخدمات |
| 135.23 | | 1008.57 | | 585.25 | | 638.49 | | 596.87 | | 591.80 | ميزان البضائع |
| | 525.45 | | 428.44 | | 300.74 | | 279.23 | | 337.85 | | ميزان الخدمات |
| | | 483.12 | | 156.81 | | 337.75 | | 317.64 | | 253.95 | ميزان البضائع والخدمات |
| 1.55 | 414.49 | 5.06 | 379.32 | 8.27 | 241.85 | 9.61 | 206.27 | 6.98 | 240.54 | 2.54 | (٢) حوالات بدون مقابل |
| 1.55 | 24.02 | 5.06 | 25.74 | 8.27 | 32.27 | 9.61 | 3.38 | 6.98 | 19.25 | 2.54 | ١/٢ خصوصية |
| - | 390.47 | - | 353.58 | - | 209.58 | - | 202.89 | - | 221.29 | - | ٢/٢ حكومية |
| | 409.43 | | 371.05 | | 232.24 | | 199.29 | | 238.00 | | صافي حوالات بدون مقابل |
| | | 73.69 | 214.24 | | 105.51 | | 118.35 | | 15.95 | | صافي الحساب الجاري |
| -- | -- | -- | -- | -- | -- | -- | -- | -- | -- | -- | ب . تخصيصات حقوق المسحب الخاصة |
| 57.54 | 458.59 | 179.22 | 347.75 | 234.41 | 391.16 | 358.32 | 283.92 | 207.98 | 279.54 | 228.59 | ج . حساب رأس المال |
| 52.64 | 412.77 | 179.16 | 347.75 | 223.08 | 381.47 | 358.13 | 270.42 | 207.63 | 269.07 | 225.20 | (١) الحكومة |
| 0.14 | - | - | - | 0.14 | - | - | 1.61 | - | - | 2.81 | ١/١ الموجودات |
| 52.50 | 412.77 | 179.16 | 347.75 | 222.94 | 381.47 | 358.13 | 268.81 | 207.63 | 269.07 | 222.39 | ٢/١ اللتزامات |
| - | - | 0.06 | - | 0.19 | 0.04 | 0.00 | 11.08 | 0.01 | 9.86 | 1.95 | (٢) استثمارات خاصة طويلة الاجل |
| - | - | 0.06 | - | 0.19 | - | - | - | 0.01 | - | 1.95 | ١/٢ الموجودات |
| - | - | - | - | - | 0.04 | - | 11.08 | - | 9.86 | - | ٢/٢ اللتزامات |
| 4.90 | 45.82 | - | - | 11.14 | 9.65 | 0.19 | 2.42 | 0.34 | 0.61 | 1.44 | (٣) استثمارات خاصة قصيرة الاجل |
| 4.90 | 20.88 | - | - | 8.95 | - | 0.19 | - | 0.34 | 0.61 | - | ١/٣ الموجودات |
| - | 24.94 | - | - | 2.19 | 9.65 | - | 2.42 | - | - | 1.44 | ٢/٣ اللتزامات |
| | 279.37 | | 113.34 | | 32.84 | | 75.94 | | 50.95 | | صافي حساب رأس المال |
| | 205.68 | | 327.58 | | 72.67 | | 42.41 | | 35.00 | | الميزان الاجمالي (١ + ب + ج) |
| 340.87 | 6.84 | 265.40 | 19.47 | 379.79 | 221.66 | 173.50 | 101.32 | 64.77 | 22.56 | 40.84 | د . القطاع النقدي (الاحتياطيات) |
| 217.62 | - | 192.97 | - | 252.69 | 44.22 | 46.08 | 67.77 | - | 0.34 | 22.41 | (١) البنك المركزي |
| 208.05 | - | 190.01 | - | 250.72 | 44.22 | - | 10.30 | - | - | 22.41 | ١/١ الموجودات |
| 9.57 | - | 2.96 | - | 1.97 | - | 46.08 | 57.47 | - | 0.34 | - | ٢/١ اللتزامات |
| - | - | - | - | - | - | - | - | - | - | - | (٢) صندوق النقد الدولي |
| - | - | - | - | - | - | - | - | - | - | - | ١/٢ الموجودات |
| - | - | - | - | - | - | - | - | - | - | - | ٢/٢ اللتزامات |
| 114.72 | - | 68.91 | - | 107.17 | 170.62 | 120.57 | 33.55 | 48.73 | 10.55 | 18.43 | (٣) البنوك التجارية |
| - | - | 23.83 | - | 59.83 | - | 120.57 | - | 48.73 | - | 18.43 | ١/٣ الموجودات |
| 114.72 | - | 45.08 | - | 47.34 | 170.62 | - | 33.55 | - | 10.55 | - | ٢/٣ اللتزامات |
| 8.53 | 6.84 | 3.52 | 19.47 | 19.93 | 6.82 | 6.85 | - | 16.04 | 11.67 | - | (٤) المؤسسات المالية |
| 8.53 | 6.84 | - | 19.47 | - | 6.82 | 6.85 | - | 10.21 | 0.33 | - | ١/٤ الموجودات |
| - | - | 3.52 | 19.93 | - | 6.82 | - | - | 5.83 | 11.34 | - | ٢/٤ اللتزامات |
| 331.36 | | 258.56 | | 360.32 | 48.16 | | 36.55 | | | 18.28 | صافي القطاع النقدي |
| | 52.88 | | 32.74 | | 24.51 | | 5.86 | | | 16.72 | صافي السهو والخطأ |

* : اوليئة .

(٣٣) البنود الرئيسية لميزان المدفوعات (تابع)

(33) Main Items of the Balance of Payments (Con.)

مليون دينار
Million JD

| | * 1990 | | | | | | *1989 | | | | | |
|----------------------------------|---------------------------|---------------|---------------------------|---------------|---------------------------|---------------|--------------------------|---------------|---------------------------|---------------|---------------------------|---------------|
| | الربع الرابع 4TH. QTR. | | الربع الثالث 3RD. QTR. | | الربع الثاني 2ND. QTR. | | الربع الاول 1ST. QTR. | | الربع الرابع 4TH. QTR. | | الربع الثالث 3RD. QTR. | |
| | داكن CREDIT | مدين DEBIT | داكن CREDIT | مدين DEBIT | داكن CREDIT | مدين DEBIT | داكن CREDIT | مدين DEBIT | داكن CREDIT | مدين DEBIT | داكن CREDIT | مدين DEBIT |
| A. CURRENT ACCOUNT | 565.21 | 639.46 | 677.54 | 778.19 | 759.51 | 596.13 | 530.05 | 592.22 | 469.72 | 558.60 | 741.78 | |
| 1) GOODS AND SERVICES | 403.30 | 637.46 | 639.39 | 776.74 | 581.34 | 595.21 | 493.79 | 591.53 | 418.30 | 557.11 | 545.90 | |
| 1/1 MERCHANDISE | 174.14 | 445.96 | 180.77 | 504.14 | 184.83 | 389.90 | 166.35 | 374.66 | 183.49 | 394.99 | 159.76 | |
| 1/2 SERVICES | 229.16 | 191.50 | 458.62 | 272.60 | 396.51 | 205.31 | 327.44 | 216.87 | 234.81 | 162.12 | 386.14 | |
| TRADE BALANCE | | 271.82 | | 323.37 | | 205.07 | | 208.31 | | 211.50 | | |
| SERVICES | 37.66 | | 186.02 | | 191.20 | | 110.57 | | 72.69 | | 169.59 | |
| TRADE & SERVICES BALANCE | | 234.16 | | 137.35 | | 13.87 | | 97.74 | | 138.81 | 34.36 | |
| 2) UNREQUITED TRANSFERS | 161.91 | 2.00 | 38.15 | 1.45 | 178.17 | 0.92 | 36.26 | 0.69 | 51.42 | 1.49 | 195.88 | |
| 2/1 PRIVATE | 5.27 | 2.00 | 5.80 | 1.45 | 5.58 | 0.92 | 7.37 | 0.69 | 9.90 | 1.49 | 5.48 | |
| 2/2 GOVERNMENT | 156.64 | - | 32.35 | - | 172.59 | - | 28.89 | - | 41.52 | - | 190.40 | |
| UNREQUITED TRANSFERS BALANCE | 159.91 | | 36.70 | | 177.25 | | 35.57 | | 49.93 | | 194.33 | |
| CURRENT ACCOUNT BALANCE | | 74.25 | | 100.65 | 163.38 | | | 62.17 | | 88.88 | 228.69 | |
| B. ALLOCATION OF SDRs | - | - | - | - | - | - | - | - | - | - | - | |
| C. CAPITAL ACCOUNT | 235.37 | 100.19 | 100.92 | 38.29 | 74.82 | 51.33 | 106.58 | 48.51 | 147.52 | 78.55 | 87.37 | |
| 1) GOVERNMENT | 219.09 | 68.05 | 45.75 | 21.66 | 74.82 | 41.00 | 73.11 | 48.45 | 147.52 | 65.69 | 85.73 | |
| 1/1 ASSETS | - | - | - | - | - | - | - | - | - | - | - | |
| 1/2 LIABILITIES | 219.09 | 68.05 | 45.75 | 21.66 | 74.82 | 41.00 | 73.11 | 48.45 | 147.52 | 65.69 | 85.73 | |
| 2) PRIVATE LONG-TERM INVESTMENT | - | - | - | - | - | - | - | 0.06 | - | 0.19 | - | |
| 2/1 ASSETS | - | - | - | - | - | - | - | 0.06 | - | 0.19 | - | |
| 2/2 LIABILITIES | - | - | - | - | - | - | - | - | - | - | - | |
| 3) PRIVATE SHORT-TERM INVESTMENT | 16.28 | 32.14 | 55.17 | 16.63 | - | 10.33 | 33.47 | - | - | 12.67 | 1.64 | |
| 3/1 ASSETS | 16.28 | - | - | 16.63 | - | 8.65 | 29.88 | - | - | 1.11 | - | |
| 3/2 LIABILITIES | - | 32.14 | 55.17 | - | - | 1.68 | 3.59 | - | - | 11.56 | 1.64 | |
| CAPITAL ACCOUNT BALANCE | 135.18 | | 62.63 | | 23.49 | | 58.07 | | 68.97 | | 29.83 | |
| OVERALL BALANCE (A+B+C) | 60.93 | | | 38.02 | 186.87 | | | 4.10 | | 19.91 | 258.52 | |
| D. RESERVES | 36.99 | 187.50 | 85.74 | 74.95 | 23.38 | 169.75 | 118.13 | 90.60 | 57.38 | 90.44 | 9.51 | |
| 1) CENTRAL BANK | - | 149.59 | 1.08 | 14.25 | - | 89.08 | 58.87 | - | 4.03 | 21.74 | - | |
| 1/1 ASSETS | - | 143.71 | - | 14.25 | - | 87.75 | 55.70 | - | 4.03 | - | - | |
| 1/2 LIABILITIES | - | 5.88 | 1.08 | - | - | 1.33 | 3.17 | - | - | 21.74 | - | |
| 2) IMF RESERVE POSITION | - | - | - | - | - | - | - | - | - | - | - | |
| 2/1 ASSETS | - | - | - | - | - | - | - | - | - | - | - | |
| 2/2 LIABILITIES | - | - | - | - | - | - | - | - | - | - | - | |
| 3) COMMERCIAL BANKS | 34.09 | 37.91 | 81.12 | 58.00 | 23.00 | 79.89 | 58.72 | 90.04 | 27.39 | 56.03 | 7.24 | |
| 3/1 ASSETS | - | 37.91 | 81.12 | - | 23.00 | - | - | 90.04 | - | 56.03 | 7.24 | |
| 3/2 LIABILITIES | 34.09 | - | - | 58.00 | - | 79.89 | 58.72 | - | 27.39 | - | - | |
| 4) FINANCIAL INSTITUTIONS | 2.90 | - | 3.54 | 2.70 | 0.38 | 0.78 | 0.54 | 0.56 | 25.96 | 12.67 | 2.27 | |
| 4/1 ASSETS | 2.38 | - | 3.54 | - | 0.38 | - | 0.54 | - | 25.96 | - | - | |
| 4/2 LIABILITIES | 0.52 | - | - | 2.70 | - | 0.78 | - | 0.56 | - | 12.67 | 2.27 | |
| NET RESERVES | | 150.51 | 10.79 | | | 146.37 | 27.53 | | | 33.06 | | |
| NET ERRORS AND OMISSIONS | 89.58 | | 27.23 | | | 40.50 | | 23.43 | 52.97 | | 72.84 | |

* : PRELIMINARY.

(٣٤) الحساب الجاري

(34) Current Account

مليون دينار

Million JD

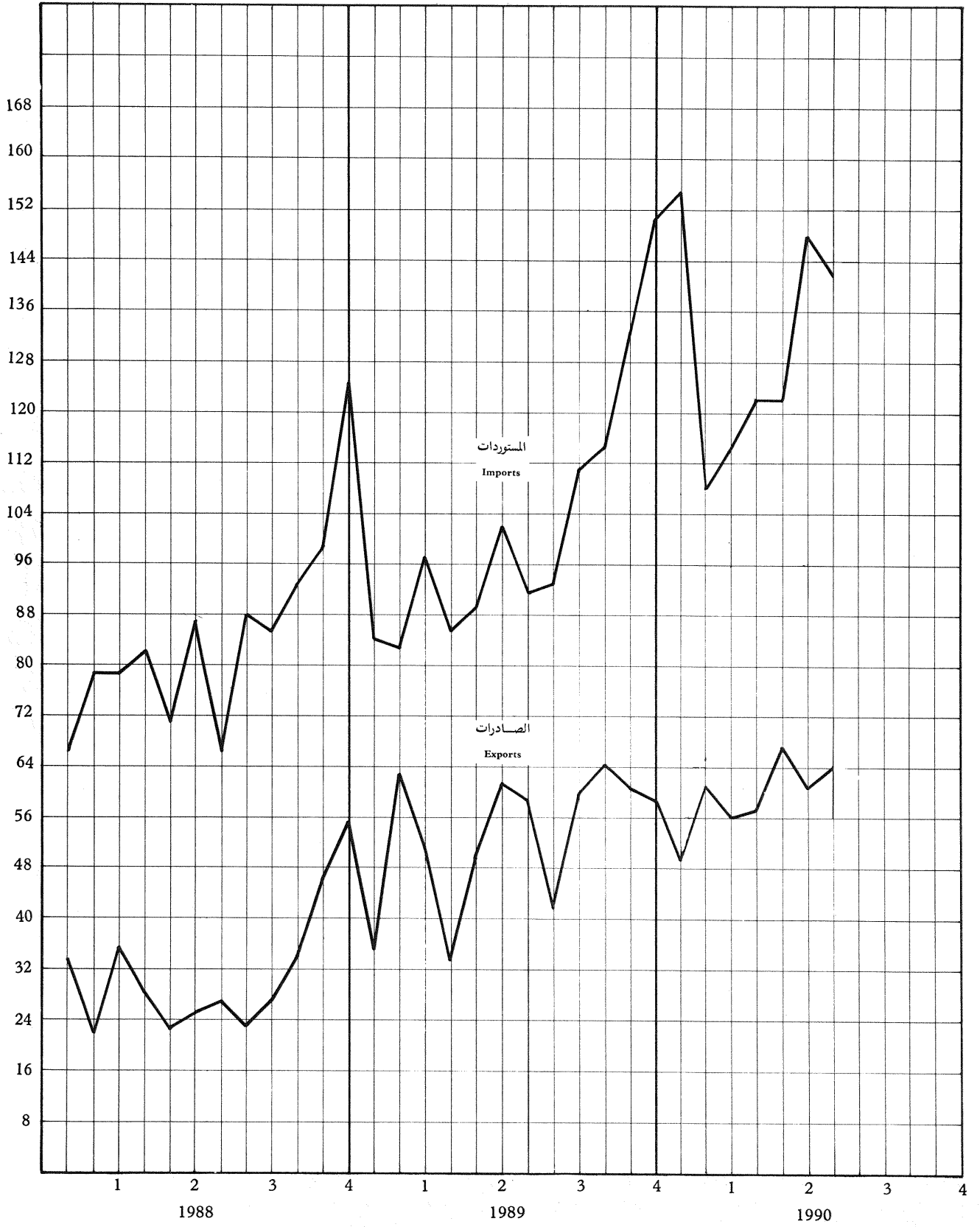
| | *1990 | | | | * 1990 | * 1989 | 1988 | 1987 | 1986 | |
|----------------------------------|------------------------------|------------------------------|------------------------------|-----------------------------|----------|---------|---------|---------|---------|---------------------------------|
| | الربع الرابع 4TH. QTR. | الربع الثالث 3RD. QTR. | الربع الثاني 2ND. QTR. | الربع الاول 1ST. QTR. | | | | | | |
| INVISIBLE RECEIPTS ===== | | | | | | | | | | المقبوضات غير المنظورة ===== |
| 1. WORKERS' REMITTANCES | 67.38 | 102.48 | 127.90 | 108.56 | 406.32 | 358.27 | 335.69 | 317.74 | 414.53 | ٠١ حوالات العاملين |
| 2. TRAVEL | 22.39 | 130.50 | 119.19 | 67.75 | 339.83 | 314.56 | 230.76 | 196.36 | 186.33 | ٠٢ السفر |
| 3. TRANSPORTATION | 32.40 | 100.21 | 55.92 | 56.28 | 244.81 | 157.15 | 147.85 | 117.00 | 91.00 | ٠٣ النقل |
| 3/1 AIR FREIGHT | 30.59 | 98.31 | 54.43 | 55.24 | 238.57 | 152.07 | 137.47 | 106.97 | 76.42 | ١/٣ النقل الجوي |
| 3/2 SEA FREIGHT | 1.81 | 1.90 | 1.49 | 1.04 | 6.24 | 5.08 | 10.38 | 10.03 | 14.58 | ٢/٣ النقل البحري |
| 4. INVESTMENT INCOME | 14.54 | 11.75 | 9.62 | 8.75 | 44.66 | 23.05 | 15.15 | 19.66 | 34.89 | ٠٤ دخل الاستثمارات |
| 5. GOVERNMENT | 1.96 | 3.05 | 3.67 | 2.59 | 11.27 | 10.43 | 4.56 | 4.03 | 2.69 | ٠٥ الحكومة |
| 6. FREIGHT AND INSURANCE | 0.19 | 0.44 | 0.79 | 0.18 | 1.60 | 10.83 | 7.24 | 17.22 | 20.64 | ٠٦ التأمين والشحن التجاري |
| 6/1 OIL TRANSIT DUES | 0.12 | 0.03 | 0.02 | 0.02 | 0.19 | 0.14 | 0.10 | 0.13 | 0.94 | ١/٦ عوائد مرور انابيب النفط |
| 6/2 OTHER | 0.07 | 0.41 | 0.77 | 0.16 | 1.41 | 10.69 | 7.14 | 17.09 | 19.70 | ٢/٦ اخرى |
| 7. NON-MERCHANDISE INSURANCE | 0.00 | 0.00 | 0.00 | 0.00 | 0.00 | 1.39 | 0.93 | 3.74 | 5.12 | ٠٧ التأمين غير التجاري |
| 8. UNREQUITED TRANSFERS | 161.91 | 38.15 | 178.17 | 36.26 | 414.49 | 379.32 | 241.85 | 206.27 | 240.54 | ٠٨ حوالات بدون مقابل |
| 8/1 PRIVATE | 5.27 | 5.80 | 5.58 | 7.37 | 24.02 | 25.74 | 32.27 | 3.38 | 19.25 | ١/٨ خصوصية |
| 8/2 GOVERNMENT | 156.64 | 32.35 | 172.59 | 28.89 | 390.47 | 353.58 | 209.58 | 202.89 | 221.29 | ٢/٨ حكومية |
| 9. OTHER RECEIPTS | 90.30 | 110.19 | 79.42 | 83.33 | 363.24 | 218.60 | 139.92 | 99.50 | 69.44 | ٠٩ مقبوضات اخرى |
| TOTAL | 391.07 | 496.77 | 574.68 | 363.70 | 1826.22 | 1473.60 | 1123.95 | 981.52 | 1065.18 | المجموع |
| INVISIBLE PAYMENTS ===== | | | | | | | | | | المدفوعات غير المنظورة ===== |
| 1. WORKERS' REMITTANCES | 11.70 | 11.70 | 11.70 | 11.70 | 46.80 | 52.00 | 57.20 | 62.40 | 86.45 | ٠١ حوالات العاملين |
| 2. TRAVEL | 28.39 | 98.13 | 42.03 | 54.57 | 223.12 | 242.39 | 178.28 | 150.70 | 155.20 | ٠٢ السفر |
| 2/1 EDUCATION | 19.69 | 14.76 | 19.68 | 19.68 | 73.81 | 71.14 | 40.50 | 45.42 | 54.18 | ١/٢ التعليم |
| 2/2 TOURISM & MEDICAL CARE | 8.70 | 83.37 | 22.35 | 34.89 | 149.31 | 171.25 | 137.78 | 105.28 | 101.02 | ٢/٢ سياحة و علاج |
| 3. TRANSPORTATION | 66.20 | 53.41 | 56.60 | 55.31 | 231.52 | 137.93 | 134.14 | 86.50 | 69.60 | ٠٣ النقل |
| 3/1 AIR FREIGHT | 63.35 | 52.18 | 54.73 | 53.55 | 223.81 | 136.24 | 130.48 | 84.33 | 67.46 | ١/٣ النقل الجوي |
| 3/2 OTHER | 2.85 | 1.23 | 1.87 | 1.76 | 7.71 | 1.69 | 3.66 | 2.17 | 2.14 | ٢/٣ اخرى |
| 4. INVESTMENT INCOME | 25.71 | 40.16 | 53.27 | 68.23 | 187.37 | 134.93 | 130.56 | 94.36 | 84.39 | ٠٤ دخل الاستثمارات |
| 5. GOVERNMENT | 20.95 | 35.95 | 29.15 | 13.30 | 99.35 | 59.22 | 52.70 | 70.97 | 69.31 | ٠٥ الحكومة |
| 6. UNREQUITED TRANSFERS | 2.00 | 1.45 | 0.92 | 0.69 | 5.06 | 8.27 | 9.61 | 6.98 | 2.54 | ٠٦ حوالات بدون مقابل |
| 7. OTHER PAYMENTS | 38.55 | 33.25 | 12.56 | 13.76 | 98.12 | 39.37 | 28.48 | 31.09 | 21.84 | ٠٧ مدفوعات اخرى |
| TOTAL | 193.50 | 274.05 | 206.23 | 217.56 | 891.34 | 674.11 | 590.97 | 503.00 | 489.33 | المجموع |
| BALANCE ON INVISIBLE TRANSACTION | 197.57 | 222.72 | 368.45 | 146.14 | 934.88 | 799.49 | 532.98 | 478.52 | 575.85 | صافي العمليات غير المنظورة |
| TRADE BALANCE | -271.82 | -323.37 | -205.07 | -208.31 | -1008.57 | -585.25 | -638.49 | -596.87 | -591.80 | الميزان التجاري |
| CURRENT ACCOUNT BALANCE | -74.25 | -100.65 | 163.38 | -62.17 | -73.69 | 214.24 | -105.51 | -118.35 | -15.95 | رصيد الحساب الجاري |

* PRELIMINARY.

* أوليية .

مليون دينار
Million JD

(٨) الميزان التجاري
(8) Trade Balance



(٣٥) التركيب السلمي للتجارة الخارجية حسب الاغراض الاقتصادية

(35) External Trade by Economic Functions

الف دينار

Thousand JD

| 1989 * | | | | 1989 * | 1988 * | 1987 | 1986 | التصنيف |
|----------------------|---------------------|---------------|------------|-----------|-----------|---------|---------|-----------------------------|
| تشرين الثاني NOV. | تشرين الاول OCT. | ايلول SEP. | آب AUG. | | | | | |
| 50,222 | 59,316 | 50,998 | 36,683 | 534,106 | 324,788 | 248,773 | 225,615 | المصادر الوطنية |
| 26,184 | 35,502 | 26,386 | 19,927 | 272,542 | 196,139 | 142,248 | 138,543 | السلع الاستهلاكية |
| 4,045 | 2,998 | 4,497 | 3,104 | 40,844 | 23,694 | 31,800 | 29,424 | المواد الغذائية |
| 18,213 | 29,349 | 19,407 | 14,169 | 202,045 | 158,381 | 102,698 | 101,076 | سلع الاستهلاك الجاري |
| 3,926 | 3,155 | 2,482 | 2,654 | 29,653 | 14,064 | 7,750 | 8,043 | سلع الاستهلاك الدائم |
| 20,314 | 18,750 | 21,308 | 13,447 | 221,470 | 112,549 | 87,320 | 76,533 | المواد الخام |
| 31 | 42 | 43 | 16 | 611 | 776 | 331 | 142 | المحروقات والوقود |
| 20,283 | 18,708 | 21,265 | 13,431 | 220,859 | 111,773 | 86,989 | 76,391 | المواد الخام الاخرى |
| 3,724 | 5,064 | 3,301 | 3,309 | 40,084 | 16,090 | 19,205 | 10,539 | السلع الرأسمالية |
| 2,226 | 2,846 | 1,852 | 2,521 | 26,492 | 10,459 | 15,351 | 8,583 | مواد بناء |
| 923 | 1,439 | 1,022 | 415 | 8,621 | 1,890 | 505 | 300 | آلات ومعدات |
| 575 | 779 | 427 | 373 | 4,971 | 3,741 | 3,349 | 1,656 | سلع رأسمالية اخرى |
| 0 | 0 | 3 | 0 | 10 | 10 | 0 | 0 | مواد غير داخلية في مكان آخر |
| 11,499 | 5,077 | 9,303 | 4,282 | 103,516 | 56,709 | 66,936 | 30,413 | المعاد تصديرية |
| 1,759 | 875 | 1,080 | 687 | 13,373 | 23,058 | 6,627 | 5,536 | السلع الاستهلاكية |
| 163 | 365 | 428 | 516 | 3,233 | 2,766 | 2,564 | 1,505 | المواد الغذائية |
| 600 | 174 | 175 | 46 | 2,942 | 2,921 | 1,442 | 1,079 | سلع الاستهلاك الجاري |
| 996 | 336 | 477 | 125 | 7,198 | 17,371 | 2,621 | 2,952 | سلع الاستهلاك الدائم |
| 506 | 175 | 821 | 1,002 | 10,546 | 13,268 | 17,128 | 8,674 | المواد الخام |
| 9 | 5 | 46 | 1 | 90 | 4 | 22 | 24 | المحروقات والوقود |
| 497 | 170 | 775 | 1,001 | 10,456 | 13,264 | 17,106 | 8,650 | المواد الخام الاخرى |
| 3,448 | 4,026 | 7,268 | 2,583 | 73,211 | 20,146 | 41,823 | 16,173 | السلع الرأسمالية |
| 76 | 45 | 175 | 20 | 2,539 | 795 | 469 | 1,153 | مواد بناء |
| 2,053 | 2,485 | 2,544 | 1,949 | 52,661 | 11,956 | 29,826 | 5,639 | آلات ومعدات |
| 1,319 | 1,496 | 4,549 | 614 | 18,011 | 7,395 | 11,528 | 9,381 | سلع رأسمالية اخرى |
| 5,786 | 1 | 134 | 10 | 6,386 | 237 | 1,358 | 30 | مواد غير داخلية في مكان آخر |
| 132,177 | 114,887 | 111,114 | 93,531 | 1,230,010 | 1,022,469 | 915,545 | 850,199 | المستوردات |
| 50,234 | 29,007 | 41,963 | 30,046 | 392,921 | 332,661 | 333,494 | 329,145 | السلع الاستهلاكية |
| 23,881 | 7,755 | 21,719 | 12,062 | 171,696 | 153,224 | 132,094 | 134,357 | المواد الغذائية |
| 16,704 | 12,862 | 11,587 | 9,519 | 131,223 | 100,761 | 116,241 | 115,079 | سلع الاستهلاك الجاري |
| 9,649 | 8,390 | 8,657 | 8,465 | 90,002 | 78,676 | 85,159 | 79,709 | سلع الاستهلاك الدائم |
| 50,017 | 57,344 | 39,766 | 36,340 | 486,772 | 363,290 | 340,706 | 284,216 | المواد الخام |
| 19,685 | 22,946 | 16,400 | 15,874 | 203,907 | 131,733 | 149,037 | 111,077 | المحروقات والوقود |
| 30,332 | 34,398 | 23,366 | 20,466 | 282,865 | 231,557 | 191,669 | 173,139 | المواد الخام الاخرى |
| 29,631 | 27,119 | 27,533 | 26,312 | 320,526 | 288,860 | 221,635 | 195,893 | السلع الرأسمالية |
| 12,875 | 11,128 | 12,014 | 10,743 | 142,630 | 130,283 | 87,886 | 76,675 | آلات ومعدات النقل |
| 13,239 | 12,605 | 11,455 | 12,645 | 137,731 | 124,729 | 99,856 | 90,948 | آلات ومعدات اخرى |
| 3,517 | 3,386 | 4,064 | 2,924 | 40,165 | 33,848 | 33,893 | 28,270 | سلع رأسمالية اخرى |
| 2,295 | 1,417 | 1,852 | 833 | 29,791 | 37,658 | 19,710 | 40,945 | مواد غير داخلية في مكان آخر |

المصدر : دائرة الإحصاءات العامة ، * : أولية .

(٣٥) التركيب السلمي للتجارة الخارجية حسب الاغراض الاقتصادية (تابع)

الف دينار

(35) External Trade by Economic Function (Con.)

Thousand JD

| CODE | 1990 * | | | | | | | 1989 * |
|------------------------------|--------------|----------------|-------------|---------------|--------------|--------------|-----------------------|----------------------|
| | تموز JULY | حزيران JUNE | ايار MAY | نيسان APR. | اذار MAR. | شباط FEB. | كانون ثاني JAN. | كانون اول DEC. |
| DOMESTIC EXPORTS ===== | 57,540 | 57,372 | 56,218 | 51,925 | 51,242 | 54,507 | 44,620 | 53,219 |
| CONSUMER GOODS | 33,261 | 31,373 | 30,836 | 26,952 | 30,911 | 30,688 | 25,158 | 22,491 |
| FOODSTUFFS | 8,271 | 7,917 | 5,499 | 4,302 | 5,491 | 5,206 | 5,392 | 4,946 |
| CURRENT CONSUMER GOODS | 23,868 | 22,037 | 24,148 | 20,900 | 23,541 | 22,043 | 17,951 | 13,313 |
| DURABLE CONSUMER GOODS | 1,122 | 1,419 | 1,189 | 1,750 | 1,879 | 3,439 | 1,815 | 4,232 |
| RAW MATERIALS | 19,819 | 20,594 | 20,243 | 21,223 | 17,108 | 20,291 | 16,099 | 24,072 |
| OIL AND FUELS | 1 | 17 | 1 | 0 | 5 | 16 | 8 | 325 |
| OTHER | 19,818 | 20,577 | 20,242 | 21,223 | 17,103 | 20,275 | 16,091 | 23,747 |
| CAPITAL GOODS | 4,460 | 5,405 | 5,139 | 3,750 | 3,223 | 3,528 | 3,363 | 6,656 |
| CONSTRUCTION MATERIALS | 3,179 | 3,817 | 3,371 | 1,902 | 1,730 | 1,785 | 1,784 | 4,570 |
| MACHINERY AND EQUIPMENTS | 45 | 145 | 59 | 118 | 183 | 156 | 130 | 1,481 |
| OTHER | 1,236 | 1,443 | 1,709 | 1,730 | 1,310 | 1,587 | 1,449 | 605 |
| MISCELLANEOUS | 0 | 0 | 0 | 0 | 0 | 0 | 0 | 0 |
| RE-EXPORTS ===== | 6,528 | 3,262 | 10,671 | 5,380 | 4,769 | 6,448 | 4,761 | 5,302 |
| CONSUMER GOODS | 821 | 939 | 1,258 | 768 | 1,407 | 980 | 613 | 2,049 |
| FOODSTUFFS | 142 | 408 | 543 | 375 | 765 | 374 | 226 | 369 |
| CURRENT CONSUMER GOODS | 191 | 350 | 275 | 118 | 307 | 127 | 178 | 156 |
| DURABLE CONSUMER GOODS | 488 | 181 | 440 | 275 | 335 | 479 | 209 | 1,524 |
| RAW MATERIALS | 168 | 564 | 1,192 | 230 | 361 | 887 | 211 | 564 |
| OIL AND FUELS | 11 | 0 | 1 | 0 | 5 | 2 | 3 | 3 |
| OTHER | 157 | 564 | 1,191 | 230 | 356 | 885 | 208 | 561 |
| CAPITAL GOODS | 5,539 | 1,757 | 5,201 | 4,367 | 2,998 | 4,579 | 3,936 | 2,535 |
| CONSTRUCTION MATERIALS | 4 | 60 | 149 | 43 | 53 | 89 | 178 | 235 |
| MACHINERY AND EQUIPMENTS | 4,372 | 985 | 3,675 | 3,136 | 1,608 | 3,078 | 2,394 | 699 |
| OTHER | 1,163 | 712 | 1,377 | 1,188 | 1,337 | 1,412 | 1,364 | 1,601 |
| MISCELLANEOUS | 0 | 2 | 3,020 | 15 | 3 | 2 | 1 | 154 |
| IMPORTS ===== | 141,910 | 147,992 | 122,200 | 122,083 | 113,741 | 107,935 | 154,848 | 150,327 |
| CONSUMER GOODS | 59,580 | 60,290 | 37,911 | 37,473 | 36,280 | 39,498 | 64,141 | 53,853 |
| FOODSTUFFS | 33,930 | 28,594 | 10,562 | 8,394 | 13,896 | 18,436 | 39,798 | 28,608 |
| CURRENT CONSUMER GOODS | 16,532 | 20,087 | 18,655 | 18,809 | 15,790 | 13,340 | 14,252 | 16,955 |
| DURABLE CONSUMER GOODS | 9,118 | 11,609 | 8,694 | 10,270 | 6,594 | 7,722 | 10,091 | 8,290 |
| RAW MATERIALS | 51,798 | 57,189 | 47,795 | 50,855 | 51,591 | 40,924 | 47,956 | 46,793 |
| OIL AND FUELS | 16,738 | 21,325 | 18,985 | 22,217 | 29,863 | 19,391 | 23,075 | 20,883 |
| OTHER | 35,060 | 35,864 | 28,810 | 28,638 | 21,728 | 21,533 | 24,881 | 25,910 |
| CAPITAL GOODS | 29,954 | 29,363 | 34,838 | 31,208 | 25,285 | 26,018 | 41,655 | 43,368 |
| MACHINERY & TRANSPORT EQUIP. | 14,934 | 13,479 | 17,186 | 12,240 | 9,904 | 9,099 | 27,081 | 24,024 |
| OTHER MACHINERY & EQUIP. | 12,579 | 13,308 | 14,517 | 13,593 | 11,237 | 12,001 | 11,678 | 15,113 |
| OTHER | 2,441 | 2,576 | 3,135 | 5,375 | 4,144 | 4,918 | 2,896 | 4,231 |
| MISCELLANEOUS | 578 | 1,150 | 1,656 | 2,547 | 585 | 1,495 | 1,096 | 6,313 |

SOURCE: DEPARTMENT OF STATISTICS.

* : PRELIMINARY.

(٣٦) التوزيع الجغرافي للتجارة الخارجية
(36) Geographical Distribution of External Trade

الف دينار

Thousand JD

| EXPORTS | | | | | | | | | | | | | المصادر | | البلد |
|--------------|----------------|-------------|---------------|--------------|--------------|-----------------------|----------------------|-----------------------|----------------------|---------------|------------|---------|---------|-------------------------------|-------|
| 1990 * | | | | | | 1989 * | | | | | | * | * | | |
| تموز JULY | حزيران JUNE | ايار MAY | نيسان APR. | اذار MAR. | شباط FEB. | كانون ثاني JAN. | كانون اول DEC. | تشرين ثاني NOV. | تشرين اول OCT. | ايلول SEP. | آب AUG. | 1989 | 1988 | | |
| 57,540 | 57,372 | 56,218 | 51,925 | 51,242 | 54,507 | 44,620 | 53,219 | 50,222 | 59,316 | 50,998 | 36,683 | 534,106 | 324,788 | المجموع | |
| 15,403 | 15,861 | 13,962 | 13,119 | 14,376 | 14,119 | 14,266 | 20,891 | 15,302 | 16,024 | 15,146 | 12,180 | 145,165 | 75,862 | السوق العربية المشتركة : | |
| 1,857 | 756 | 533 | 839 | 809 | 518 | 521 | 1,361 | 732 | 1,398 | 1,203 | 742 | 10,754 | 7,194 | مصر | |
| 13,076 | 14,250 | 10,884 | 11,567 | 12,787 | 11,741 | 12,536 | 17,508 | 13,581 | 13,526 | 12,975 | 10,289 | 123,936 | 64,576 | العراق | |
| 302 | 632 | 2,153 | 567 | 504 | 1,307 | 801 | 1,572 | 385 | 1,022 | 443 | 836 | 7,983 | 3,290 | سوريا | |
| 14,926 | 13,369 | 11,452 | 8,453 | 9,685 | 9,441 | 7,736 | 12,016 | 13,958 | 11,768 | 6,768 | 6,536 | 96,088 | 60,254 | بقية الدول العربية : | |
| 1,256 | 1,158 | 600 | 396 | 593 | 985 | 834 | 439 | 171 | 103 | 105 | 559 | 3,753 | 1,080 | البنان | |
| 6,607 | 6,059 | 4,860 | 3,031 | 3,862 | 4,129 | 3,860 | 5,551 | 8,170 | 8,434 | 3,473 | 2,764 | 47,712 | 31,313 | السعودية | |
| 1,959 | 1,620 | 1,470 | 1,485 | 1,434 | 1,151 | 1,420 | 1,703 | 1,555 | 1,169 | 877 | 1,534 | 15,503 | 9,392 | الكويت | |
| 294 | 1,045 | 150 | 489 | 552 | 129 | 168 | 552 | 763 | 719 | 432 | 116 | 5,228 | 2,143 | البحرين | |
| 383 | 408 | 235 | 133 | 280 | 164 | 139 | 320 | 236 | 282 | 327 | 253 | 3,812 | 1,682 | قطر | |
| 3,160 | 1,603 | 2,482 | 1,894 | 1,961 | 1,813 | 546 | 1,588 | 1,907 | 836 | 1,097 | 962 | 12,787 | 6,948 | الامارات | |
| 401 | 1,075 | 1,034 | 1,632 | 4,493 | 4,806 | 1,087 | 2,687 | 3,287 | 3,284 | 2,493 | 1,056 | 25,050 | 25,447 | السوق الأوروبية المشتركة : | |
| 25 | 19 | 21 | 4 | 26 | 27 | 35 | 64 | 46 | 11 | 10 | 0 | 145 | 771 | بلجيكا | |
| 4 | 4 | 386 | 863 | 1,328 | 1,209 | 421 | 632 | 1,014 | 758 | 36 | 172 | 10,308 | 3,086 | فرنسا | |
| 34 | 68 | 24 | 52 | 64 | 1,347 | 18 | 45 | 95 | 45 | 41 | 14 | 412 | 6,396 | ألمانيا الغربية | |
| 50 | 413 | 60 | 299 | 121 | 176 | 8 | 17 | 563 | 0 | 279 | 0 | 1,403 | 357 | هولندا | |
| 114 | 106 | 7 | 72 | 1,578 | 1,308 | 439 | 1,439 | 1,478 | 2,065 | 1,697 | 282 | 9,109 | 12,006 | إيطاليا | |
| 170 | 77 | 91 | 108 | 246 | 226 | 163 | 271 | 82 | 49 | 78 | 256 | 1,375 | 567 | المملكة المتحدة | |
| 2 | 7 | 1 | 3 | 3 | 4 | 3 | 4 | 7 | 4 | 1 | 1 | 40 | 30 | الدنمارك | |
| 4 | 47 | 444 | 230 | 744 | 509 | 0 | 215 | 2 | 352 | 351 | 0 | 1,927 | 1,167 | اليونان | |
| 0 | 333 | 0 | 0 | 384 | 0 | 0 | 0 | 0 | 0 | 0 | 331 | 331 | 13 | اسبانيا | |
| 7 | 1 | 11 | 128 | 19 | 16 | 14 | 11 | 10 | 2 | 5 | 3 | 58 | 1,482 | بقية الدول الأوروبية : | |
| 0 | 0 | 5 | 9 | 6 | 7 | 8 | 4 | 0 | 0 | 0 | 1 | 13 | 17 | النمسا | |
| 6 | 1 | 6 | 0 | 10 | 9 | 6 | 7 | 10 | 2 | 4 | 2 | 37 | 465 | السويد | |
| 0 | 0 | 0 | 0 | 4 | 0 | 0 | 0 | 0 | 0 | 1 | 0 | 8 | 999 | سويسرا | |
| 519 | 112 | 242 | 418 | 608 | 112 | 277 | 249 | 441 | 115 | 138 | 223 | 2,816 | 1,209 | الولايات المتحدة | |
| 1,078 | 3,576 | 3,829 | 526 | 5,237 | 5,881 | 2,745 | 2,836 | 3,905 | 5,782 | 3,789 | 1,649 | 53,664 | 39,686 | الدول الاشتراكية | |
| 0 | 0 | 0 | 0 | 0 | 0 | 0 | 447 | 0 | 513 | 0 | 0 | 960 | 675 | بلغاريا | |
| 0 | 314 | 0 | 327 | 485 | 155 | 152 | 0 | 127 | 121 | 0 | 140 | 1,971 | 1,336 | تشيكوسلوفاكيا | |
| 0 | 0 | 0 | 0 | 0 | 0 | 0 | 0 | 0 | 0 | 0 | 0 | 0 | 0 | ألمانيا الشرقية | |
| 0 | 0 | 0 | 0 | 13 | 0 | 0 | 0 | 0 | 0 | 0 | 0 | 0 | 0 | هنغاريا | |
| 6 | 1 | 0 | 0 | 0 | 0 | 0 | 1,236 | 1,271 | 2,013 | 578 | 1,145 | 16,228 | 4,875 | بولندا | |
| 0 | 0 | 0 | 0 | 0 | 1,119 | 633 | 623 | 1,128 | 0 | 0 | 0 | 11,812 | 7,149 | رومانيا | |
| 877 | 357 | 2 | 2 | 1 | 0 | 0 | 0 | 0 | 0 | 0 | 0 | 0 | 0 | روسيا | |
| 195 | 428 | 1,087 | 197 | 2,241 | 560 | 1,960 | 530 | 1,379 | 1,267 | 1,917 | 364 | 11,721 | 9,707 | يوغوسلافيا | |
| 0 | 2,476 | 2,740 | 0 | 2,497 | 4,047 | 0 | 0 | 0 | 1,868 | 1,294 | 0 | 10,972 | 15,938 | الصين الشعبية | |
| 13,463 | 11,014 | 13,367 | 13,005 | 5,391 | 2,380 | 8,756 | 3,136 | 2,735 | 14,135 | 10,001 | 9,500 | 94,933 | 55,426 | الهند | |
| 783 | 1,182 | 7 | 1,882 | 8 | 1,943 | 0 | 1,525 | 1,145 | 1,035 | 8,177 | 1,721 | 18,162 | 6,635 | اليابان | |
| 10,960 | 11,182 | 12,314 | 12,762 | 11,425 | 15,809 | 9,739 | 9,868 | 9,439 | 7,171 | 4,481 | 3,815 | 98,170 | 58,787 | البلدان الأخرى | |
| 916 | 1,362 | 869 | 1,422 | 1,785 | 1,692 | 794 | 1,611 | 302 | 1,304 | 1,001 | 341 | 11,465 | 8,785 | تركيا | |
| 2,151 | 680 | 1,118 | 2,213 | 704 | 530 | 1,522 | 634 | 755 | 561 | 249 | 0 | 11,269 | 7,347 | تايلاند | |
| 491 | 1,685 | 40 | 1,125 | 0 | 1,240 | 0 | 2,308 | 54 | 1,261 | 0 | 0 | 9,824 | 6,665 | كوريا الجنوبية | |
| 2,581 | 2,718 | 2,511 | 1,344 | 1,108 | 5,983 | 1,058 | 2,484 | 6,747 | 1,172 | 1,086 | 986 | 27,287 | 10,956 | اندونيسيا | |
| 0 | 720 | 508 | 829 | 1,224 | 322 | 1,204 | 379 | 774 | 351 | 935 | 737 | 6,293 | 3,998 | الباكستان | |

المصدر : دائرة الإحصاءات العامة .
* : أولية .

(٣٦) التوزيع الجغرافي للتجارة الخارجية (تابع)

(36) Geographical Distribution of External Trade (Con.)

الف دينار

Thousand JD

| COUNTRY | المستوردات | | | | | | | | | | | | * 1989 | * 1988 |
|--------------------------|--------------|----------------|-------------|---------------|--------------|--------------|-----------------------|----------------------|-----------------------|----------------------|---------------|------------|-----------|-----------|
| | 1990 * | | | | | | 1989 * | | | | | | | |
| | تموز JULY | حزيران JUNE | ايار MAY | نيسان APR. | اذار MAR. | شباط FEB. | كانون ثاني JAN. | كانون اول DEC. | تشرين ثاني NOV. | تشرين اول OCT. | ايلول SEP. | اب AUG. | | |
| TOTAL | 141,910 | 147,992 | 122,200 | 122,083 | 113,741 | 107,935 | 154,848 | 150,327 | 132,177 | 114,887 | 111,114 | 93,531 | 1230,010 | 1022,469 |
| A.C.M. COUNTRIES: | 16,847 | 16,520 | 24,736 | 21,783 | 25,978 | 21,127 | 24,600 | 26,948 | 23,611 | 24,290 | 24,475 | 18,618 | 250,645 | 139,621 |
| EGYPT | 1,383 | 1,640 | 1,843 | 1,310 | 2,028 | 928 | 1,640 | 2,145 | 1,168 | 1,612 | 2,248 | 1,058 | 18,455 | 9,658 |
| IRAQ | 14,585 | 13,734 | 21,486 | 19,612 | 23,067 | 18,606 | 22,312 | 23,633 | 21,475 | 21,068 | 20,575 | 16,830 | 212,661 | 117,334 |
| SYRIA | 867 | 1,146 | 1,406 | 861 | 883 | 1,565 | 649 | 1,169 | 968 | 1,611 | 1,652 | 730 | 19,526 | 9,619 |
| OTHER ARAB COUNT: | | | | | | | | | | | | | | |
| RIES | 8,389 | 17,235 | 9,655 | 13,758 | 14,869 | 8,735 | 8,385 | 7,269 | 12,705 | 12,850 | 6,650 | 4,437 | 86,936 | 122,060 |
| LEBANON | 798 | 945 | 889 | 557 | 853 | 633 | 893 | 973 | 805 | 924 | 500 | 489 | 6,853 | 7,950 |
| SAUDI ARABIA | 3,196 | 8,159 | 2,714 | 6,871 | 10,644 | 2,724 | 3,079 | 2,818 | 4,668 | 5,155 | 1,736 | 1,168 | 31,983 | 74,236 |
| KUWAIT | 3,660 | 5,108 | 3,167 | 2,939 | 2,460 | 3,575 | 2,567 | 2,456 | 3,269 | 3,636 | 3,800 | 1,795 | 29,782 | 22,702 |
| BAHRAIN | 24 | 1,273 | 1,551 | 1,299 | 36 | 332 | 622 | 4 | 1,190 | 2,321 | 83 | 2 | 5,920 | 3,783 |
| QATAR | 152 | 1,134 | 356 | 210 | 556 | 1,016 | 580 | 391 | 2,401 | 514 | 232 | 575 | 7,275 | 6,312 |
| U.A.E. | 139 | 300 | 355 | 1,086 | 223 | 172 | 246 | 245 | 160 | 142 | 156 | 111 | 1,616 | 1,348 |
| E.E.C. COUNTRIES: | 38,006 | 47,174 | 35,998 | 34,215 | 29,056 | 30,555 | 46,819 | 49,842 | 38,051 | 28,887 | 28,992 | 29,981 | 361,069 | 299,115 |
| BELGIUM | 2,356 | 2,000 | 3,675 | 3,055 | 2,144 | 3,815 | 2,430 | 2,516 | 3,024 | 2,977 | 2,927 | 1,445 | 25,770 | 24,190 |
| FRANCE | 5,720 | 10,442 | 3,465 | 4,480 | 4,293 | 3,141 | 18,935 | 16,102 | 9,215 | 2,956 | 5,735 | 4,875 | 72,596 | 39,578 |
| W. GERMANY | 7,231 | 8,492 | 9,151 | 8,452 | 6,952 | 7,084 | 7,926 | 7,594 | 6,483 | 7,072 | 4,699 | 6,919 | 76,186 | 65,950 |
| NETHERLANDS | 3,966 | 4,165 | 3,308 | 2,906 | 3,195 | 2,686 | 5,058 | 5,764 | 4,413 | 2,106 | 3,648 | 2,116 | 33,459 | 31,902 |
| ITALY | 5,502 | 6,778 | 5,805 | 5,867 | 4,644 | 5,335 | 4,512 | 5,779 | 5,093 | 5,883 | 3,951 | 4,631 | 51,177 | 46,470 |
| U.K. | 6,732 | 8,802 | 7,866 | 7,325 | 5,369 | 5,966 | 5,711 | 8,429 | 7,192 | 5,638 | 5,645 | 7,110 | 73,995 | 64,843 |
| DENMARK | 628 | 754 | 485 | 552 | 692 | 462 | 614 | 845 | 486 | 557 | 612 | 353 | 7,093 | 7,417 |
| GREECE | 738 | 1,020 | 471 | 395 | 311 | 976 | 472 | 530 | 749 | 569 | 305 | 409 | 5,974 | 5,609 |
| SPAIN | 4,359 | 3,380 | 1,002 | 938 | 1,030 | 982 | 811 | 834 | 1,186 | 777 | 967 | 1,036 | 9,848 | 10,945 |
| OTHER EUROPEAN COUNTRIES | 6,041 | 4,076 | 5,163 | 4,138 | 3,913 | 3,578 | 3,764 | 8,493 | 4,152 | 6,828 | 6,063 | 3,974 | 58,206 | 46,704 |
| AUSTRIA | 885 | 1,319 | 1,819 | 1,112 | 1,321 | 1,068 | 814 | 1,184 | 983 | 1,741 | 2,263 | 486 | 14,725 | 9,507 |
| SWEDEN | 1,481 | 719 | 1,419 | 685 | 674 | 544 | 1,131 | 1,619 | 1,350 | 1,664 | 636 | 643 | 15,237 | 11,233 |
| SWITZERLAND | 3,063 | 1,340 | 1,269 | 1,807 | 1,296 | 1,273 | 1,120 | 1,326 | 1,380 | 2,855 | 2,687 | 2,443 | 18,541 | 20,998 |
| U.S.A. | 27,528 | 24,882 | 16,654 | 15,185 | 7,755 | 16,932 | 41,587 | 23,723 | 20,771 | 10,042 | 21,077 | 14,064 | 170,768 | 128,860 |
| SOCIALIST COUNT: | | | | | | | | | | | | | | |
| RIES | 9,098 | 8,729 | 8,385 | 8,650 | 11,375 | 8,185 | 9,009 | 12,306 | 6,209 | 8,858 | 7,409 | 7,439 | 82,339 | 83,597 |
| BULGARIA | 1,093 | 229 | 1,183 | 770 | 3,424 | 293 | 2,343 | 5,594 | 1,662 | 800 | 234 | 172 | 11,284 | 11,527 |
| CZECHOSLOVEKIA | 511 | 634 | 499 | 357 | 578 | 632 | 405 | 460 | 390 | 399 | 372 | 843 | 5,660 | 5,730 |
| E. GERMANY | 409 | 317 | 540 | 268 | 294 | 231 | 292 | 186 | 361 | 142 | 124 | 239 | 4,618 | 3,918 |
| HUNGARY | 1,453 | 504 | 369 | 531 | 525 | 529 | 722 | 682 | 362 | 336 | 527 | 968 | 6,143 | 5,914 |
| POLAND | 231 | 827 | 1,644 | 1,693 | 1,139 | 2,762 | 261 | 669 | 553 | 457 | 1,500 | 73 | 6,140 | 5,386 |
| ROMANIA | 1,115 | 1,039 | 834 | 1,599 | 648 | 968 | 1,046 | 757 | 719 | 1,051 | 863 | 2,123 | 12,434 | 23,128 |
| U.S.S.R. | 370 | 925 | 560 | 312 | 377 | 208 | 341 | 308 | 113 | 1,012 | 1,007 | 169 | 4,580 | 4,499 |
| YUGOSLAVIA | 364 | 1,451 | 886 | 684 | 2,327 | 861 | 2,353 | 986 | 826 | 2,122 | 1,519 | 638 | 9,563 | 5,965 |
| CHINA | 3,552 | 2,803 | 1,870 | 2,436 | 2,063 | 1,701 | 1,246 | 2,664 | 1,223 | 2,539 | 1,263 | 2,214 | 21,917 | 17,530 |
| INDIA | 2,218 | 1,803 | 3,029 | 1,508 | 773 | 1,542 | 1,764 | 1,190 | 952 | 1,065 | 536 | 370 | 8,713 | 2,786 |
| JAPAN | 4,734 | 5,356 | 5,733 | 3,742 | 3,752 | 2,556 | 3,564 | 4,334 | 4,487 | 3,224 | 3,498 | 4,313 | 45,670 | 54,142 |
| OTHER COUNTRIES | 29,049 | 22,217 | 12,847 | 19,104 | 16,270 | 14,725 | 15,356 | 16,222 | 21,239 | 18,843 | 12,414 | 10,335 | 165,664 | 145,584 |
| TURKEY | 2,539 | 2,585 | 1,971 | 3,542 | 3,490 | 2,852 | 4,162 | 3,846 | 5,138 | 2,639 | 2,153 | 1,440 | 28,149 | 29,016 |
| TAIWAN | 2,638 | 3,108 | 2,910 | 2,806 | 3,282 | 1,992 | 1,872 | 3,238 | 1,966 | 2,130 | 1,824 | 1,941 | 23,097 | 20,511 |
| SOUTH KOREA | 2,137 | 1,621 | 937 | 1,636 | 1,337 | 1,225 | 1,042 | 1,672 | 1,189 | 1,550 | 1,102 | 988 | 15,281 | 12,786 |
| INDONESIA | 1,161 | 260 | 1,404 | 772 | 113 | 1,123 | 141 | 214 | 348 | 1,033 | 204 | 141 | 4,272 | 4,547 |
| PAKISTAN | 210 | 128 | 131 | 145 | 225 | 30 | 100 | 124 | 62 | 54 | 223 | 127 | 1,085 | 635 |

SOURCE : DEPARTMENT OF STATISTICS .

* : PRELIMINARY .

(٣٧) التركيب السلمي للصادرات الوطنية حسب التصنيف الدولي

(37) Domestic Exports by Commodity According to SITC

الف دينار

Thousand JD

| 1989 * | | | | 1989 * | 1988 * | 1987 | 1986 | التصنيف |
|-----------------------|----------------------|---------------|------------|---------|---------|---------|---------|--|
| تشرين ثاني NOV. | تشرين أول OCT. | أيلول SEP. | آب AUG. | | | | | |
| 50,222 | 59,316 | 50,998 | 36,683 | 534,106 | 324,788 | 248,773 | 225,615 | المجموع |
| 5,473 | 4,181 | 5,234 | 3,124 | 48,623 | 30,010 | 33,837 | 41,932 | ٠٠ المواد الغذائية والحيوانات الحية |
| 77 | 16 | 76 | 95 | 1,161 | 560 | 2,750 | 3,493 | حيوانات حية |
| 1,575 | 1,264 | 947 | 602 | 10,462 | 5,862 | 4,475 | 1,841 | منتجات الدلبان والبيض |
| 0 | 0 | 0 | 0 | 2,166 | 832 | 3,213 | 1,564 | دقيق الحنطة والقمح |
| 3,104 | 2,424 | 3,795 | 2,101 | 27,914 | 15,168 | 14,765 | 13,377 | الخصروات |
| 436 | 277 | 138 | 182 | 4,592 | 4,400 | 5,246 | 8,475 | العواكة والمكسرات |
| 0 | 0 | 2 | 0 | 227 | 1,408 | 1,721 | 12,407 | الأعلاف |
| 410 | 42 | 159 | 590 | 2,845 | 1,488 | 3,037 | 1,390 | ٠١ المشروبات والتبغ |
| 90 | 2 | 49 | 48 | 503 | 1,379 | 3,017 | 1,297 | المشروبات |
| 18,451 | 26,610 | 19,919 | 14,361 | 224,913 | 146,862 | 91,502 | 97,829 | ٠٢ المواد الخام غير الصالحة للأكل عدا المحروقات |
| 10,551 | 11,684 | 14,597 | 9,471 | 146,270 | 76,682 | 61,002 | 64,805 | الفسفات |
| 7,283 | 13,299 | 4,571 | 4,490 | 71,176 | 67,311 | 28,003 | 31,396 | البوتاس |
| 0 | 0 | 0 | 3 | 6 | 338 | 344 | 145 | ٠٣ الوقود المعدني ومواد الاشتتيم والمواد المشابهة |
| 129 | 21 | 250 | 0 | 2,446 | 632 | 437 | 1,514 | ٠٤ زيوت وشحوم حيوانية ونباتية |
| 129 | 21 | 215 | 0 | 2,384 | 365 | 196 | 1,373 | زيت زيتون |
| 13,816 | 18,385 | 16,039 | 10,936 | 155,974 | 91,625 | 69,932 | 54,455 | ٠٥ مواد كيميائية الدهانات |
| 167 | 228 | 258 | 105 | 1,693 | 1,264 | 1,176 | 313 | اللدوية |
| 3,860 | 3,153 | 2,005 | 2,685 | 29,873 | 18,534 | 18,633 | 15,430 | المنظفات والصابون |
| 116 | 831 | 1,548 | 949 | 8,484 | 2,280 | 3,846 | 4,092 | الاسمدة |
| 4,024 | 10,221 | 8,221 | 3,764 | 69,047 | 48,943 | 30,143 | 29,072 | ٠٦ بضائع مصنوعة مصنوعة حسب المسادة |
| 7,015 | 6,442 | 5,683 | 4,934 | 63,659 | 35,371 | 37,343 | 19,622 | منتجات الأخشاب |
| 885 | 230 | 385 | 34 | 4,348 | 1,366 | 115 | 611 | الورق والكرتون |
| 913 | 752 | 763 | 1,075 | 8,828 | 4,858 | 5,047 | 3,178 | العزل والنسيج ومصنوعاتهما |
| 1,177 | 1,353 | 1,672 | 716 | 12,891 | 13,092 | 11,160 | 3,322 | الاسمنت |
| 643 | 436 | 618 | 916 | 7,476 | 3,234 | 10,482 | 3,975 | ٠٧ آلات ومعدات نقل |
| 1,045 | 1,752 | 1,290 | 751 | 10,901 | 3,762 | 2,464 | 1,408 | ٠٨ مصنوعات متنوعة ملايس |
| 3,883 | 1,883 | 2,421 | 1,984 | 24,716 | 13,749 | 9,877 | 7,320 | مصنوعات بلاستيكية |
| 547 | 1,676 | 1,300 | 990 | 10,433 | 3,345 | 1,293 | 739 | ٠٩ أصناف ومعاملات غير مصنوعة |
| 528 | 304 | 290 | 199 | 3,563 | 3,573 | 3,753 | 3,924 | |
| 0 | 0 | 3 | 0 | 23 | 951 | 0 | 0 | |

المصدر : دائرة الإحصاءات العامة .
* : أولية .

(٣٧) التركيب السلمي للصادرات الوطنية حسب التصنيف الدولي (تابع)

(37) Domestic Exports by Commodity According to SITC (Con.)

الف دينار

Thousand JD

| CODE | 1990 * | | | | | | | 1989 * |
|---|-----------------|-----------------|-----------------|-----------------|-----------------|-----------------|-----------------------|----------------------|
| | تموز JULY | حزيران JUNE | ايار MAY | نيسان APR. | اذار MAR. | شباط FEB. | كانون ثاني JAN. | كانون اول DEC. |
| TOTAL ===== | 57,540 ===== | 57,372 ===== | 56,218 ===== | 51,925 ===== | 51,242 ===== | 54,507 ===== | 44,620 ===== | 53,219 ===== |
| 0. FOOD AND LIVE | | | | | | | | |
| ANIMALS | 8,158 | 7,575 | 5,117 | 3,848 | 5,080 | 5,110 | 5,287 | 6,392 |
| LIVE ANIMALS | 470 | 183 | 8 | 4 | 32 | 3 | 5 | 21 |
| DAIRY PRODUCTS & EGGS | 779 | 745 | 914 | 1,282 | 1,504 | 913 | 1,376 | 1,659 |
| WHEAT & FLOUR OF WHEAT | 0 | 0 | 0 | 1 | 0 | 536 | 373 | 0 |
| VEGETABLES | 4,899 | 4,460 | 3,182 | 1,648 | 2,402 | 2,624 | 2,824 | 3,887 |
| FRUITS AND NUTS | 1,787 | 1,893 | 714 | 688 | 741 | 662 | 445 | 562 |
| FODDER | 24 | 0 | 0 | 0 | 0 | 0 | 0 | 0 |
| 1. BEVERAGES AND TOBACCO | 242 | 475 | 573 | 516 | 578 | 148 | 338 | 138 |
| CIGARETTES | 114 | 52 | 104 | 0 | 80 | 50 | 49 | 71 |
| 2. CRUDE MAT., INEDIBLE, EXCEPT FUELS | 17,159 | 21,619 | 21,082 | 22,258 | 16,187 | 23,902 | 17,734 | 17,147 |
| PHOSPHATES | 10,946 | 12,281 | 13,967 | 13,026 | 9,887 | 13,731 | 10,281 | 12,603 |
| POTASH | 5,759 | 8,243 | 6,829 | 8,807 | 5,943 | 9,698 | 7,062 | 3,916 |
| 3. MINERAL FUELS, LUBRICANTS & RELATED MATERIALS | 0 | 0 | 0 | 0 | 0 | 0 | 5 | 0 |
| 4. ANIMAL & VEGETABLE OILS & FATS | 44 | 15 | 31 | 30 | 40 | 57 | 386 | 599 |
| OLIVE-OIL | 2 | 14 | 31 | 23 | 40 | 16 | 386 | 580 |
| 5. CHEMICALS | 17,747 | 15,804 | 18,039 | 13,863 | 18,089 | 13,308 | 11,472 | 13,238 |
| PAINTS | 601 | 313 | 350 | 389 | 241 | 232 | 514 | 228 |
| MEDICAMENTS | 2,927 | 3,323 | 4,949 | 2,044 | 3,027 | 3,563 | 2,195 | 4,644 |
| DETERGENTS AND SOAP | 2,514 | 2,492 | 1,191 | 897 | 1,034 | 771 | 1,060 | 978 |
| FERTILIZERS | 7,232 | 2,549 | 8,015 | 5,641 | 10,039 | 5,427 | 4,930 | 1,350 |
| 6. MANUFACTURED GOODS CLASSIFIED BY MAT. | 9,000 | 8,452 | 7,082 | 6,145 | 6,481 | 6,272 | 5,470 | 10,618 |
| ARTICLES OF WOODS | 13 | 1 | 1 | 604 | 566 | 739 | 472 | 1,021 |
| PAPER AND CARDBOARD | 836 | 1,204 | 847 | 854 | 757 | 495 | 869 | 917 |
| TEXTILE YARN, FABRICS, MADE UP ARTICLES & RELATED PRODUCTS | 3,369 | 2,225 | 1,648 | 1,911 | 1,837 | 1,567 | 1,535 | 1,889 |
| CEMENT | 2,191 | 3,041 | 1,780 | 507 | 269 | 624 | 552 | 2,095 |
| 7. MACHINERY & TRANSPORT EQUIP. | 1,112 | 1,339 | 1,301 | 1,766 | 1,309 | 1,605 | 1,491 | 1,613 |
| 8. MISC. MANUFACTURED ARTICLES | 4,078 | 2,093 | 2,993 | 3,499 | 3,425 | 4,105 | 2,315 | 3,474 |
| CLOTHES | 759 | 493 | 514 | 663 | 776 | 454 | 317 | 1,347 |
| PLASTIC PRODUCTS | 451 | 303 | 425 | 402 | 501 | 492 | 655 | 458 |
| 9. COMMODITIES & TRANSACTIONS NOT CLASSIFIED ELSEWHERE | 0 | 0 | 0 | 0 | 53 | 0 | 122 | 0 |

SOURCE : DEPARTMENT OF STATISTICS .
* : PRELIMINARY .

(٣٨) التركيب السلعي للمستوردات حسب التصنيف الدولي

الف دينار

(38) Imports by Commodity According To SITC

Thousand JD

| 1989 * | | | | 1989 * | 1988 * | 1987 | 1986 | التصنيف |
|-----------------------|----------------------|---------------|------------|-----------|-----------|---------|---------|-------------------------------------|
| تشرين ثاني NOV. | تشرين أول OCT. | أيلول SEP. | أب AUG. | | | | | |
| 132,177 | 114,887 | 111,114 | 93,531 | 1,230,010 | 1,022,469 | 915,545 | 850,199 | المجموع |
| 25,177 | 8,911 | 23,304 | 12,237 | 197,650 | 172,909 | 155,719 | 165,568 | ٠٠ المواد الغذائية والحيوانات الحية |
| 387 | 49 | 1,465 | 4 | 3,575 | 4,334 | 3,627 | 2,923 | حيوانات حية |
| 2,194 | 1,493 | 357 | 1,743 | 18,233 | 28,654 | 27,020 | 24,324 | اللحوم |
| 1,865 | 890 | 3,077 | 945 | 19,334 | 16,728 | 15,798 | 17,012 | منتجات الألبان والبيض |
| 70 | 181 | 200 | 5,878 | 17,536 | 25,417 | 28,710 | 15,822 | دقيق الحنطة والقمح |
| 9 | 0 | 4,707 | 33 | 7,972 | 10,570 | 7,256 | 9,772 | أرز مقشور |
| 49 | 0 | 0 | 0 | 12,036 | 8,251 | 9,307 | 8,696 | السكر |
| 2,705 | 2,492 | 2,380 | 1,063 | 24,534 | 17,410 | 16,506 | 25,367 | الفواكه والخضروات والمكسرات |
| 839 | 444 | 328 | 270 | 7,098 | 7,700 | 6,100 | 6,240 | القهوة والشاي والكاكاو والبهسبارات |
| 901 | 914 | 1,435 | 765 | 8,855 | 6,822 | 7,999 | 6,672 | ٠١ المشروبات والتبغ |
| 349 | 606 | 987 | 322 | 3,991 | 3,272 | 3,413 | 3,415 | التبغ الخام |
| 249 | 178 | 259 | 48 | 2,205 | 1,372 | 1,686 | 1,618 | السجائر |
| 7,858 | 3,983 | 4,543 | 2,780 | 40,705 | 37,591 | 34,730 | 28,646 | ٠٢ المواد الخام غير الصالحة للاكل |
| 270 | 1,420 | 633 | 839 | 8,696 | 8,166 | 7,189 | 6,457 | عدا المحروقات |
| 1,073 | 606 | 685 | 498 | 7,368 | 5,152 | 4,418 | 3,042 | الاحشاب والفلين |
| 4,277 | 694 | 412 | 999 | 9,744 | 4,938 | 2,615 | 2,796 | اللايف النسيجية وفضلاتها |
| | | | | | | | | المحبوب والمكسرات الزيتية |
| 22,139 | 27,049 | 20,272 | 18,408 | 235,435 | 157,808 | 156,138 | 116,480 | ٠٣ الوقود المعدني ومواد التتجيم |
| 18,532 | 22,084 | 15,329 | 14,610 | 190,272 | 127,110 | 118,590 | 92,832 | والمواد المشابهة |
| | | | | | | | | النفط الخام |
| 454 | 1,251 | 149 | 804 | 7,197 | 10,863 | 8,018 | 9,417 | ٠٤ زيوت وشحوم حيوانية |
| | | | | | | | | ونباتية |
| 17,566 | 13,977 | 11,769 | 10,121 | 134,314 | 100,501 | 91,671 | 74,865 | ٠٥ مواد كيميائية |
| 3,607 | 4,295 | 5,170 | 3,316 | 37,316 | 24,656 | 19,646 | 18,046 | أدوية ومستحضرات طبية |
| 360 | 191 | 128 | 270 | 3,085 | 3,737 | 2,903 | 3,672 | مواد ومستحضرات الزينة |
| 314 | 249 | 348 | 233 | 5,108 | 4,282 | 5,818 | 4,611 | والعطور والتنظيف |
| 5,904 | 3,028 | 2,929 | 2,529 | 34,225 | 27,734 | 24,079 | 14,302 | الاسمدة |
| | | | | | | | | مواد بلاستيكية |
| 23,708 | 24,893 | 17,622 | 17,322 | 225,523 | 177,082 | 163,189 | 140,947 | ٠٦ بضائع مصنوعة مصنفة حسب |
| 2,388 | 1,446 | 1,313 | 1,963 | 22,330 | 17,336 | 14,834 | 12,292 | المسادة |
| 3,267 | 1,782 | 1,853 | 1,942 | 25,410 | 20,833 | 16,149 | 12,776 | المصنوعات المطاطية |
| 4,916 | 5,422 | 4,065 | 4,426 | 50,877 | 34,419 | 29,468 | 26,102 | الورق والكرتون |
| 17 | 10 | 0 | 27 | 211 | 164 | 115 | 107 | العزل والمنسوجات والمصنوعات |
| 4,837 | 8,724 | 4,668 | 3,227 | 54,259 | 43,165 | 51,092 | 41,894 | منهلا |
| | | | | | | | | الاسمنت |
| | | | | | | | | الحديد والصلب |
| 24,102 | 22,276 | 22,172 | 21,325 | 258,736 | 233,671 | 186,290 | 176,604 | ٠٧ آلات ومعدات النقل |
| 14,358 | 15,174 | 13,105 | 13,961 | 149,983 | 130,301 | 103,018 | 103,225 | آلات كهربائية وغير |
| 9,744 | 7,102 | 9,067 | 7,364 | 108,753 | 103,370 | 83,272 | 73,379 | كهربائية وقطعها |
| 7,993 | 7,919 | 7,888 | 7,511 | 84,856 | 75,412 | 87,734 | 79,863 | ٠٨ مصنوعات متنوعة |
| 423 | 342 | 360 | 679 | 4,816 | 6,572 | 12,883 | 10,766 | آلات |
| 2,375 | 2,151 | 1,301 | 1,340 | 22,550 | 18,990 | 19,807 | 22,256 | ملابس و احذية |
| 1,084 | 1,212 | 970 | 2,159 | 14,321 | 12,859 | 19,150 | 14,589 | اجهزة وادوات مهنية |
| | | | | | | | | وعلمية |
| 2,279 | 3,714 | 1,960 | 2,258 | 36,739 | 49,810 | 24,057 | 51,137 | ٠٩ اصناف ومعاملات غير |
| | | | | | | | | مصنفة |

المصدر : دائرة الاحصاءات العامة .
* : اولى

(٣٨) التركيب السلي للمستوردات حسب التصنيف الدولي (تابع)

الف دينار

(38) Imports by Commodity According To SITC (Con.)

Thousand JD

| CODE | 1990 * | | | | | | | 1989 * |
|--|--------------|----------------|-------------|---------------|--------------|--------------|-----------------------|----------------------|
| | تموز JULY | حزيران JUNE | ايار MAY | نيسان APR. | اذار MAR. | شباط FEB. | كانون تاسي JAN. | كانون اول DEC. |
| TOTAL | 141,910 | 147,992 | 122,200 | 122,083 | 113,741 | 107,935 | 154,848 | 150,327 |
| 0. FOOD AND LIVE ANIMALS | 35,294 | 29,384 | 14,250 | 11,156 | 14,302 | 21,903 | 40,785 | 32,918 |
| LIVE ANIMALS | 777 | 371 | 1,620 | 2,150 | 1,326 | 3,674 | 52 | 562 |
| MEAT | 6,783 | 5,573 | 2,047 | 1,282 | 2,227 | 2,144 | 2,083 | 4,614 |
| DAIRY PRODUCTS AND EGGS | 4,269 | 2,704 | 1,173 | 870 | 1,817 | 2,003 | 2,339 | 3,775 |
| WHEAT AND FLOUR OF WHEAT | 6,273 | 7,418 | 23 | 0 | 2,135 | 6,510 | 23,856 | 0 |
| RICE | 21 | 4,712 | 396 | 0 | 25 | 44 | 4,198 | 241 |
| SUGAR | 22 | 4 | 4 | 0 | 5 | 3 | 1 | 200 |
| FRUITS, VEGETABLES AND NUTS | 14,235 | 1,931 | 2,513 | 1,780 | 3,184 | 1,877 | 1,704 | 3,568 |
| COFFEE, TEA, COCOA | | | | | | | | |
| AND SPICES | 1,819 | 845 | 1,222 | 470 | 722 | 836 | 931 | 806 |
| 1. BEVERAGES AND TOBACCO | 519 | 794 | 1,447 | 1,659 | 476 | 274 | 329 | 570 |
| CRUDE TOBACCO | 125 | 163 | 854 | 1,337 | 231 | 26 | 72 | 200 |
| CIGARETTES | 206 | 290 | 84 | 171 | 43 | 44 | 47 | 64 |
| 2. CRUDE MATERIALS, INEDIBLE, EXCEPT FUELS | 3,118 | 5,112 | 5,182 | 3,671 | 4,248 | 2,676 | 2,396 | 3,223 |
| WOOD, LUMBER AND CORK | 84 | 21 | 40 | 55 | 51 | 10 | 33 | 277 |
| TEXTILE FIBERS AND THEIR WASTE | 818 | 1,436 | 1,104 | 629 | 1,248 | 494 | 594 | 1,384 |
| OIL SEEDS, OIL NUTS AND OIL KERNELS | 646 | 2,225 | 2,661 | 1,072 | 783 | 224 | 140 | 1,443 |
| 3. MINERAL FUELS, LUBRICANTS AND RELATED MATERIALS | 16,626 | 20,821 | 19,626 | 23,145 | 31,207 | 19,625 | 23,133 | 25,089 |
| CRUDE OIL | 11,079 | 15,532 | 14,873 | 18,420 | 26,168 | 16,524 | 19,789 | 19,644 |
| 4. ANIMAL AND VEGETABLE OILS AND FATS | 4,836 | 3,523 | 385 | 745 | 1,580 | 1,312 | 2,264 | 578 |
| 5. CHEMICALS | 14,702 | 20,656 | 13,854 | 15,908 | 15,047 | 14,416 | 13,199 | 15,877 |
| MEDICAL & PHARMAC. PRODUCTS | 3,044 | 3,975 | 1,828 | 2,007 | 2,244 | 2,320 | 2,269 | 3,343 |
| ESSENTIAL OILS & PERFUME MATERIALS | | | | | | | | |
| POLISHING & CLEANING PREPS. | 969 | 809 | 707 | 780 | 602 | 462 | 636 | 290 |
| FERTILIZERS | 606 | 362 | 187 | 404 | 183 | 150 | 206 | 1,211 |
| PLASTIC MATERIALS | 3,632 | 4,892 | 3,860 | 4,919 | 5,620 | 5,000 | 4,111 | 5,242 |
| 6. MANUFACTURED GOODS CLASSIFIED BY MATERIAL | 28,373 | 28,278 | 24,574 | 25,372 | 19,320 | 19,352 | 24,629 | 21,902 |
| RUBBER PRODUCTS | 1,672 | 2,249 | 1,813 | 1,536 | 1,244 | 1,300 | 1,927 | 2,605 |
| PAPER AND CARDBOARD | 4,303 | 3,570 | 4,253 | 2,086 | 2,216 | 2,721 | 2,403 | 2,825 |
| TEXTILE YARN, FABRICS, MADE-UP ARTICLES AND RELATED PRODUCTS | 5,759 | 5,862 | 6,379 | 6,563 | 6,590 | 4,994 | 5,158 | 5,806 |
| CEMENT | 0 | 6 | 48 | 0 | 0 | 6 | 6 | 34 |
| IRON AND STEEL | 6,677 | 8,043 | 2,171 | 5,869 | 2,731 | 1,697 | 6,654 | 2,987 |
| 7. MACHINERY AND TRANSPORT EQUIPMENT ELECTRICAL & NON-ELECTRICAL MACHINERY | 14,431 | 13,939 | 13,976 | 14,389 | 9,677 | 11,511 | 13,402 | 18,501 |
| TRANSPORT EQUIPMENTS & SPAREPARTS | 14,786 | 13,207 | 16,664 | 11,793 | 9,708 | 8,854 | 26,914 | 18,556 |
| 8. MISC. MANUFACTURED ARTICLES FURNITURE | 8,185 | 10,593 | 8,878 | 10,768 | 6,888 | 6,441 | 6,096 | 6,839 |
| CLOTHING AND FOOTWEAR | 644 | 1,113 | 648 | 1,334 | 392 | 224 | 481 | 349 |
| SCIENTIFIC INSTRUMENTS, PHOTO- GRAPHIC EQUIPMENT ETC. | 1,454 | 3,304 | 2,002 | 3,733 | 1,863 | 978 | 958 | 1,537 |
| GRAPHIC EQUIPMENT ETC. | 1,281 | 1,507 | 1,686 | 1,704 | 1,304 | 1,998 | 1,819 | 834 |
| 9. COMMODITIES AND TRANSACTIONS NOT CLASSIFIED ELSEWHERE | 3,040 | 1,686 | 3,363 | 3,477 | 1,288 | 1,571 | 1,701 | 6,274 |

SOURCE : DEPARTMENT OF STATISTICS .

* : PRELIMINARY .

(٣٩) الصادرات الوطنية الى دول السوق العربية المشتركة حسب التصنيف الدولي

(39) Domestic Exports to ACMC According to SITC

الف دينار

Thousand JD

| 1989 * | | | | | | | | التصنيف |
|-----------------------|----------------------|---------------|------------|---------|--------|--------|--------|--|
| تشرين ثاني NOV. | تشرين اول OCT. | ايلول SEP. | آب AUG. | 1989 * | 1988 * | 1987 | 1986 | |
| 15,302 | 16,024 | 15,146 | 12,180 | 145,165 | 75,862 | 81,885 | 52,827 | المجموع |
| 1,551 | 1,160 | 969 | 636 | 13,258 | 8,190 | 10,347 | 17,060 | ٠٠ المواد الغذائية والحيوانات الحية |
| 0 | 4 | 0 | 8 | 1,148 | 318 | 1,337 | 1,583 | الحاصلات |
| 0 | 2 | 0 | 0 | 1,089 | 257 | 1,212 | 1,396 | البندورة ورب البندورة |
| 0 | 0 | 0 | 0 | 1 | 0 | 5 | 126 | البادنجان |
| 0 | 0 | 0 | 0 | 6 | 3 | 129 | 190 | العواكة والمكسرات |
| 0 | 0 | 0 | 0 | 1 | 2 | 125 | 181 | الحمضيات |
| 0 | 0 | 0 | 0 | 0 | 1 | 1 | 2 | المطبخ والشام |
| 0 | 0 | 2 | 0 | 222 | 1,408 | 1,718 | 12,145 | الاعشاب |
| 285 | 24 | 46 | 36 | 565 | 796 | 1,795 | 76 | ٠١ المشروبات والتبغ |
| 0 | 0 | 0 | 0 | 0 | 738 | 1,778 | 0 | السجائر |
| 470 | 336 | 274 | 682 | 4,308 | 755 | 368 | 883 | ٠٢ المواد الخام غير الصالحة للذكل عدا المحروقات |
| 0 | 0 | 0 | 0 | 3 | 335 | 326 | 104 | ٠٣ الوقود المعدني ومواد التشحيم والمواد المتماثلة |
| 82 | 16 | 110 | 0 | 378 | 278 | 241 | 286 | ٠٤ زيوت وشحوم حيوانية ونباتية |
| 5,129 | 6,249 | 5,913 | 5,836 | 52,675 | 24,582 | 28,270 | 16,537 | ٠٥ مواد كيميائية |
| 2,021 | 1,590 | 1,242 | 1,819 | 14,241 | 6,854 | 10,271 | 9,196 | اللدوية |
| 33 | 736 | 1,485 | 908 | 7,820 | 2,118 | 3,698 | 3,944 | المنظفات والصابون |
| 5,491 | 5,335 | 4,980 | 3,695 | 52,599 | 29,701 | 32,188 | 12,300 | ٠٦ بضائع مصنوعة مصنعة حسب المادة |
| 282 | 372 | 487 | 335 | 4,500 | 2,091 | 9,242 | 1,636 | الاسمنت |
| 936 | 1,597 | 1,072 | 537 | 8,819 | 2,519 | 1,477 | 611 | ٠٧ آلات ومعدات النقل |
| 1,358 | 1,307 | 1,782 | 758 | 12,560 | 8,696 | 6,873 | 4,970 | ٠٨ مصنوعات متنوعة |
| 0 | 0 | 0 | 0 | 0 | 10 | 0 | 0 | ٠٩ اصناف ومعاملات غير مصنعة |

المصدر : دائرة الإحصاءات العامة .
* : أولية .

(٣٩) الصادرات الوطنية الى دول السوق العربية المشتركة حسب التصنيف الدولي (تابع)

الف دينار

(39) Domestic Exports to ACMC According to SITC (Con.)

Thousand JD

| CODE | 1990 * | | | | | | | 1989 * |
|---|-----------------|-----------------|-----------------|-----------------|-----------------|-----------------|-----------------------|----------------------|
| | تموز JULY | حزيران JUNE | ايار MAY | نيسان APR. | اذار MAR. | شباط FEB. | كانون ثاني JAN. | كانون اول DEC. |
| TOTAL ===== | 15,403 ===== | 15,861 ===== | 13,962 ===== | 13,119 ===== | 14,376 ===== | 14,119 ===== | 14,266 ===== | 20,891 ===== |
| 0. FOOD AND LIVE ANIMALS ----- | 703 --- | 645 --- | 882 --- | 1,612 --- | 1,624 --- | 1,416 --- | 2,055 --- | 2,113 --- |
| VEGETABLES | 0 | 0 | 55 | 290 | 254 | 0 | 318 | 517 |
| TOMATOES AND TOMATO JUICE | 0 | 0 | 53 | 290 | 229 | 0 | 309 | 516 |
| EGGPLANTS | 0 | 0 | 0 | 0 | 0 | 0 | 0 | 1 |
| FRUITS AND NUTS | 5 | 7 | 84 | 92 | 4 | 0 | 0 | 0 |
| CITRUS FRUITS | 0 | 0 | 3 | 0 | 0 | 0 | 0 | 1 |
| WATERMELONS | 6 | 1 | 0 | 0 | 0 | 0 | 0 | 0 |
| FODDER | 0 | 0 | 0 | 0 | 0 | 0 | 0 | 0 |
| 1. BEVERAGES AND TOBACCO ----- | 113 --- | 409 --- | 470 --- | 449 --- | 419 --- | 91 --- | 285 --- | 68 --- |
| CIGARETTES | 0 | 0 | 0 | 0 | 0 | 0 | 0 | 0 |
| 2. CRUDE MATERIALS, INEDIBLE, EXCEPT FUELS ----- | 147 --- | 459 --- | 205 --- | 198 --- | 217 --- | 288 --- | 402 --- | 304 --- |
| 3. MINERAL FUELS, LUBRICANTS AND RELATED MATERIALS ----- | 0 - | 0 - | 0 - | 0 - | 0 - | 0 - | 0 - | 0 - |
| 4. ANIMAL AND VEGETABLE OILS AND FATS ----- | 42 -- | 0 - | 0 - | 8 - | 0 - | 40 -- | 313 --- | 159 --- |
| 5. CHEMICALS ----- | 6,644 ----- | 8,044 ----- | 6,836 ----- | 4,235 ----- | 5,046 ----- | 5,138 ----- | 4,805 ----- | 6,777 ----- |
| MEDICAMENTS | 525 | 1,365 | 2,714 | 877 | 1,461 | 1,740 | 1,347 | 2,160 |
| DETERGENTS AND SOAP | 2,457 | 2,365 | 1,120 | 817 | 960 | 701 | 1,051 | 904 |
| 6. MANUFACTURED GOODS CLASSIFIED BY MATERIAL ----- | 5,817 ----- | 4,367 ----- | 3,719 ----- | 4,365 ----- | 4,940 ----- | 4,699 ----- | 4,036 ----- | 8,331 ----- |
| CEMENT | 55 | 240 | 66 | 142 | 34 | 70 | 91 | 948 |
| 7. MACHINERY AND TRANSPORT EQUIP. ----- | 936 --- | 1,019 --- | 969 --- | 1,430 --- | 1,067 --- | 1,341 --- | 1,253 --- | 1,391 --- |
| 8. MISC. MANUFACTURED ARTICLES ----- | 1,001 --- | 918 --- | 881 --- | 802 --- | 1,063 --- | 1,106 --- | 1,117 --- | 1,748 --- |
| 9. COMMODITIES AND TRANSACTION NOT CLASSIFIED ELSEWHERE ----- | 0 - | 0 - | 0 - | 0 - | 0 - | 0 - | 0 - | 0 - |

SOURCE: DEPARTMENT OF STATISTICS.

* : PRELIMINARY .

(٤٠) المستوردات من دول السوق العربية المشتركة حسب التصنيف الدولي

(40) Imports From ACMC According to SITC

الف دينار

Thousand JD

| 1989 * | | | | 1989 * | 1988 * | 1987 | 1986 | التصنيف |
|--------------------|-------------------|---------------|------------|---------|---------|---------|--------|---|
| تشرين ثاني NOV. | تشرين اول OCT. | ايلول SEP. | آب AUG. | | | | | |
| 23,611 | 24,290 | 24,475 | 18,618 | 250,645 | 139,621 | 120,664 | 99,642 | المجموع |
| 770 | 1,344 | 3,099 | 622 | 17,943 | 11,752 | 10,340 | 18,261 | ٠٠ المواد الغذائية والحيوانات الحية |
| 7 | 1 | 2 | 0 | 19 | 240 | 24 | 65 | حيوانات حية |
| 183 | 338 | 1,219 | 270 | 3,701 | 3,852 | 3,524 | 5,094 | الفواكه |
| 258 | 689 | 157 | 209 | 4,274 | 774 | 580 | 3,263 | الخضروات |
| 9 | 0 | 267 | 0 | 731 | 828 | 1,655 | 2,389 | ارز |
| 0 | 137 | 1,250 | 35 | 7,170 | 4,650 | 844 | 5,422 | حنطة وشعير |
| 73 | 0 | 46 | 1 | 221 | 210 | 219 | 144 | ٠١ المشروبات والتبغ |
| 169 | 320 | 2,680 | 290 | 5,447 | 12,283 | 9,280 | 8,335 | ٠٢ المواد الخام غير الصالحة للاكل عدا المحروقات |
| 19,943 | 20,050 | 16,705 | 16,424 | 200,911 | 101,088 | 90,504 | 65,045 | ٠٣ الوقود المعدني ومواد التسخيم والمواد المشابهة |
| 32 | 0 | 0 | 0 | 50 | 0 | 0 | 10 | ٠٤ زيوت وشحوم حيوانية ونباتية |
| 965 | 730 | 419 | 212 | 6,817 | 4,810 | 2,845 | 1,086 | ٠٥ مواد كيميائية |
| 666 | 907 | 1,134 | 810 | 11,940 | 6,516 | 4,850 | 4,056 | ٠٦ بضائع مصنوعة مصنفة حسب المسادة |
| 263 | 373 | 576 | 360 | 5,531 | 4,007 | 2,314 | 1,990 | المنسوجات |
| 103 | 34 | 46 | 64 | 679 | 350 | 319 | 38 | الاحذية |
| 10 | 0 | 0 | 0 | 35 | 163 | 24 | 141 | الزجاج |
| 215 | 203 | 21 | 42 | 1,393 | 560 | 515 | 355 | ٠٧ آلات ومعدات النقل |
| 778 | 616 | 371 | 217 | 5,775 | 2,367 | 2,103 | 2,350 | ٠٨ مصنوعات متنوعة |
| 479 | 437 | 214 | 138 | 3,693 | 1,495 | 1,215 | 1,611 | ملابس |
| 0 | 120 | 0 | 0 | 148 | 35 | 8 | 0 | ٠٩ مواد غير مصنفة |

المصدر : دائرة الإحصاءات العامة .
* : أولية .

(٤٠) المستوردات من دول السوق العربية المشتركة حسب التصنيف الدولي (تابع)

الف دينار

(40) Imports From ACMC According to SITC (Con.)

Thousand JD

| CODE | 1990 * | | | | | | | 1989 * |
|---|--------------|----------------|-------------|---------------|--------------|--------------|-----------------------|----------------------|
| | تموز JULY | حزيران JUNE | ايار MAY | نيسان APR. | ادار MAR. | شباط FEB. | كانون ثاني JAN. | كانون اول DEC. |
| TOTAL | 16,847 | 16,520 | 24,736 | 21,783 | 25,978 | 21,127 | 24,600 | 26,948 |
| 0. FOOD AND LIVE ANIMALS | 793 | 1,035 | 1,461 | 730 | 1,487 | 1,608 | 525 | 531 |
| LIVE ANIMALS | 200 | 27 | 2 | 37 | 23 | 85 | 1 | 0 |
| FRUITS | 420 | 714 | 907 | 477 | 1,381 | 270 | 292 | 210 |
| VEGETABLES | 58 | 23 | 277 | 2 | 39 | 184 | 23 | 54 |
| RICE | 0 | 0 | 0 | 0 | 0 | 0 | 0 | 0 |
| WHEAT AND BARLEY | 0 | 12 | 93 | 51 | 38 | 841 | 0 | 0 |
| 1. BEVERAGES AND TOBACCO | 5 | 19 | 4 | 6 | 30 | 16 | 19 | 13 |
| 2. CRUDE MATERIALS, INEDIBLE, EXCEPT FUELS | 238 | 1,072 | 2,582 | 690 | 917 | 362 | 387 | 378 |
| 3. MINERALS FUELS, LUBRICANTS & RELATED MATERIALS | 13,733 | 12,062 | 17,608 | 17,430 | 21,517 | 17,603 | 21,011 | 22,261 |
| 4. ANIMALS & VEGETABLES OILS & FATS | 0 | 0 | 0 | 0 | 0 | 0 | 0 | 0 |
| 5. CHEMICALS | 725 | 720 | 1,140 | 1,293 | 586 | 644 | 616 | 1,420 |
| 6. MANUFACTURED GOODS CLASSIFIED BY MATERIAL | 616 | 787 | 1,244 | 832 | 1,016 | 418 | 1,238 | 1,666 |
| TEXTILES | 266 | 351 | 570 | 593 | 743 | 266 | 326 | 966 |
| WOODS | 55 | 143 | 1 | 2 | 70 | 26 | 179 | 137 |
| GLASS | 0 | 26 | 0 | 9 | 21 | 28 | 39 | 0 |
| 7. MACHINERY & TRANSPORT EQUIP. | 205 | 160 | 100 | 176 | 99 | 132 | 404 | 157 |
| 8. MISCELLANEOUS MANUFACTURED ARTICLES | 532 | 665 | 557 | 626 | 326 | 344 | 375 | 514 |
| CLOTHES | 271 | 418 | 391 | 541 | 43 | 52 | 266 | 355 |
| 9. COMMODITIES & TRANSACTIONS NOT CLASSIFIED ELSEWHERE | 0 | 0 | 40 | 0 | 0 | 0 | 25 | 8 |

SOURCE: DEPARTMENT OF STATISTICS.

* : PRELIMINARY .

(٤١) الأرقام القياسية لسعر الوحدة ووحدة الكمية للصادرات - المستوردات

(41) Indices of Unit Price and Unit Volume of Exports - Imports

(1985 = 100)

| سبب التصنيف الدولي | | | | | | | الفترة |
|--------------------------------|--------------------------|-------------------------|--------------------------------|---------------|------------------------|--------------------------------|--------------------|
| مجموع الصادرات | مواد غذائية وحيوانات حية | مشروبات و تبغ | مواد خام عدا المحروقات | مواد كيميائية | مواد مصنعة | مشتقات متنوعة | |
| TOTAL EXPORTS | FOOD & LIVE ANIMALS (0) | BEVERAGES & TOBACCO (1) | RAW MATERIALS EXCEPT FUELS (2) | CHEMICALS (5) | MANUFACTURED GOODS (6) | VARIOUS MANUFACTURED GOODS (8) | |
| ١ (الرقم القياسي لسعر الوحدة | | | | | | | |
| 103.6 | 103.7 | 102.5 | 112.9 | 106.5 | 91.7 | 89.1 | ١٩٨٢ |
| 94.6 | 98.4 | 101.7 | 99.2 | 92.0 | 92.9 | 73.0 | ١٩٨٣ |
| 103.1 | 100.6 | 103.0 | 104.0 | 118.1 | 98.7 | 100.4 | ١٩٨٤ |
| 100.0 | 100.0 | 100.0 | 100.0 | 100.0 | 100.0 | 100.0 | ١٩٨٥ |
| 86.1 | 98.3 | 118.7 | 81.1 | 86.2 | 94.7 | 82.5 | ١٩٨٦ |
| 79.9 | 95.4 | 80.5 | 71.2 | 87.3 | 90.3 | 68.0 | ١٩٨٧ |
| 93.1 | 105.8 | 84.2 | 90.9 | 95.2 | 97.3 | 88.9 | ١٩٨٨ |
| 145.3 | 113.8 | 164.0 | 158.6 | 134.7 | 112.3 | 127.3 | * ١٩٨٩ |
| 83.8 | 101.4 | 71.1 | 75.3 | 95.4 | 96.0 | 82.0 | الربع الاول ١٩٨٨ |
| 89.3 | 108.1 | 88.2 | 84.7 | 90.7 | 106.1 | 74.4 | الربع الثاني |
| 91.4 | 103.3 | 136.8 | 90.9 | 91.2 | 82.6 | 65.3 | الربع الثالث |
| 104.5 | 109.3 | 131.8 | 105.4 | 102.9 | 96.5 | 94.5 | الربع الرابع |
| 129.2 | 105.0 | 158.7 | 137.0 | 129.7 | 96.0 | 93.6 | * ١٩٨٩ الربع الاول |
| 134.6 | 112.4 | 133.8 | 152.5 | 118.3 | 105.9 | 120.3 | الربع الثاني |
| 151.9 | 112.9 | 198.8 | 170.3 | 139.9 | 117.5 | 126.7 | الربع الثالث |
| 164.3 | 123.0 | 182.6 | 175.5 | 157.0 | 121.3 | 157.5 | الربع الرابع |
| 166.8 | 144.5 | 199.9 | 183.6 | 150.2 | 139.5 | 161.7 | * ١٩٩٠ الربع الاول |
| 178.0 | 160.8 | 223.2 | 191.0 | 162.7 | 172.9 | 147.3 | الربع الثاني |
| ب (الرقم القياسي لوحدة الكمية | | | | | | | |
| 69.0 | 87.1 | 312.3 | 54.1 | 41.4 | 92.8 | 117.0 | ١٩٨٢ |
| 68.4 | 90.2 | 204.0 | 56.3 | 78.4 | 52.5 | 60.3 | ١٩٨٣ |
| 96.0 | 96.5 | 232.1 | 85.0 | 112.3 | 92.3 | 127.2 | ١٩٨٤ |
| 100.0 | 100.0 | 100.0 | 100.0 | 100.0 | 100.0 | 100.0 | ١٩٨٥ |
| 102.6 | 98.0 | 60.5 | 122.5 | 124.0 | 52.2 | 47.9 | ١٩٨٦ |
| 121.9 | 81.4 | 194.9 | 130.5 | 157.2 | 104.1 | 78.5 | ١٩٨٧ |
| 136.6 | 65.1 | 91.2 | 164.1 | 188.9 | 91.6 | 83.6 | ١٩٨٨ |
| 144.0 | 98.1 | 89.6 | 144.0 | 227.2 | 142.7 | 105.0 | * ١٩٨٩ |
| 149.4 | 58.1 | 216.9 | 140.4 | 209.8 | 156.7 | 123.9 | الربع الاول ١٩٨٨ |
| 116.1 | 72.7 | 74.0 | 144.4 | 163.7 | 53.6 | 55.3 | الربع الثاني |
| 137.3 | 92.5 | 26.1 | 171.4 | 159.6 | 56.7 | 64.5 | الربع الثالث |
| 162.7 | 70.9 | 39.5 | 201.9 | 217.9 | 64.9 | 118.7 | الربع الرابع |
| 123.9 | 66.1 | 11.5 | 148.3 | 146.9 | 135.1 | 101.0 | * ١٩٨٩ الربع الاول |
| 151.2 | 100.3 | 129.1 | 151.6 | 279.3 | 110.0 | 81.5 | الربع الثاني |
| 144.8 | 103.7 | 138.5 | 133.0 | 256.0 | 129.8 | 112.1 | الربع الثالث |
| 154.1 | 119.8 | 66.5 | 144.0 | 219.9 | 199.9 | 126.8 | الربع الرابع |
| 141.2 | 98.3 | 110.0 | 127.9 | 224.0 | 131.6 | 131.6 | * ١٩٩٠ الربع الاول |
| 145.7 | 94.5 | 144.8 | 138.2 | 230.2 | 126.3 | 125.9 | الربع الثاني |

ملاحظة: أرقام السنوات قبل عام ١٩٨٥ تم اشتقاقها من ربط الرقم القياسي القديم (١٩٨٥=١٠٠) بالرقم القياسي الجديد .
* : أولية .

(٤١) الأرقام القياسية لسعر الوحدة ووحدة الكمية للصادرات - المستوردات (تابع)

(41) Indices of Unit Price and Unit Volume of Exports- Imports (Con.)

(1985 = 100)

| PERIOD | CATEGORIES OF S. I. T. C. | | | | | | | | | |
|--------------------------|--------------------------------|-------------------------------------|------------------------|---------------|-------------------|--------------------------------|--------------------------------|-------------------------|--------------------------|------------------|
| | مصنوعات متنوعة | آلات ومعدات النقل | مواد مصنعة | مواد كيميائية | زيوت وشحوم | وقود معدني و مواد تشحيم | مواد خام عسدا والمحروقات | مشروبات و شاي | مواد غذائية وحيوانات حية | مجموع المستوردات |
| | VARIOUS MANUFACTURED GOODS (8) | MACHINERY & TRANSPORT MATERIALS (7) | MANUFACTURED GOODS (6) | CHEMICALS (5) | OILS AND FATS (4) | MINERAL FUELS & LUBRICANTS (3) | RAW MATERIALS EXCEPT FUELS (2) | BEVERAGES & TOBACCO (1) | FOOD & LIVE ANIMALS (0) | TOTAL IMPORTS |
| A _ INDEX OF UNIT PRICE | | | | | | | | | | |
| 1982 | 109.5 | 111.3 | 94.3 | 114.6 | 93.9 | 106.9 | 94.7 | 83.8 | 120.7 | 107.0 |
| 1983 | 98.9 | 91.6 | 95.9 | 127.7 | 62.1 | 94.4 | 105.5 | 111.0 | 104.8 | 97.8 |
| 1984 | 98.7 | 98.7 | 100.8 | 105.3 | 99.2 | 98.8 | 102.3 | 98.4 | 111.1 | 102.7 |
| 1985 | 100.0 | 100.0 | 100.0 | 100.0 | 100.0 | 100.0 | 100.0 | 100.0 | 100.0 | 100.0 |
| 1986 | 79.3 | 84.7 | 93.6 | 74.4 | 89.0 | 48.4 | 86.7 | 84.8 | 91.8 | 75.3 |
| 1987 | 93.9 | 87.2 | 96.2 | 91.5 | 61.8 | 56.0 | 84.5 | 80.5 | 83.0 | 78.2 |
| 1988 | 89.0 | 104.8 | 112.1 | 68.4 | 58.0 | 58.3 | 97.9 | 87.8 | 94.2 | 82.7 |
| 1989 | 130.8 | 136.2 | 167.2 | 101.4 | 102.8 | 91.6 | 156.3 | 142.8 | 141.7 | 120.0 |
| 1ST. QTR. 1988 | 88.4 | 109.2 | 95.4 | 79.1 | 71.1 | 52.0 | 94.8 | 74.2 | 70.3 | 75.6 |
| 2ND. QTR. | 68.0 | 110.5 | 96.1 | 61.7 | 54.7 | 52.5 | 99.6 | 85.1 | 91.7 | 76.4 |
| 3RD. QTR. | 95.2 | 107.9 | 124.0 | 63.4 | 53.0 | 57.7 | 103.1 | 86.3 | 92.5 | 84.6 |
| 4TH. QTR. | 112.2 | 93.1 | 134.5 | 70.2 | 65.2 | 68.4 | 94.3 | 102.4 | 113.2 | 91.4 |
| 1ST. QTR. 1989 | 125.3 | 113.1 | 134.7 | 96.0 | 86.7 | 78.6 | 134.6 | 110.4 | 123.5 | 102.3 |
| 2ND. QTR. | 120.9 | 115.7 | 158.6 | 89.8 | 101.5 | 89.9 | 149.6 | 130.0 | 140.4 | 112.8 |
| 3RD. QTR. | 143.1 | 141.6 | 166.8 | 111.4 | 111.0 | 88.9 | 147.1 | 172.3 | 141.1 | 121.5 |
| 4TH. QTR. | 131.9 | 175.0 | 184.2 | 105.2 | 120.5 | 109.3 | 185.4 | 154.3 | 159.4 | 140.2 |
| 1ST. QTR. 1990 | 145.2 | 205.6 | 195.2 | 175.9 | 91.6 | 110.4 | 206.0 | 194.4 | 174.9 | 151.4 |
| 2ND. QTR. | 161.9 | 218.8 | 203.1 | 181.7 | 94.0 | 91.7 | 279.9 | 198.9 | 188.8 | 153.8 |
| B _ INDEX OF UNIT VOLUME | | | | | | | | | | |
| 1982 | 87.7 | 138.7 | 120.3 | 60.9 | 57.9 | 102.1 | 66.5 | 185.8 | 88.9 | 103.3 |
| 1983 | 91.2 | 130.5 | 117.8 | 64.8 | 60.5 | 99.3 | 91.8 | 194.5 | 94.9 | 104.2 |
| 1984 | 95.2 | 105.4 | 97.0 | 108.3 | 100.9 | 96.8 | 85.3 | 199.2 | 94.3 | 97.7 |
| 1985 | 100.0 | 100.0 | 100.0 | 100.0 | 100.0 | 100.0 | 100.0 | 100.0 | 100.0 | 100.0 |
| 1986 | 95.7 | 100.6 | 88.8 | 148.8 | 104.3 | 107.8 | 99.9 | 194.9 | 102.6 | 105.1 |
| 1987 | 88.9 | 103.0 | 103.9 | 148.1 | 127.8 | 124.8 | 102.1 | 246.2 | 106.7 | 109.0 |
| 1988 | 80.6 | 107.5 | 93.1 | 217.3 | 184.5 | 121.3 | 116.1 | 192.5 | 104.5 | 115.1 |
| 1989 | 61.7 | 91.6 | 79.5 | 195.8 | 69.0 | 115.1 | 78.8 | 153.6 | 79.4 | 95.4 |
| 1ST. QTR. 1988 | 70.9 | 92.9 | 99.9 | 195.5 | 125.0 | 115.6 | 114.1 | 185.7 | 103.3 | 109.8 |
| 2ND. QTR. | 109.4 | 90.8 | 101.1 | 229.6 | 337.5 | 113.6 | 105.2 | 206.3 | 91.4 | 117.2 |
| 3RD. QTR. | 71.4 | 101.1 | 83.5 | 200.8 | 80.6 | 113.8 | 133.3 | 175.6 | 88.5 | 104.6 |
| 4TH. QTR. | 72.9 | 150.2 | 90.4 | 243.0 | 171.5 | 142.3 | 68.8 | 125.3 | 137.3 | 130.1 |
| 1ST. QTR. 1989 | 55.6 | 96.2 | 85.2 | 155.1 | 91.2 | 117.9 | 51.4 | 178.8 | 75.0 | 94.3 |
| 2ND. QTR. | 65.4 | 88.9 | 76.2 | 181.2 | 68.4 | 108.0 | 70.9 | 116.9 | 75.7 | 91.1 |
| 3RD. QTR. | 61.1 | 89.3 | 77.9 | 181.6 | 40.7 | 111.2 | 91.7 | 169.4 | 69.7 | 91.2 |
| 4TH. QTR. | 65.6 | 92.0 | 90.3 | 265.4 | 74.6 | 121.7 | 98.3 | 153.2 | 95.7 | 105.5 |
| 1ST. QTR. 1990 | 50.9 | 75.1 | 76.5 | 143.4 | 221.8 | 120.0 | 54.7 | 55.0 | 100.2 | 92.6 |
| 2ND. QTR. | 71.0 | 74.0 | 90.8 | 164.1 | 195.0 | 124.2 | 60.3 | 194.3 | 66.0 | 95.0 |

NOTE : DATA FOR YEARS BEFORE 1985 HAVE BEEN DERIVED BY LINKING THE OLD INDEX (1980=100) TO THE NEW ONE.

* : PRELIMINARY.

(٤٢) القادمون والمغادرون حسب الجنسيات

(42) Arrivals and Departures by Nationality

بالآلاف شخص

In thousand of persons

| جنسيات عربية أخرى OTHER ARAB NATIONALITIES | | عراقي IRAQI | | سعودي SAUDI | | سوري SYRIAN | | مصري EGYPTIAN | | اردني JORDANIAN | | المجموع TOTAL | | المعتمرة |
|---|-------------------------|-----------------|-------------------------|-----------------|-------------------------|-----------------|-------------------------|------------------|-------------------------|--------------------|-------------------------|------------------|-------------------------|--------------------|
| قادم ARRIVAL | مغادر DEPART- URE | قادم ARRIVAL | مغادر DEPART- URE | قادم ARRIVAL | مغادر DEPART- URE | قادم ARRIVAL | مغادر DEPART- URE | قادم ARRIVAL | مغادر DEPART- URE | قادم ARRIVAL | مغادر DEPART- URE | قادم ARRIVAL | مغادر DEPART- URE | |
| 180.5 | 143.9 | 114.1 | 135.0 | 149.5 | 134.9 | 436.3 | 330.8 | 332.8 | 292.2 | 633.2 | 642.9 | 2252.8 | 2045.8 | ١٩٨٠ |
| 156.6 | 177.2 | 151.1 | 166.7 | 156.7 | 151.3 | 314.2 | 271.0 | 346.0 | 372.9 | 731.9 | 669.5 | 2219.8 | 2182.5 | ١٩٨١ |
| 155.6 | 167.0 | 133.1 | 130.4 | 159.7 | 134.1 | 298.5 | 309.6 | 899.4 | 769.1 | 625.4 | 694.3 | 2553.0 | 2505.4 | ١٩٨٢ |
| 134.2 | 128.6 | 32.2 | 27.7 | 178.5 | 158.4 | 283.8 | 285.3 | 834.4 | 801.8 | 682.5 | 706.6 | 2436.4 | 2364.8 | ١٩٨٣ |
| 129.3 | 110.8 | 61.8 | 54.4 | 178.1 | 169.9 | 263.6 | 276.7 | 651.2 | 661.9 | 694.3 | 697.7 | 2259.3 | 2230.4 | ١٩٨٤ |
| 165.0 | 183.8 | 71.7 | 65.6 | 248.1 | 252.0 | 326.2 | 337.2 | 750.2 | 680.1 | 909.7 | 893.6 | 2758.6 | 2688.6 | ١٩٨٥ |
| 160.9 | 156.0 | 62.6 | 61.9 | 234.6 | 246.8 | 386.0 | 379.2 | 759.6 | 702.1 | 837.8 | 963.3 | 2734.8 | 2803.5 | ١٩٨٦ |
| 188.8 | 198.7 | 63.4 | 64.6 | 283.1 | 277.5 | 464.7 | 464.3 | 603.6 | 579.2 | 1027.4 | 1212.4 | 2924.3 | 3123.3 | ١٩٨٧ |
| 210.6 | 213.3 | 42.9 | 57.0 | 390.5 | 394.5 | 641.4 | 629.3 | 786.0 | 766.6 | 1135.7 | 1269.1 | 3524.7 | 3636.3 | ١٩٨٨ |
| 247.0 | 262.1 | 42.2 | 48.4 | 388.0 | 349.7 | 594.0 | 488.4 | 655.3 | 634.4 | 1107.0 | 1190.9 | 3373.4 | 3308.6 | ١٩٨٩ |
| 301.4 | 291.6 | 96.0 | 91.3 | 329.7 | 281.5 | 611.9 | 489.7 | 736.1 | 805.0 | 1276.5 | 1143.2 | 3910.5 | 3682.9 | ١٩٩٠ |
| 24.8 | 33.6 | 3.6 | 4.2 | 38.7 | 54.5 | 54.5 | 64.0 | 52.3 | 45.6 | 70.2 | 179.3 | 269.4 | 406.4 | ١٩٨٩ أيلول |
| 13.3 | 14.6 | 5.2 | 4.0 | 19.5 | 18.1 | 39.3 | 35.2 | 17.0 | 13.2 | 56.8 | 63.9 | 181.6 | 177.1 | تشرين اول |
| 11.3 | 11.4 | 4.1 | 4.3 | 15.6 | 15.8 | 32.2 | 32.1 | 26.4 | 28.3 | 54.3 | 60.0 | 169.7 | 177.0 | تشرين ثاني |
| 12.0 | 12.0 | 5.1 | 5.1 | 14.9 | 15.2 | 32.2 | 29.5 | 30.7 | 31.7 | 57.7 | 77.1 | 177.1 | 192.1 | كانون اول |
| 12.9 | 12.5 | 5.0 | 5.6 | 22.1 | 18.4 | 39.0 | 29.9 | 26.4 | 24.8 | 92.5 | 79.8 | 220.7 | 194.1 | ١٩٩٠ كانون ثاني |
| 10.8 | 10.5 | 6.2 | 5.7 | 14.9 | 15.4 | 35.9 | 29.7 | 25.2 | 25.2 | 63.0 | 74.1 | 181.2 | 184.2 | شباط |
| 10.6 | 11.2 | 6.8 | 6.4 | 15.9 | 17.0 | 29.8 | 26.9 | 30.6 | 31.7 | 68.9 | 71.6 | 197.6 | 198.3 | آذار |
| 11.2 | 10.6 | 6.7 | 5.7 | 17.2 | 14.4 | 32.2 | 30.7 | 29.9 | 34.2 | 83.6 | 86.3 | 216.4 | 216.8 | نيسان |
| 13.3 | 12.5 | 9.4 | 9.4 | 18.9 | 19.3 | 43.0 | 31.6 | 40.8 | 34.8 | 74.7 | 70.3 | 229.2 | 209.3 | أيار |
| 66.8 | 23.9 | 12.9 | 11.5 | 72.2 | 24.9 | 116.9 | 53.7 | 82.4 | 72.1 | 302.6 | 85.3 | 681.2 | 293.6 | حزيران |
| 46.2 | 44.9 | 18.6 | 16.3 | 84.5 | 65.8 | 76.9 | 46.9 | 57.0 | 74.1 | 184.6 | 133.3 | 495.7 | 406.5 | تموز |
| 52.5 | 79.5 | 13.0 | 13.7 | 42.2 | 64.1 | 78.2 | 89.4 | 188.5 | 203.9 | 106.9 | 228.8 | 569.9 | 744.8 | آب |
| 24.3 | 32.4 | 6.4 | 6.2 | 15.4 | 16.7 | 43.7 | 43.9 | 132.5 | 162.0 | 67.7 | 107.2 | 452.4 | 543.9 | أيلول |
| 21.0 | 22.4 | 3.7 | 3.7 | 7.8 | 7.8 | 45.1 | 41.4 | 52.6 | 68.1 | 78.1 | 75.1 | 270.1 | 324.4 | تشرين اول |
| 14.7 | 15.2 | 3.4 | 3.4 | 8.2 | 8.2 | 35.1 | 31.4 | 35.2 | 36.0 | 73.1 | 62.1 | 193.3 | 178.3 | تشرين ثاني |
| 17.1 | 16.0 | 3.9 | 3.7 | 10.4 | 9.5 | 36.1 | 34.2 | 35.0 | 38.1 | 80.8 | 69.3 | 202.8 | 188.7 | كانون اول |
| 17.9 | 17.8 | 2.2 | 2.4 | 6.5 | 6.0 | 37.0 | 37.9 | 30.6 | 49.4 | 72.6 | 48.7 | 187.0 | 184.6 | ١٩٩١ كانون ثاني |
| 7.7 | 9.4 | 0.9 | 0.9 | 4.6 | 4.6 | 28.6 | 25.4 | 23.0 | 28.1 | 34.6 | 24.5 | 112.9 | 105.6 | شباط |
| 9.8 | 10.0 | 1.5 | 1.4 | 9.7 | 9.7 | 41.6 | 34.2 | 48.2 | 46.1 | 47.9 | 43.3 | 172.9 | 158.7 | آذار |
| 11.8 | 11.7 | 1.6 | 1.5 | 18.0 | 17.6 | 44.8 | 37.0 | 79.9 | 66.3 | 54.1 | 67.8 | 226.3 | 216.5 | نيسان |
| 12.5 | 12.1 | 5.4 | 3.4 | 15.7 | 15.1 | 46.0 | 36.0 | 47.8 | 33.3 | 60.9 | 61.7 | 212.1 | 182.9 | أيار |
| 18.9 | 16.9 | 18.1 | 12.4 | 25.0 | 23.6 | 44.8 | 42.0 | 72.1 | 59.8 | 88.8 | 81.5 | 290.9 | 254.1 | حزيران |
| 27.9 | 25.2 | 33.4 | 22.1 | 20.0 | 19.0 | 58.4 | 41.6 | 56.5 | 45.6 | 95.6 | 84.7 | 320.4 | 261.5 | تموز |
| 47.4 | 39.5 | 42.4 | 41.1 | 61.7 | 49.7 | 72.5 | 53.0 | 60.4 | 51.7 | 132.2 | 104.3 | 443.7 | 362.5 | آب |
| 33.5 | 40.0 | 42.5 | 46.3 | 50.1 | 51.5 | 62.0 | 52.5 | 59.0 | 48.5 | 85.5 | 118.1 | 356.9 | 377.8 | أيلول |

المصدر : دائرة الإحصاءات العامة .
مديرية الأمن العام اعتباراً من تشرين الأول ١٩٨٢ .

(٤٢) القادمون والمغادرون حسب الجنسيات (تابع)

بالالف شخص

(42) Arrivals and Departures by Nationality (Con.)

In thousand of persons

| PERIOD | جنسيات أخرى OTHER NATIONALITIES | | جنسيات أمريكية أخرى OTHER AMERICAN NATIONALITIES | | أمريكي AMERICAN | | جنسيات أوروبية أخرى OTHER EUROPEAN NATIONALITIES | | بريطاني BRITISH | | جنسيات آسيوية أخرى OTHER ASIAN NATIONALITIES | | تركي TURKISH | |
|-----------|------------------------------------|----------------|---|----------------|--------------------|----------------|---|----------------|--------------------|----------------|---|----------------|-----------------|----------------|
| | قادم | مغادر | قادم | مغادر | قادم | مغادر | قادم | مغادر | قادم | مغادر | قادم | مغادر | قادم | مغادر |
| | ARRIVAL | DEPART- URE | ARRIVAL | DEPART- URE | ARRIVAL | DEPART- URE | ARRIVAL | DEPART- URE | ARRIVAL | DEPART- URE | ARRIVAL | DEPART- URE | ARRIVAL | DEPART- URE |
| 1980 | 27.3 | 24.6 | 7.8 | 11.3 | 64.9 | 71.1 | 116.4 | 117.0 | 21.3 | 21.0 | 40.0 | 34.5 | 128.7 | 86.6 |
| 1981 | 35.8 | 39.0 | 11.7 | 11.9 | 65.9 | 69.1 | 117.0 | 135.8 | 23.5 | 26.6 | 36.0 | 21.2 | 73.4 | 70.3 |
| 1982 | 40.5 | 60.7 | 5.1 | 6.5 | 44.6 | 38.8 | 74.2 | 78.9 | 19.9 | 21.3 | 29.2 | 29.4 | 67.8 | 65.3 |
| 1983 | 26.4 | 25.5 | 5.1 | 4.3 | 48.1 | 33.1 | 69.1 | 63.1 | 19.8 | 19.7 | 25.2 | 23.1 | 97.1 | 87.6 |
| 1984 | 20.6 | 20.4 | 5.0 | 6.0 | 48.3 | 28.8 | 69.0 | 59.3 | 18.5 | 17.4 | 21.3 | 25.7 | 98.3 | 101.4 |
| 1985 | 23.6 | 27.0 | 5.3 | 4.5 | 38.7 | 27.9 | 76.7 | 68.5 | 18.5 | 18.0 | 26.8 | 28.5 | 98.1 | 101.9 |
| 1986 | 30.6 | 32.4 | 5.7 | 5.3 | 31.0 | 33.3 | 66.0 | 65.3 | 18.9 | 19.1 | 41.7 | 42.0 | 99.4 | 96.8 |
| 1987 | 26.8 | 59.1 | 5.0 | 5.5 | 42.1 | 42.1 | 70.7 | 70.3 | 18.2 | 18.5 | 50.5 | 51.8 | 80.0 | 79.3 |
| 1988 | 27.5 | 28.5 | 5.3 | 5.6 | 42.2 | 40.6 | 78.5 | 77.2 | 18.3 | 17.7 | 53.3 | 52.8 | 92.5 | 84.1 |
| 1989 | 29.5 | 40.3 | 7.4 | 7.8 | 42.0 | 40.7 | 97.5 | 96.1 | 19.5 | 19.1 | 46.0 | 50.1 | 98.0 | 80.6 |
| 1990 | 43.5 | 45.0 | 6.5 | 7.2 | 31.7 | 32.3 | 84.0 | 87.5 | 15.4 | 17.1 | 289.6 | 314.6 | 88.2 | 76.9 |
| SEP. 1989 | 2.6 | 2.6 | 0.7 | 0.7 | 2.0 | 2.4 | 6.4 | 5.9 | 1.7 | 1.6 | 4.1 | 5.3 | 7.8 | 6.7 |
| OCT. | 2.5 | 2.7 | 0.5 | 0.7 | 3.1 | 2.5 | 11.2 | 9.1 | 1.9 | 1.8 | 3.1 | 4.6 | 8.2 | 6.7 |
| NOV. | 2.4 | 2.2 | 0.5 | 0.5 | 2.5 | 3.0 | 7.9 | 8.2 | 2.0 | 2.1 | 3.4 | 3.3 | 7.1 | 5.8 |
| DEC. | 2.3 | 2.3 | 0.4 | 0.4 | 2.1 | 2.1 | 7.7 | 5.8 | 1.1 | 1.1 | 3.9 | 4.4 | 7.0 | 5.4 |
| JAN. 1990 | 2.5 | 2.7 | 0.5 | 0.5 | 2.8 | 2.8 | 5.7 | 7.9 | 1.0 | 1.0 | 3.6 | 3.4 | 6.7 | 4.8 |
| FEB. | 2.1 | 2.1 | 0.7 | 0.7 | 3.9 | 3.7 | 9.3 | 8.2 | 1.1 | 1.0 | 3.0 | 3.2 | 5.1 | 4.7 |
| MAR. | 3.3 | 3.3 | 0.6 | 0.6 | 3.9 | 4.0 | 14.0 | 12.6 | 3.2 | 4.2 | 3.5 | 3.6 | 6.5 | 5.2 |
| APR. | 3.2 | 3.6 | 0.5 | 0.5 | 2.6 | 2.9 | 19.4 | 18.4 | 2.1 | 2.5 | 3.2 | 2.9 | 4.6 | 4.1 |
| MAY | 3.4 | 3.7 | 0.8 | 0.5 | 4.1 | 3.3 | 9.2 | 12.6 | 2.4 | 2.5 | 3.4 | 3.3 | 5.8 | 5.5 |
| JUNE | 3.1 | 3.1 | 0.6 | 0.6 | 3.9 | 2.9 | 5.3 | 5.4 | 1.0 | 0.7 | 6.4 | 4.2 | 7.1 | 5.3 |
| JULY | 2.3 | 2.6 | 0.7 | 0.7 | 4.2 | 3.9 | 6.7 | 6.0 | 1.4 | 1.3 | 6.2 | 4.8 | 6.4 | 5.9 |
| AUG. | 12.3 | 11.5 | 1.0 | 1.2 | 2.6 | 4.3 | 8.3 | 9.5 | 1.2 | 1.7 | 53.9 | 27.8 | 9.3 | 9.4 |
| SEP. | 5.1 | 5.6 | 0.3 | 1.0 | 1.1 | 1.7 | 2.0 | 2.7 | 0.6 | 0.8 | 144.0 | 155.1 | 9.3 | 8.6 |
| OCT. | 2.6 | 3.0 | 0.2 | 0.3 | 0.8 | 0.9 | 1.3 | 1.5 | 0.5 | 0.5 | 48.8 | 92.3 | 7.6 | 7.4 |
| NOV. | 1.7 | 1.8 | 0.3 | 0.3 | 0.8 | 0.9 | 1.3 | 1.3 | 0.4 | 0.4 | 9.8 | 10.5 | 9.3 | 6.8 |
| DEC. | 1.9 | 2.0 | 0.3 | 0.3 | 1.0 | 1.0 | 1.5 | 1.4 | 0.5 | 0.5 | 3.8 | 3.5 | 10.5 | 9.2 |
| JAN. 1991 | 0.9 | 2.4 | 0.3 | 0.3 | 0.6 | 1.1 | 1.2 | 1.6 | 0.4 | 0.5 | 7.2 | 8.0 | 9.6 | 8.5 |
| FEB. | 0.4 | 0.4 | 0.1 | 0.1 | 0.3 | 0.3 | 0.5 | 0.5 | 0.2 | 0.2 | 1.6 | 2.2 | 10.4 | 9.0 |
| MAR. | 1.1 | 0.9 | 0.2 | 0.1 | 0.6 | 0.4 | 1.2 | 1.0 | 0.3 | 0.3 | 1.0 | 1.3 | 9.8 | 10.0 |
| APR. | 1.4 | 1.4 | 0.3 | 0.2 | 1.1 | 0.7 | 1.8 | 1.4 | 0.5 | 0.4 | 1.5 | 1.5 | 9.5 | 9.0 |
| MAY | 1.8 | 1.7 | 0.4 | 0.3 | 1.4 | 1.0 | 2.2 | 2.0 | 0.6 | 0.6 | 2.0 | 2.3 | 15.4 | 13.4 |
| JUNE | 1.9 | 2.2 | 0.5 | 0.4 | 2.2 | 1.4 | 2.8 | 2.5 | 0.6 | 0.7 | 2.9 | 2.3 | 12.3 | 8.4 |
| JULY | 2.3 | 2.0 | 0.6 | 0.6 | 2.6 | 2.2 | 4.4 | 3.3 | 1.0 | 0.8 | 4.0 | 3.2 | 13.7 | 11.2 |
| AUG. | 2.4 | 2.1 | 0.7 | 0.7 | 2.8 | 3.2 | 4.6 | 5.3 | 1.4 | 1.4 | 4.2 | 3.2 | 11.0 | 7.3 |
| SEP. | 2.3 | 2.2 | 0.5 | 0.5 | 2.0 | 2.3 | 4.2 | 4.1 | 1.1 | 1.1 | 2.8 | 3.3 | 11.4 | 7.4 |

SOURCE : DEPARTMENT OF STATISTICS.
: GENERAL SECURITY DEPARTMENT , SINCE OCTOBER 1982.

★ (٤٣) حركة ميناء العقبة ★
(43) Activity in Aqaba Port

| البضائع الواردة IMPORTED GOODS | | البضائع المصدرة EXPORTED GOODS | | | | | | مجموع البضائع المصدرة والواردة TOTAL OF IMPORTS & EXPORTS | عدد الركاب NO. OF PASSENGERS | | عدد البواخر NO. OF VESSELS | الفترة PERIOD |
|-----------------------------------|-------------------|--|----------------------------------|---|-----------------|---------------------------|---------------------|---|---------------------------------|--------------------|-------------------------------------|-------------------------|
| مستوردات TRANSIT | واردات IMPORTS | صادرات اخرى و ترازيت TRANSIT & OTHER | اعادة تصدير RE- EXPORTS | الصادرات الوطنية DOMESTIC EXPORTS OTHER | بوتاس POTASH | اسمدة FERTI- LISERS | فوسفات PHOSPHATE | | مغادرون DEPART- URES | فادمون ARRIVALS | | |
| 941.4 | 2082.7 | 45.6 | 4.3 | 6.0 | 0.0 | 0.0 | 3562.1 | 6642.1 | 17,309 | 30,151 | 1,466 | 1980 |
| 3030.7 | 2773.9 | 98.2 | 28.4 | 5.5 | 0.0 | 0.0 | 3489.6 | 9426.3 | 12,331 | 74,668 | 1,744 | 1981 |
| 4166.3 | 3671.0 | 142.1 | 46.1 | 3.0 | 0.0 | 82.0 | 3562.3 | 11672.8 | 99,262 | 273,551 | 2,599 | 1982 |
| 2936.9 | 3161.9 | 639.7 | 162.1 | 155.6 | 0.0 | 431.5 | 3670.2 | 11157.9 | 262,020 | 261,761 | 2,454 | 1983 |
| 3220.2 | 3228.1 | 1415.0 | 59.1 | 36.2 | 294.9 | 637.9 | 4715.0 | 13606.4 | 176,550 | 344,648 | 2,329 | 1984 |
| 4007.7 | 2362.4 | 2046.2 | 49.4 | 54.8 | 898.2 | 519.5 | 4609.5 | 14547.7 | 213,356 | 444,661 | 2,671 | 1985 |
| 4462.5 | 2690.7 | 2700.9 | 36.3 | 84.1 | 1125.2 | 552.3 | 5197.7 | 16849.7 | 404,050 | 435,605 | 2,677 | 1986 |
| 5941.4 | 2802.4 | 3177.6 | 48.6 | 721.7 | 1204.9 | 575.4 | 5543.4 | 20015.4 | 211,224 | 437,451 | 2,555 | 1987 |
| 6930.2 | 2213.0 | 2999.2 | 18.6 | 238.3 | 1285.4 | 600.1 | 5811.4 | 20096.2 | 239,624 | 583,828 | 2,583 | 1988 |
| 6162.9 | 2531.8 | 1249.0 | 35.3 | 483.0 | 1235.3 | 572.7 | 6410.6 | 18680.6 | 321,212 | 448,689 | 2,446 | 1989 |
| 3230.4 | 2934.3 | 390.3 | 83.1 | 1475.1 | 1393.8 | 668.7 | 4874.2 | 15049.9 | 550,005 | 310,380 | 2,222 | 1990 |
| 420.5 | 271.8 | 43.9 | 1.5 | 63.2 | 73.8 | 63.1 | 560.2 | 1498.0 | 22,900 | 37,491 | 209 | SEP. 1989 ايلول |
| 553.6 | 279.7 | 73.9 | 3.1 | 28.1 | 209.7 | 75.3 | 477.7 | 1701.1 | 19,903 | 15,887 | 215 | OCT. 1989 تشرين اول |
| 515.6 | 256.8 | 39.3 | 14.5 | 43.9 | 130.9 | 16.3 | 393.0 | 1410.3 | 22,685 | 12,776 | 204 | NOV. 1989 تشرين ثاني |
| 495.5 | 289.4 | 47.5 | 0.9 | 83.4 | 56.0 | 3.1 | 476.0 | 1451.8 | 24,254 | 12,896 | 195 | DEC. 1989 كانون اول |
| 717.3 | 206.3 | 60.9 | 1.0 | 9.9 | 113.9 | 30.7 | 369.5 | 1509.5 | 19,221 | 14,353 | 196 | JAN. 1990 كانون ثاني |
| 346.3 | 191.7 | 27.6 | 14.6 | 50.4 | 152.3 | 49.5 | 501.2 | 1333.6 | 15,367 | 16,474 | 182 | FEB. 1990 شباط |
| 385.0 | 194.1 | 62.4 | 2.0 | 13.9 | 98.4 | 79.5 | 357.1 | 1192.4 | 26,771 | 24,033 | 207 | MAR. 1990 اذار |
| 613.8 | 255.1 | 77.8 | 10.7 | 72.5 | 135.6 | 54.0 | 459.5 | 1679.0 | 21,417 | 18,780 | 208 | APR. 1990 نيسان |
| 426.4 | 165.5 | 38.6 | 1.1 | 151.6 | 112.6 | 69.0 | 477.2 | 1442.0 | 17,020 | 29,823 | 186 | MAY 1990 ايار |
| 334.3 | 225.6 | 65.2 | 5.8 | 146.7 | 138.1 | 9.0 | 429.7 | 1354.4 | 64,882 | 46,280 | 199 | JUNE 1990 حزيران |
| 325.8 | 292.9 | 33.0 | 8.0 | 188.4 | 76.9 | 75.9 | 372.8 | 1373.7 | 76,798 | 40,466 | 223 | JULY 1990 تموز |
| 60.0 | 370.1 | 18.9 | 9.4 | 120.4 | 136.8 | 68.0 | 339.3 | 1122.9 | 147,861 | 48,659 | 211 | AUG. 1990 اب |
| 3.5 | 299.3 | 0.3 | 6.4 | 258.0 | 100.8 | 68.3 | 384.0 | 1120.6 | 81,010 | 21,086 | 188 | SEP. 1990 ايلول |
| 3.8 | 171.5 | 0.8 | 8.0 | 167.7 | 120.0 | 38.9 | 501.6 | 1012.3 | 31,263 | 12,825 | 140 | OCT. 1990 تشرين اول |
| 6.4 | 247.7 | 1.3 | 11.6 | 177.5 | 108.6 | 72.5 | 366.7 | 992.3 | 23,831 | 17,921 | 150 | NOV. 1990 تشرين ثاني |
| 7.8 | 314.5 | 3.5 | 4.5 | 118.1 | 99.8 | 53.4 | 315.6 | 917.2 | 24,564 | 19,680 | 132 | DEC. 1990 كانون اول |
| 5.3 | 110.2 | 1.8 | 4.0 | 56.1 | 107.8 | 39.9 | 218.1 | 543.2 | 48,779 | 9,219 | 97 | JAN. 1991 كانون ثاني |
| 3.0 | 261.6 | 1.7 | 2.4 | 109.9 | 27.3 | 32.6 | 304.3 | 742.8 | 30,367 | 4,716 | 93 | FEB. 1991 شباط |
| 3.9 | 325.0 | 2.4 | 2.9 | 88.5 | 178.8 | 20.0 | 347.6 | 969.1 | 50,900 | 19,070 | 154 | MAR. 1991 اذار |
| 8.5 | 527.8 | 1.7 | 5.0 | 134.8 | 72.0 | 68.1 | 393.8 | 1211.7 | 20,086 | 69,571 | 180 | APR. 1991 نيسان |
| 108.5 | 583.6 | 1.9 | 3.6 | 69.2 | 105.2 | 124.4 | 473.9 | 1470.3 | 17,252 | 38,854 | 173 | MAY 1991 ايار |
| 60.2 | 195.4 | 1.1 | 5.6 | 158.2 | 110.6 | 21.8 | 148.5 | 701.4 | 55,838 | 60,279 | 179 | JUNE 1991 حزيران |
| 110.3 | 212.5 | 4.1 | 0.2 | 135.4 | 143.3 | 61.7 | 381.2 | 1048.7 | 39,968 | 41,524 | 151 | JULY 1991 تموز |
| 297.3 | 251.4 | 9.3 | 0.2 | 177.4 | 113.1 | 29.4 | 429.0 | 1307.1 | 55,690 | 43,015 | 211 | AUG. 1991 اب |
| 181.2 | 276.2 | 7.9 | 11.7 | 159.2 | 91.5 | 36.5 | 476.0 | 1240.2 | 23,825 | 55,518 | 207 | SEP. 1991 ايلول |

SOURCE : PORTS CORPORATION-AQABA.
* : EXPORTS AND IMPORTS IN THOUSAND OF TONS.

المصدر : مؤسسة الموانئ - العقبة.
* : البضائع المصدرة و الواردة بالالف طن.

(٤٤) تصاريح العملة الصادرة حسب مناطق الدفع

(44) Foreign Exchange Permits Distributed by Area

Thousand JD

الف دينار

| المجموع TOTAL | | بلدان اخرى OTHER COUNTRIES | | الولايات المتحدة U. S. A. | | بقية الدول الاوروبية OTHER EUROPEAN COUNTRIES | | السوق الاوروبية E. E. C. | | بقية الدول العربية OTHER ARAB COUNTRIES | | السوق العربية المشتركة ARAB COMMON MARKET | | الفترة PERIOD |
|------------------|------------------------|-------------------------------|------------------------|------------------------------|------------------------|--|------------------------|-----------------------------|------------------------|--|------------------------|--|------------------------|----------------------|
| بضائع GOODS | خدمات SERV- ICES | بضائع GOODS | خدمات SERV- ICES | بضائع GOODS | خدمات SERV- ICES | بضائع GOODS | خدمات SERV- ICES | بضائع GOODS | خدمات SERV- ICES | بضائع GOODS | خدمات SERV- ICES | بضائع GOODS | خدمات SERV- ICES | |
| 643,041 | 439,055 | 144,418 | 22,750 | 56,367 | 165,160 | 68,486 | 11,126 | 344,551 | 221,151 | 14,992 | 10,435 | 14,227 | 8,433 | 1980 |
| 1,065,122 | 467,240 | 301,129 | 8,062 | 80,291 | 309,647 | 137,446 | 14,696 | 511,392 | 95,097 | 20,661 | 28,098 | 14,203 | 11,640 | 1981 |
| 697,724 | 493,710 | 226,389 | 12,000 | 59,969 | 363,650 | 90,394 | 13,890 | 287,534 | 70,246 | 23,642 | 22,215 | 9,796 | 11,709 | 1982 |
| 606,278 | 430,308 | 188,145 | 12,264 | 53,405 | 272,511 | 93,344 | 15,834 | 245,403 | 76,519 | 11,518 | 43,155 | 14,463 | 10,025 | 1983 |
| 712,735 | 524,579 | 213,848 | 29,475 | 61,404 | 306,354 | 101,316 | 12,358 | 265,990 | 105,835 | 18,775 | 60,714 | 51,402 | 9,843 | 1984 |
| 767,897 | 429,160 | 197,160 | 18,529 | 102,472 | 247,668 | 106,892 | 14,477 | 239,873 | 74,316 | 71,062 | 62,606 | 50,438 | 11,564 | 1985 |
| 629,604 | 418,558 | 167,364 | 27,924 | 49,623 | 160,341 | 91,882 | 20,625 | 218,892 | 87,383 | 16,877 | 101,121 | 84,966 | 21,164 | 1986 |
| 673,057 | 486,082 | 177,840 | 69,028 | 56,753 | 152,106 | 79,486 | 20,661 | 241,503 | 93,351 | 36,323 | 112,577 | 81,152 | 38,359 | 1987 |
| 756,366 | 604,104 | 157,161 | 76,977 | 57,935 | 187,410 | 106,730 | 26,209 | 268,516 | 118,148 | 48,151 | 143,433 | 117,873 | 51,927 | 1988 |
| 849,698 | 473,683 | 147,737 | 46,654 | 49,479 | 113,206 | 90,787 | 36,883 | 305,367 | 76,828 | 44,825 | 128,752 | 211,503 | 71,360 | 1989 |
| 1,275,588 | 648,732 | 194,630 | 40,731 | 136,454 | 150,871 | 135,403 | 21,152 | 426,432 | 115,675 | 81,399 | 138,928 | 301,270 | 181,375 | 1990 |
| 41,923 | 42,084 | 4,730 | 6,371 | 2,983 | 12,990 | 8,905 | 1,269 | 21,826 | 3,797 | 2,143 | 8,775 | 1,336 | 8,882 | 1989 JULY تموز |
| 70,881 | 65,221 | 12,575 | 5,270 | 7,705 | 22,035 | 8,001 | 2,110 | 32,447 | 4,817 | 5,429 | 22,116 | 4,724 | 8,873 | AUG. آب |
| 78,862 | 31,944 | 15,589 | 3,230 | 4,409 | 5,139 | 11,600 | 1,368 | 32,979 | 7,854 | 5,664 | 8,654 | 8,621 | 5,699 | SEP. ايلول |
| 55,838 | 45,118 | 12,815 | 2,368 | 3,363 | 9,274 | 6,309 | 4,478 | 23,403 | 8,225 | 5,253 | 14,801 | 4,695 | 5,972 | OCT. تشرين اول |
| 71,053 | 58,515 | 12,884 | 2,159 | 5,046 | 15,049 | 11,704 | 7,603 | 30,418 | 14,549 | 4,538 | 13,419 | 6,463 | 5,736 | NOV. تشرين ثاني |
| 73,337 | 49,765 | 19,199 | 4,312 | 9,718 | 6,695 | 9,669 | 2,570 | 24,969 | 5,732 | 3,028 | 25,482 | 6,754 | 4,974 | DEC. كانون اول |
| 73,609 | 58,028 | 8,282 | 1,675 | 7,553 | 9,589 | 9,744 | 799 | 31,094 | 9,399 | 8,858 | 20,133 | 8,078 | 16,433 | 1990 JAN. كانون ثاني |
| 261,218 | 45,752 | 14,957 | 1,773 | 8,783 | 10,388 | 9,608 | 1,139 | 40,370 | 8,371 | 5,988 | 14,629 | 181,512 | 9,452 | FEB. شباط |
| 75,216 | 51,103 | 13,262 | 5,760 | 4,368 | 7,324 | 13,671 | 4,576 | 25,468 | 13,311 | 8,040 | 16,508 | 10,407 | 3,624 | MAR. اذار |
| 70,275 | 35,670 | 11,677 | 1,139 | 1,459 | 7,256 | 10,427 | 2,236 | 35,804 | 9,964 | 5,297 | 10,656 | 5,611 | 4,419 | APR. نيسان |
| 109,251 | 48,715 | 26,775 | 3,048 | 18,163 | 7,007 | 13,165 | 1,841 | 36,517 | 15,546 | 6,417 | 11,694 | 8,214 | 9,579 | MAY ايار |
| 84,345 | 74,559 | 8,972 | 1,489 | 4,350 | 19,409 | 12,942 | 2,998 | 41,212 | 16,805 | 8,496 | 11,571 | 8,373 | 22,287 | JUNE حزيران |
| 121,855 | 50,144 | 20,848 | 5,083 | 35,922 | 7,469 | 6,540 | 1,051 | 35,999 | 9,470 | 4,046 | 15,548 | 18,500 | 11,523 | JULY تموز |
| 79,264 | 53,147 | 10,723 | 2,366 | 5,935 | 16,245 | 14,176 | 941 | 29,370 | 6,048 | 6,470 | 2,095 | 12,590 | 25,452 | AUG. آب |
| 109,244 | 47,062 | 18,349 | 2,948 | 11,218 | 12,570 | 13,962 | 955 | 43,605 | 4,759 | 10,551 | 2,051 | 11,559 | 23,779 | SEP. ايلول |
| 123,355 | 66,273 | 19,490 | 3,630 | 18,096 | 12,530 | 15,257 | 2,914 | 39,788 | 11,006 | 10,757 | 18,604 | 19,967 | 17,589 | OCT. تشرين اول |
| 82,264 | 46,041 | 15,686 | 6,763 | 13,270 | 12,588 | 10,466 | 893 | 28,317 | 2,669 | 2,965 | 6,703 | 11,560 | 16,425 | NOV. تشرين ثاني |
| 85,692 | 72,238 | 25,609 | 5,057 | 7,337 | 28,496 | 5,445 | 809 | 38,888 | 8,327 | 3,514 | 8,736 | 4,899 | 20,813 | DEC. كانون اول |
| 76,513 | 54,705 | 25,151 | 6,095 | 3,542 | 9,551 | 5,208 | 632 | 34,001 | 7,736 | 3,719 | 2,106 | 4,892 | 28,585 | 1991 JAN. كانون ثاني |
| 217,424 | 54,392 | 17,727 | 1,210 | 9,425 | 20,621 | 16,782 | 744 | 29,428 | 4,696 | 2,053 | 5,223 | 142,009 | 21,898 | FEB. شباط |
| 95,523 | 52,964 | 21,984 | 9,418 | 13,992 | 10,823 | 18,690 | 1,379 | 30,325 | 8,787 | 5,580 | 5,261 | 4,952 | 17,296 | MAR. اذار |
| 110,568 | 70,704 | 30,312 | 4,026 | 15,918 | 17,884 | 8,759 | 1,444 | 22,515 | 4,150 | 19,233 | 8,516 | 13,831 | 34,684 | APR. نيسان |
| 89,301 | 71,314 | 39,053 | 4,027 | 4,847 | 30,652 | 5,872 | 532 | 29,601 | 17,950 | 6,055 | 9,485 | 3,873 | 8,668 | MAY ايار |
| 95,447 | 61,734 | 30,045 | 1,906 | 8,608 | 18,203 | 6,031 | 1,032 | 40,002 | 24,175 | 7,308 | 6,250 | 3,453 | 10,168 | JUNE حزيران |
| 122,111 | 67,832 | 39,594 | 4,759 | 10,707 | 22,507 | 10,388 | 2,845 | 43,159 | 21,866 | 6,353 | 4,545 | 11,910 | 11,310 | JULY تموز |

(٤٥) تصاريح العملة الصادرة للمدفوعات غير المنظورة

(45) Foreign Exchange Permits Issued of Invisible Trade and Capital Transfers

الف دينار

Thousand JD

| المجموع | متفرقة | حوالات ممن حسابات غير المقيمين | تسديد القروض والقوائد | الحكومة | ارباح استثمارات | اجور نقل اخرى | تأمين وشحن تجاري | تعليم | سفر | الفترة |
|---------|--------------------|--|----------------------------------|------------|----------------------|------------------------------|--|----------------|--------|----------------------|
| TOTAL | MISCE- LLANEOUS | TRANSFERS OF NON- RESIDENT BALANCES | LOANS REPAYMENT & INTEREST | GOVERNMENT | INVESTMENT INCOME | OTHER TRANSPORT- ATION | MERCHANDISE, INSURANCE & FREIGHT | EDUCA- TION | TRAVEL | PERIOD |
| 439,055 | 23,813 | 16,283 | 53,688 | 301,431 | 1,576 | 2,635 | 21,577 | 11,393 | 6,659 | 1980 |
| 467,240 | 31,933 | 15,200 | 64,198 | 330,247 | 3,705 | 2,211 | 2,389 | 9,795 | 7,562 | 1981 |
| 493,710 | 38,694 | 13,645 | 81,119 | 327,325 | 5,627 | 8,879 | 2,619 | 10,312 | 5,490 | 1982 |
| 430,308 | 32,700 | 13,892 | 82,846 | 272,037 | 6,247 | 8,192 | 1,012 | 8,348 | 5,034 | 1983 |
| 524,579 | 46,716 | 9,930 | 152,945 | 279,734 | 4,074 | 5,512 | 1,693 | 13,555 | 10,420 | 1984 |
| 429,160 | 38,293 | 10,378 | 195,572 | 146,877 | 7,994 | 5,214 | 1,461 | 12,834 | 10,537 | 1985 |
| 418,558 | 45,000 | 3,773 | 260,990 | 72,122 | 2,642 | 2,238 | 2,913 | 16,612 | 12,268 | 1986 |
| 486,082 | 92,371 | 7,375 | 262,383 | 70,967 | 7,365 | 696 | 7,816 | 20,135 | 16,974 | 1987 |
| 604,104 | 74,097 | 18,836 | 392,457 | 52,705 | 10,262 | 2,822 | 7,209 | 19,261 | 26,455 | 1988 |
| 473,683 | 62,470 | 13,552 | 265,938 | 59,355 | 7,146 | 6,111 | 5,245 | 23,006 | 30,860 | 1989 |
| 648,732 | 135,844 | 11,209 | 290,857 | 99,352 | 7,115 | 7,846 | 12,120 | 19,338 | 65,051 | 1990 |
| 42,084 | 3,765 | 1,292 | 24,648 | 5,597 | 269 | 197 | 122 | 1,981 | 4,213 | 1989 JULY تموز |
| 65,221 | 15,441 | 1,833 | 33,961 | 7,115 | 469 | 757 | 528 | 3,180 | 1,937 | AUG. آب |
| 31,944 | 5,123 | 3,995 | 11,427 | 2,986 | 790 | 1,276 | 646 | 2,350 | 3,351 | SEP. ايلول |
| 45,118 | 3,726 | 2,124 | 29,000 | 2,401 | 1,347 | 937 | 831 | 1,984 | 2,768 | OCT. تشرين اول |
| 58,515 | 5,694 | 921 | 44,436 | 2,876 | 358 | 542 | 582 | 1,514 | 1,592 | NOV. تشرين ثاني |
| 49,765 | 6,372 | 1,163 | 31,155 | 4,793 | 256 | 853 | 591 | 1,688 | 2,894 | DEC. كانون اول |
| 58,028 | 9,533 | 897 | 38,267 | 5,823 | 21 | 458 | 422 | 1,520 | 1,087 | 1990 JAN. كانون ثاني |
| 45,752 | 5,446 | 1,816 | 30,390 | 4,437 | 127 | 183 | 1,026 | 1,090 | 1,237 | FEB. شباط |
| 51,103 | 6,921 | 720 | 35,039 | 3,038 | 279 | 389 | 1,226 | 1,288 | 2,203 | MAR. اذار |
| 35,670 | 4,708 | 957 | 14,455 | 7,023 | 1,993 | 449 | 1,143 | 1,251 | 3,691 | APR. نيسان |
| 48,715 | 4,306 | 1,389 | 28,354 | 6,987 | 756 | 948 | 1,106 | 1,388 | 3,481 | MAY ايار |
| 74,559 | 12,875 | 1,090 | 36,775 | 15,137 | 1,930 | 865 | 908 | 1,117 | 3,862 | JUNE حزيران |
| 50,144 | 4,219 | 1,742 | 30,060 | 9,415 | 272 | 669 | 564 | 695 | 2,508 | JULY تموز |
| 53,147 | 21,122 | 340 | 10,502 | 11,495 | 242 | 898 | 910 | 1,701 | 5,937 | AUG. آب |
| 47,062 | 10,780 | 536 | 7,155 | 15,036 | 808 | 1,144 | 796 | 2,849 | 7,958 | SEP. ايلول |
| 66,273 | 24,755 | 371 | 16,773 | 9,185 | 591 | 682 | 1,658 | 2,352 | 9,906 | OCT. تشرين اول |
| 46,041 | 15,090 | 374 | 17,146 | 4,958 | 1 | 467 | 768 | 1,562 | 5,675 | NOV. تشرين ثاني |
| 72,238 | 16,089 | 977 | 25,941 | 6,818 | 95 | 694 | 1,593 | 2,525 | 17,506 | DEC. كانون اول |
| 54,705 | 22,368 | 284 | 12,939 | 13,015 | 9 | 651 | 452 | 1,503 | 3,484 | 1991 JAN. كانون ثاني |
| 54,392 | 16,965 | 202 | 16,268 | 16,825 | 17 | 335 | 1,017 | 1,070 | 1,693 | FEB. شباط |
| 52,964 | 13,148 | 281 | 25,854 | 9,878 | 0 | 88 | 525 | 1,414 | 1,776 | MAR. اذار |
| 70,704 | 34,159 | 459 | 28,631 | 2,788 | 687 | 788 | 345 | 1,015 | 1,832 | APR. نيسان |
| 71,314 | 36,216 | 134 | 23,868 | 5,336 | 2,075 | 300 | 576 | 1,567 | 1,242 | MAY ايار |
| 61,734 | 12,533 | 617 | 36,906 | 4,388 | 4,805 | 381 | 243 | 716 | 1,145 | JUNE حزيران |
| 67,832 | 12,987 | 338 | 36,119 | 6,826 | 5,059 | 1,541 | 775 | 913 | 3,274 | JULY تموز |

(٤٦) الناتج القومي الاجمالي بالاسعار الجارية

(46) Gross National Product At Current Prices

Million JD

مليون دينار

| | ** | * | * | * | * | * | * | * | * |
|---|--------|--------|--------|--------|--------|--------|--------|--------|---|
| | 1990 | 1989 | 1988 | 1987 | 1986 | 1985 | 1984 | 1983 | |
| 1) INDUSTRIES | 1829.7 | 1834.4 | 1481.0 | 1402.8 | 1358.9 | 1359.9 | 1376.2 | 1281.0 | (١) الصناعات |
| - AGRICULTURE, HUNTING, FORESTRY & FISHING | 168.4 | 142.8 | 124.0 | 125.0 | 100.1 | 87.4 | 79.6 | 97.2 | - الزراعة والصيد والحيوانات وصيد الاسماك |
| - MINING AND QUARRYING | 179.2 | 161.3 | 80.7 | 62.6 | 63.1 | 62.7 | 60.8 | 40.6 | - المناجم والمخارج |
| - MANUFACTURING | 336.3 | 309.3 | 231.4 | 199.6 | 180.0 | 192.9 | 233.7 | 197.6 | - الصناعات التحويلية |
| - ELECTRICITY AND WATER | 61.1 | 54.4 | 50.6 | 48.5 | 44.2 | 40.1 | 32.0 | 22.1 | - الكهرباء والمياه |
| - CONSTRUCTION | 136.7 | 129.1 | 126.8 | 124.3 | 131.4 | 144.4 | 177.6 | 188.0 | - التشييد |
| - WHOLESALE AND RETAIL TRADE, RESTAURANTS AND HOTELS | 313.8 | 322.7 | 255.6 | 271.3 | 275.1 | 290.5 | 288.6 | 257.9 | - تجارة الجملة والتجزئة والمطاعم والفنادق |
| - TRANSPORT, STORAGE & COMMUNICATION | 207.8 | 307.4 | 244.8 | 239.8 | 239.9 | 230.5 | 201.1 | 200.4 | - النقل والتخزين والاتصالات |
| - FINANCE, INSURANCE, REAL ESTATE & BUSINESS SERVICES | 373.5 | 356.4 | 320.7 | 291.4 | 285.7 | 273.0 | 268.4 | 245.3 | - خدمات المال والتأمين والعمارات وخدمات الاعمال |
| - COMMUNITY, SOCIAL AND PERSONAL SERVICES | 52.9 | 51.0 | 46.4 | 40.3 | 39.4 | 38.4 | 34.4 | 31.9 | - خدمات اجتماعية وشخصية |
| 2) PRODUCERS OF GOVERNMENT SERVICES | 436.3 | 418.9 | 402.3 | 372.6 | 356.7 | 316.9 | 289.5 | 266.1 | (٢) منتجو الخدمات الحكوميه |
| 3) PRODUCERS OF PRIVATE NON-PROFIT TO HOUSEHOLDS | 28.1 | 25.3 | 22.0 | 19.3 | 18.7 | 19.0 | 18.9 | 17.8 | (٣) منتجو الخدمات الخاصه التي لهدف الربح وتخدم العائلات |
| 4) DOMESTIC SERVICES OF HOUSEHOLDS | 6.4 | 6.0 | 5.6 | 5.9 | 5.8 | 4.9 | 4.0 | 3.5 | (٤) الخدمات المنزلية |
| TOTAL (2 + 3 + 4) | 470.8 | 450.2 | 429.9 | 397.8 | 381.2 | 340.8 | 312.4 | 287.4 | مجموع (٢ + ٣ + ٤) |
| - (LESS): IMPUTED BANK SERVICE CHARGE | -50.1 | -46.6 | -32.7 | -39.3 | -38.8 | -36.3 | -34.9 | -31.9 | - ناقص : الخدمات المصرفيه المحتسبه |
| = G. D. P. AT FACTOR COST | 2250.4 | 2238.0 | 1878.2 | 1761.3 | 1701.3 | 1664.4 | 1653.7 | 1536.5 | = الناتج المحلي الاجمالي بسعر الكلفه |
| + INDIRECT TAXES | | | | | | | | | + الضرائب غير المباشره |
| LESS SUBSIDIES | 317.0 | 302.6 | 323.2 | 327.2 | 338.3 | 233.7 | 213.9 | 222.6 | ناقص الاعانات |
| = G. D. P. AT PRODUCERS' PRICES | 2567.4 | 2540.6 | 2201.4 | 2088.5 | 2039.6 | 1898.1 | 1867.6 | 1759.1 | = الناتج المحلي الاجمالي باسعار المنتجين |
| + NET FACTOR INCOME FROM ABROAD | -310.1 | -192.2 | -88.6 | -50.2 | -17.4 | -4.8 | 13.6 | 49.2 | + صافي الدخل من عوامل الانتاج في الخارج |
| = G. N. P. AT MARKET PRICE | 2257.3 | 2348.4 | 2112.8 | 2038.3 | 2022.2 | 1893.3 | 1881.2 | 1808.3 | = الناتج القومي الاجمالي بالاسعار الجارية |

SOURCE: DEPARTMENT OF STATISTICS.

* : PRELIMINARY.

** : ESTIMATED FIGURES.

NOTE : DATA HAS BEEN REVISED BY THE DEPARTMENT OF STATISTICS TO COMMENSURATE WITH THE NEW SYSTEM OF NATIONAL ACCOUNTS (SNA) INTRODUCED BY THE UNITED NATIONS IN 1968.

المصدر : دائرة الاحصاءات العامة .

* : اوليوية .

** : ارقام تقديرية .

ملاحظه : عدلت البيانات من قبل دائرة الاحصاءات العامه لتناسب مع النظام الجديد للحسابات القومي الصادر عن هيئه الدم المتحده عام ١٩٦٨ .

(٤٧) الناتج المحلي الاجمالي بالاسعار الثابتة

(47) Gross Domestic Product At Constant Prices

| Million JD | (1985 = 100) | | | | | | مليون دينار |
|---|--------------|--------|--------|--------|--------|--------|---|
| | ** 1990 | * 1989 | * 1988 | 1987 | 1986 | 1985 | |
| 1) INDUSTRIES | 1332.7 | 1443.6 | 1465.6 | 1458.2 | 1403.4 | 1359.9 | (١) الصناعات |
| - AGRICULTURE, HUNTING, FORESTRY & FISHING | 131.2 | 123.7 | 142.3 | 116.4 | 90.3 | 87.4 | - الزراعة و الغنص والغابات وميد الاسماك |
| - MINING AND QUARRYING | 70.3 | 75.5 | 68.7 | 70.2 | 66.4 | 62.7 | - المناجم و المحاجر |
| - MANUFACTURING | 216.4 | 218.1 | 208.9 | 192.4 | 185.0 | 192.9 | - الصناعات التحويلية |
| - ELECTRICITY AND WATER | 71.7 | 66.3 | 64.5 | 64.7 | 60.8 | 40.1 | - الكهرباء والمياه |
| - CONSTRUCTION | 137.4 | 133.4 | 139.7 | 147.5 | 159.5 | 144.4 | التشييد |
| - WHOLESALE AND RETAIL TRADE, RESTAURANTS AND HOTELS | 195.4 | 235.1 | 236.6 | 279.4 | 271.2 | 290.5 | - تجارة الجملة والتجزه والطعام والفنادق |
| - TRANSPORT, STORAGE & COMMUNICATION | 140.3 | 228.2 | 250.0 | 251.5 | 242.1 | 230.5 | - النقل و التخزين و الاتصالات |
| - FINANCE, INSURANCE, REAL ESTATE & BUSINESS SERVICES | 336.7 | 328.0 | 314.8 | 298.3 | 290.5 | 273.0 | - خدمات المال و التأمين والعقارات و خدمات الاعمال |
| - COMMUNITY, SOCIAL AND PERSONAL SERVICES | 33.3 | 35.3 | 40.1 | 37.8 | 37.6 | 38.4 | - خدمات اجتماعية وشخصية |
| 2) PRODUCERS OF GOVERNMENT SERVICES | 377.0 | 373.6 | 390.7 | 364.3 | 339.8 | 316.9 | (٢) منتجو الخدمات الحكوميه |
| 3) PRODUCERS OF PRIVATE NON-PROFIT TO HOUSEHOLDS | 20.8 | 20.2 | 21.6 | 19.8 | 19.0 | 19.0 | (٣) منتجو الخدمات الخاصه التي لا تهدف الربح و تخدم العائلات |
| 4) DOMESTIC SERVICES OF HOUSEHOLDS | 4.6 | 4.7 | 5.3 | 6.0 | 5.8 | 4.9 | (٤) الخدمات المنزلية |
| TOTAL (2 + 3 + 4) | 402.4 | 398.5 | 417.6 | 390.1 | 364.6 | 340.8 | مجموع (٤ + ٣ + ٢) |
| - (LESS): IMPUTED BANK SERVICE CHARGE | -38.7 | -37.3 | -32.1 | -40.3 | -39.4 | -36.3 | - ناقص : الخدمات المصرفيه المحتسبه |
| = G.D.P. AT FACTOR COST | 1696.4 | 1804.8 | 1851.1 | 1808.0 | 1728.6 | 1664.4 | = الناتج المحلي الاجمالي ببسر الكلفه |
| + INDIRECT TAXES | | | | | | | + الضرائب غير المباشره |
| LESS SUBSIDIES | 234.7 | 241.9 | 318.6 | 335.9 | 343.7 | 233.7 | ناقص الاعانات |
| = G.D.P. AT PRODUCERS' PRICES | 1931.1 | 2046.7 | 2169.7 | 2143.9 | 2072.3 | 1898.1 | = الناتج المحلي الاجمالي باسعار المنتجين |

SOURCE: DEPARTMENT OF STATISTICS.

* : PRELIMINARY.

** : ESTIMATED FIGURES.

NOTE : DATA HAS BEEN REVISED BY THE DEPARTMENT OF STATISTICS TO COMMENSURATE WITH THE NEW SYSTEM OF NATIONAL ACCOUNTS (SNA) INTRODUCED BY THE UNITED NATIONS IN 1968.

المصدر : دائرة الاحصاءات العامة .

* : اوليه .

** : ارقام تقديرية .

ملاحظة : عدلت البيانات من قبل دائرة الاحصاءات العامة لتتناسب مع النظام الجديد للحسابات القومية الصادر عن هيئه الامم المتحده عام ١٩٦٨ .

(٤٨) مصادر واستخدامات الناتج المحلي الاجمالي
(48) Sources and Uses of Gross Domestic Product

| Million JD | 1990 | 1989 | 1988 | 1987 | 1986 | 1985 | 1984 | 1983 | مليون دينار |
|---------------------------------------|----------|----------|----------|----------|----------|----------|----------|----------|---|
| GOVT. FINAL CONSUMPTION EXPENDITURE | 555.6 | 556.8 | 578.8 | 566.3 | 546.5 | 515.2 | 522.8 | 461.3 | الدفاق الاستهلاكي النهاى الحكومى |
| PRIVATE FINAL CONSUMPTION EXPENDITURE | 2,319.3 | 1,737.4 | 1,620.5 | 1,547.0 | 1,573.4 | 1,579.0 | 1,521.4 | 1,479.7 | الدفاق الاستهلاكي النهاى الخاص |
| CHANGE IN STOCKS | 0.0 | 132.7 | 88.2 | 61.7 | 29.8 | 39.1 | 31.0 | 53.4 | التغير فى المخزون |
| GROSS FIXED CAPITAL FORMATION | 512.3 | 465.0 | 415.0 | 411.8 | 423.4 | 455.6 | 530.4 | 548.5 | تكوين رأس المال الثابت الاجمالي |
| EXPORT OF GOODS AND SERVICES | 1,562.3 | 1,350.5 | 912.5 | 753.5 | 630.3 | 778.1 | 743.2 | 637.2 | تصدير السلع والخدمات |
| LESS: IMPORT OF GOODS AND SERVICES | -2,382.1 | -1,701.8 | -1,413.6 | -1,251.8 | -1,163.8 | -1,468.9 | -1,481.2 | -1,421.0 | ناقص : استيراد السلع والخدمات |
| GDP AT PRODUCERS' PRICES | 2,567.4 | 2,540.6 | 2,201.4 | 2,088.5 | 2,039.6 | 1,898.1 | 1,867.6 | 1,759.1 | الناتج المحلي الاجمالي باسعار المنتجين |
| COMPENSATION OF EMPLOYEES | (N.A.) | 950.0 | 929.6 | 869.7 | 837.1 | 784.8 | 740.8 | 688.5 | عوائد العاملين بأجر |
| OPERATING SURPLUS | (N.A.) | 1,085.4 | 770.3 | 726.5 | 703.0 | 707.5 | 746.2 | 699.4 | فائض التشغيل |
| CONSUMPTION OF FIXED CAPITAL | (N.A.) | 202.6 | 178.3 | 165.1 | 161.2 | 172.1 | 166.7 | 148.6 | أهتلك رأس المال الثابت |
| NET INDIRECT TAXES | (N.A.) | 302.6 | 323.2 | 327.2 | 338.3 | 233.7 | 213.9 | 222.6 | صافي الضرائب غير المباشرة |

SOURCE : DEPARTMENT OF STATISTICS.

* : PRELIMINARY.

** : ESTIMATED FIGURES.

NOTE : DATA HAS BEEN REVISED BY THE DEPARTMENT OF STATISTICS TO COMMNSURATE WITH THE NEW SYSTEM OF NATIONAL ACCOUNTS (SNA) INTRODUCED BY THE UNITED NATIONS IN 1968.

المصدر : دائرة الإحصاءات العامة .

* : أولية .

** : تقديرية .

ملاحظة : عدلت البيانات من قبل دائرة الإحصاءات العامة لتناسب مع النظام الجديد للحسابات القومية الصادر عن هيئة الأمم المتحدة عام ١٩٦٨ .

(٤٩) الانتاج الصناعي لاهم الصناعات

(49) Industrial Production of Principal Industries

| الصناعات التحويلية | | | | | | الصناعات الاستخراجية MINING & QUARRYING | | | الوحدة | الفترة |
|---|-------------------------------------|------------------------------------|----------------------------|-------------------------------|---|---|-----------------------|-----------------------|--------------------------|-----------------------|
| الجلود LEATHER | | ملابس وانسجة CLOTHES & TEXTILES | | السجائر CIGARETTES | مشروبات روحية ALCOHOLIC DRINKS | الاعلاف FODDER | بوتاس POTASH | فوسفات PHOSPHATE | | |
| جلد التعل والصوف SOLE LEATHER AND WOOL | الجلد العلوي UPPER LEATHER | العزل SPINNING | اللاجواج TEXTILES | | | | | | الف لتر 1000 LITER | الف طن 1000 TON |
| طن TON | الف قدم مربع 1000 SQ.FT. | طن TON | الف يارده 1000 YARDS | مليون سجائره MILL. CIG. | الف لتر 1000 LITER | الف طن 1000 TON | الف طن 1000 TON | الف طن 1000 TON | | |
| 103.0 | 2502.7 | 762.3 | 1641.2 | 4188.3 | 6776.1 | 47.9 | 0.0 | 3911.3 | 1980 | |
| 118.3 | 2107.4 | 667.6 | 1308.0 | 4711.4 | 9005.6 | 55.4 | 0.0 | 4243.0 | 1981 | |
| 38.8 | 2268.3 | 571.9 | 1123.5 | 4613.7 | 9483.9 | 63.6 | 15.0 | 4390.5 | 1982 | |
| 37.2 | 2334.4 | 1151.8 | 1130.6 | 4067.4 | 7158.2 | 60.9 | 282.8 | 4745.5 | 1983 | |
| 43.9 | 2145.7 | 1831.1 | 1314.5 | 4341.9 | 7202.0 | 61.2 | 486.0 | 6213.1 | 1984 | |
| 29.3 | 1937.8 | 1660.3 | 2249.0 | 3538.1 | 5547.2 | 45.9 | 908.2 | 6067.1 | 1985 | |
| 18.1 | 2393.1 | 987.0 | 2249.2 | 3327.7 | 5457.2 | 44.6 | 1102.0 | 6249.2 | 1986 | |
| 34.4 | 2140.6 | 2179.8 | 1957.9 | 4000.4 | 5320.0 | 43.7 | 1203.2 | 6845.4 | 1987 | |
| 58.1 | 2133.8 | 2002.5 | 2136.4 | 3704.2 | 5490.3 | 48.9 | 1298.9 | 5628.2 | 1988 | |
| 76.9 | 1824.1 | 1905.5 | 1617.7 | 2791.8 | 5432.3 | 50.8 | 1350.7 | 6635.6 | 1989 | |
| 87.9 | 1878.3 | 1936.3 | 1436.7 | 3184.8 | 6814.4 | 47.0 | 1415.1 | 5748.1 | 1990 | |
| 7.0 | 172.1 | 154.7 | 109.7 | 266.9 | 527.1 | 4.4 | 104.4 | 489.9 | 1989 | ايلول |
| 10.4 | 164.0 | 144.7 | 122.1 | 255.9 | 469.0 | 4.7 | 116.0 | 539.6 | | تشرين اول |
| 8.0 | 133.8 | 116.6 | 134.2 | 242.6 | 420.8 | 5.0 | 119.7 | 471.0 | | تشرين ثاني |
| 6.2 | 181.6 | 147.4 | 148.6 | 244.1 | 484.8 | 4.3 | 122.8 | 508.2 | | كانون اول |
| 9.3 | 133.2 | 146.7 | 149.4 | 236.8 | 365.9 | 3.9 | 138.4 | 588.0 | 1990 | كانون ثاني |
| 10.5 | 141.4 | 119.7 | 132.4 | 228.0 | 304.8 | 3.4 | 116.9 | 510.5 | | شباط |
| 4.0 | 123.4 | 154.6 | 128.8 | 252.6 | 650.0 | 3.8 | 109.5 | 536.1 | | آذار |
| 2.3 | 90.5 | 144.5 | 64.0 | 219.8 | 382.6 | 4.5 | 108.5 | 476.1 | | نيسان |
| 8.9 | 161.0 | 129.1 | 130.3 | 257.3 | 602.9 | 4.1 | 110.1 | 541.7 | | ايار |
| 1.9 | 142.8 | 230.2 | 123.0 | 267.8 | 682.7 | 4.7 | 97.5 | 503.8 | | حزيران |
| 22.6 | 142.5 | 116.0 | 112.1 | 259.0 | 602.5 | 3.6 | 118.5 | 446.5 | | تموز |
| 3.6 | 154.8 | 129.1 | 135.6 | 271.3 | 672.8 | 4.0 | 117.5 | 424.9 | | آب |
| 2.0 | 175.2 | 207.1 | 135.3 | 285.1 | 697.2 | 3.2 | 122.6 | 440.3 | | ايلول |
| 2.8 | 191.6 | 214.0 | 135.8 | 283.1 | 615.5 | 3.7 | 112.4 | 458.4 | | تشرين اول |
| 14.7 | 199.0 | 150.4 | 91.7 | 321.7 | 363.6 | 3.8 | 120.5 | 439.9 | | تشرين ثاني |
| 5.3 | 222.9 | 194.9 | 98.3 | 302.3 | 873.9 | 4.3 | 142.7 | 381.9 | | كانون اول |
| 0.8 | 200.5 | 195.7 | 94.8 | 247.6 | 522.0 | 5.3 | 119.0 | 275.2 | 1991 | كانون ثاني |
| 1.6 | 170.1 | 379.5 | 91.3 | 228.8 | 187.3 | 3.0 | 117.7 | 290.6 | | شباط |
| 9.6 | 98.4 | 179.9 | 80.9 | 402.0 | 261.6 | 2.8 | 81.9 | 335.7 | | آذار |
| 1.1 | 250.0 | 148.3 | 65.9 | 308.4 | 428.6 | 3.1 | 108.1 | 317.1 | | نيسان |
| 2.8 | 170.1 | 148.2 | 94.9 | 296.1 | 850.0 | 3.9 | 139.0 | 377.2 | | ايار |
| 2.5 | 128.0 | 147.9 | 81.5 | 329.2 | 746.8 | 3.6 | 110.7 | 436.8 | | حزيران |
| 1.7 | 165.3 | 220.1 | 101.3 | 386.4 | 643.2 | 3.9 | 143.8 | 329.5 | | تموز |
| 2.3 | 246.8 | 197.4 | 92.6 | 377.2 | 564.3 | 4.0 | 115.0 | 401.3 | | آب |
| 2.6 | 207.1 | 203.7 | 94.5 | 315.9 | 671.5 | 4.2 | 111.6 | 387.1 | | ايلول |

(٤٩) الإنتاج الصناعي لأهم الصناعات (تابع)

(49) Industrial Production of Principal Industries (Con.)

| | | MANUFACTURING | | | | | | | | | |
|-----------|-----------|---------------|---------------------|----------------------|-----------------------|-------------------|----------|-------------|------------|--------------------|-------------|
| | | | | | | CONST. MATERIALS | | مواد البناء | CHEMICALS | الصناعات الكيماوية | |
| | | الكهرباء | بطاريات | الورق | منتجات | أنابيب | الحديد | الاسمنت | مسحوق | أحماض | الاسمدة |
| | | ELECTRICITY | LIQUID BATTERIES | PAPER & CARDBOARD | PETROLEUM PRODUCTS | METALLIC PIPES | IRON | CEMENT | DETERGENTS | CHEMICAL ACIDS | FERTILISERS |
| UNIT | مليون | الف | الف طن | الف طن | الف طن | الف طن | الف طن | الف طن | الف طن | الف طن | الف طن |
| PERIOD | MILL.KWH. | 1000 BATT. | 1000 TON | 1000 TON | 1000 TON | 1000 TON | 1000 TON | 1000 TON | 1000 TON | 1000 TON | 1000 TON |
| 1980 | 1051.4 | 66.3 | 8.8 | 1760.0 | 11.8 | 86.2 | 912.7 | 15.3 | 0.0 | 0.0 | |
| 1981 | 1174.9 | 57.3 | 15.4 | 2126.0 | 15.8 | 134.9 | 964.7 | 18.8 | 0.0 | 0.0 | |
| 1982 | 1387.2 | 40.4 | 15.0 | 2463.9 | 12.5 | 192.7 | 788.4 | 15.2 | 0.0 | 116.4 | |
| 1983 | 1699.9 | 36.5 | 11.9 | 2499.0 | 12.9 | 209.9 | 1269.0 | 12.7 | 632.5 | 301.6 | |
| 1984 | 1967.0 | 50.1 | 18.0 | 2510.9 | 14.7 | 164.9 | 2026.3 | 25.5 | 1194.6 | 541.0 | |
| 1985 | 2154.4 | 49.6 | 21.1 | 2423.9 | 14.2 | 198.4 | 2022.9 | 15.0 | 1007.6 | 510.5 | |
| 1986 | 2646.8 | 55.7 | 15.1 | 2257.1 | 12.5 | 209.6 | 1794.7 | 28.1 | 1024.8 | 551.1 | |
| 1987 | 3123.8 | 54.4 | 20.5 | 2404.5 | 18.5 | 217.0 | 2371.6 | 25.9 | 1103.2 | 604.0 | |
| 1988 | 2887.1 | 63.2 | 17.2 | 2316.0 | 15.6 | 194.3 | 1777.6 | 16.8 | 1157.0 | 615.8 | |
| 1989 | 3061.5 | 68.4 | 22.3 | 2335.1 | 14.0 | 176.5 | 1930.0 | 25.4 | 1169.5 | 602.7 | |
| 1990 | 3284.8 | 59.5 | 22.6 | 2593.8 | 9.6 | 179.1 | 1738.1 | 32.5 | 1135.5 | 595.8 | |
| SEP. 1989 | 265.0 | 6.7 | 1.9 | 205.0 | 1.5 | 13.6 | 158.0 | 2.9 | 104.4 | 59.6 | |
| OCT. | 263.8 | 6.6 | 1.7 | 240.5 | 0.9 | 20.2 | 169.6 | 2.4 | 114.8 | 64.7 | |
| NOV. | 249.6 | 6.7 | 2.1 | 166.4 | 0.8 | 21.0 | 159.4 | 1.1 | 103.1 | 45.1 | |
| DEC. | 258.9 | 6.4 | 2.2 | 220.0 | 1.1 | 15.0 | 194.2 | 2.5 | 101.1 | 45.5 | |
| JAN. 1990 | 264.7 | 7.0 | 2.2 | 239.0 | 1.1 | 14.6 | 107.2 | 2.7 | 106.6 | 48.1 | |
| FEB. | 239.0 | 3.5 | 1.5 | 196.5 | 0.9 | 6.8 | 116.7 | 2.0 | 98.1 | 49.0 | |
| MAR. | 259.9 | 5.2 | 2.0 | 211.0 | 1.0 | 4.4 | 140.3 | 2.7 | 42.2 | 23.4 | |
| APR. | 261.8 | 3.9 | 1.9 | 199.4 | 0.8 | 11.6 | 113.2 | 2.4 | 91.4 | 58.5 | |
| MAY | 275.8 | 4.4 | 2.1 | 210.1 | 0.7 | 11.0 | 146.9 | 3.7 | 97.1 | 45.6 | |
| JUNE | 283.9 | 4.9 | 2.1 | 218.6 | 0.7 | 19.5 | 181.8 | 3.7 | 97.5 | 49.0 | |
| JULY | 307.8 | 4.1 | 1.7 | 179.8 | 0.6 | 18.7 | 148.9 | 3.3 | 87.8 | 48.6 | |
| AUG. | 309.9 | 5.9 | 1.9 | 180.4 | 1.0 | 21.5 | 191.9 | 3.5 | 113.2 | 51.9 | |
| SEP. | 285.3 | 5.7 | 2.2 | 257.4 | 0.9 | 19.5 | 175.8 | 3.4 | 91.8 | 45.6 | |
| OCT. | 273.5 | 6.2 | 2.1 | 254.8 | 0.8 | 16.2 | 133.4 | 2.1 | 89.2 | 53.0 | |
| NOV. | 255.3 | 5.8 | 1.2 | 231.9 | 0.6 | 16.6 | 135.8 | 1.3 | 112.7 | 60.9 | |
| DEC. | 267.8 | 2.9 | 1.7 | 214.9 | 0.5 | 18.7 | 146.2 | 1.7 | 107.9 | 62.2 | |
| JAN. 1991 | 255.2 | 8.1 | 1.3 | 185.9 | 0.8 | 11.0 | 64.9 | 2.2 | 105.2 | 59.6 | |
| FEB. | 223.5 | 6.8 | 1.0 | 102.8 | 0.6 | 4.6 | 55.6 | 0.7 | 87.9 | 34.0 | |
| MAR. | 249.0 | 7.6 | 1.6 | 119.4 | 0.7 | 4.3 | 71.6 | 1.5 | 96.3 | 48.7 | |
| APR. | 251.8 | 4.7 | 1.7 | 158.4 | 0.7 | 6.1 | 97.2 | 3.0 | 85.0 | 47.8 | |
| MAY | 277.8 | 5.6 | 1.8 | 226.3 | 0.4 | 20.5 | 149.6 | 4.1 | 85.0 | 47.8 | |
| JUNE | 284.7 | 5.2 | 1.6 | 211.0 | 0.3 | 14.1 | 126.6 | 3.5 | 87.6 | 50.3 | |
| JULY | 311.4 | 7.0 | 2.2 | 211.5 | 0.7 | 19.0 | 166.7 | 4.4 | 33.7 | 14.4 | |
| AUG. | 318.7 | 7.2 | 1.9 | 224.8 | 0.8 | 15.6 | 205.4 | 4.2 | 82.1 | 48.8 | |
| SEP. | 309.5 | 7.9 | 2.0 | 221.0 | 0.7 | 25.4 | 191.4 | 4.5 | 98.2 | 67.0 | |

(٥٠) الرقم القياسي للإنتاج الصناعي

(50) Industrial Production Index

(1979 = 100)

| صاعات كيميائية | عام | بلدستيك و اسفنج | احذية و جلود | ملابس و اسجة | السجائر و التغاب | اعلاف | مشرروبات روحية | مشرروبات غازية | ممواد غداثية | الرقم القياسي العام | الرقم القياسي المعدل* | |
|---------------------|---------|--------------------------|----------------------------|----------------------------|------------------------------|--------|---------------------|-------------------|-----------------|---------------------------|------------------------------|--------------------|
| PHARMAC- EUTICAL | GENERAL | PLASTIC AND SPONGE | FOOTWEAR AND LEATHER | CLOTHES AND TEXTILES | CIGARETTES AND MATCHES | FODDER | ALCOHOLIC DRINKS | SOFT DRINKS | FOOD ITEMS | GENERAL INDEX | GENERAL REVISED INDEX* | الاهمية |
| (2.3) | 6.7 | 1.7 | 1.6 | 2.6 | 12.2 | 3.1 | 1.1 | 3.0 | 2.9 | 100.0 | | الفترة |
| 173.1 | 132.1 | 99.1 | 99.9 | 112.5 | 123.7 | 93.0 | 104.4 | 109.7 | 106.8 | 119.5 | 119.5 | ١٩٨٠ |
| 172.0 | 141.5 | 102.9 | 102.6 | 94.3 | 140.4 | 108.0 | 143.2 | 118.6 | 111.1 | 139.2 | 139.2 | ١٩٨١ |
| 209.3 | 146.3 | 108.6 | 98.4 | 81.8 | 139.8 | 124.7 | 158.3 | 62.1 | 130.2 | 143.8 | 143.8 | ١٩٨٢ |
| 223.8 | 139.9 | 99.6 | 104.7 | 96.3 | 119.6 | 119.1 | 119.4 | 65.7 | 117.3 | 150.9 | 150.9 | ١٩٨٣ |
| 291.3 | 195.2 | 92.6 | 107.0 | 126.4 | 131.8 | 118.9 | 135.6 | 86.9 | 136.8 | 173.0 | 181.2 | ١٩٨٤ |
| 341.1 | 184.5 | 89.1 | 108.7 | 167.3 | 107.7 | 90.3 | 89.6 | 78.1 | 142.2 | 173.6 | 185.2 | ١٩٨٥ |
| 339.2 | 217.3 | 114.1 | 118.7 | 148.2 | 100.1 | 87.8 | 73.2 | 69.0 | 97.9 | 179.0 | 187.8 | ١٩٨٦ |
| 377.1 | 226.8 | 107.8 | 113.6 | 167.3 | 125.9 | 85.7 | 67.9 | 77.3 | 102.8 | 200.2 | 205.2 | ١٩٨٧ |
| 345.1 | 193.1 | 122.2 | 121.0 | 175.9 | 115.3 | 95.8 | 65.0 | 87.5 | 117.5 | 181.2 | 188.5 | ١٩٨٨ |
| 498.4 | 266.7 | 92.7 | 98.7 | 149.8 | 86.3 | 99.9 | 67.4 | 89.4 | 112.8 | 191.5 | 197.9 | ١٩٨٩ |
| 449.7 | 271.7 | 102.9 | 107.8 | 159.6 | 97.3 | 91.9 | 83.7 | 89.6 | 119.0 | 192.3 | 198.9 | ١٩٩٠ |
| 693.5 | 353.2 | 89.0 | 82.6 | 135.5 | 99.0 | 103.8 | 73.8 | 124.3 | 59.4 | 195.4 | 203.0 | ١٩٨٩ ايلول |
| 594.5 | 308.7 | 98.5 | 99.4 | 141.9 | 94.8 | 111.8 | 67.6 | 91.6 | 71.6 | 207.1 | 216.0 | تشرين اول |
| 638.1 | 276.1 | 82.7 | 87.4 | 138.7 | 88.5 | 117.3 | 59.6 | 64.1 | 72.5 | 189.3 | 195.4 | تشرين ثاني |
| 539.6 | 297.2 | 86.6 | 107.4 | 158.3 | 90.9 | 101.5 | 70.9 | 32.6 | 63.3 | 196.8 | 202.5 | كانون اول |
| 515.6 | 297.3 | 69.3 | 92.9 | 164.9 | 88.2 | 92.8 | 57.2 | 31.3 | 73.2 | 195.7 | 203.5 | ١٩٩٠ كانون ثاني |
| 441.5 | 237.8 | 89.9 | 89.6 | 137.8 | 85.0 | 80.9 | 41.6 | 29.1 | 78.3 | 165.3 | 174.0 | شباط |
| 571.8 | 313.1 | 112.1 | 76.7 | 150.7 | 92.9 | 90.1 | 84.9 | 72.0 | 97.3 | 182.3 | 182.2 | ادار |
| 371.1 | 231.0 | 90.9 | 80.6 | 104.1 | 80.9 | 106.6 | 85.1 | 100.0 | 55.9 | 172.9 | 182.5 | نيسان |
| 517.3 | 332.6 | 104.1 | 109.4 | 150.6 | 91.5 | 97.1 | 82.2 | 138.7 | 80.5 | 196.7 | 201.3 | ايار |
| 493.4 | 333.0 | 114.7 | 97.4 | 182.6 | 98.4 | 105.1 | 97.5 | 147.5 | 69.2 | 210.7 | 213.8 | حزيران |
| 330.3 | 257.0 | 108.0 | 113.9 | 135.1 | 95.2 | 86.1 | 80.1 | 144.1 | 168.2 | 198.4 | 204.3 | تموز |
| 455.2 | 303.6 | 114.0 | 115.9 | 163.5 | 100.3 | 93.2 | 89.5 | 130.5 | 165.9 | 210.2 | 215.9 | آب |
| 420.1 | 290.1 | 104.0 | 126.8 | 203.0 | 105.2 | 75.6 | 106.5 | 108.0 | 127.1 | 207.3 | 212.0 | ايلول |
| 391.2 | 223.3 | 102.1 | 137.3 | 209.0 | 103.3 | 86.6 | 84.4 | 88.4 | 224.9 | 196.5 | 203.0 | تشرين اول |
| 374.5 | 190.7 | 113.5 | 126.7 | 152.9 | 114.4 | 88.5 | 52.1 | 56.4 | 193.2 | 184.4 | 194.8 | تشرين ثاني |
| 514.0 | 250.4 | 112.3 | 126.6 | 161.3 | 112.6 | 100.5 | 143.2 | 29.3 | 94.9 | 186.6 | 199.1 | كانون اول |
| 403.8 | 227.2 | 102.9 | 119.7 | 147.9 | 91.9 | 125.5 | 88.6 | 36.9 | 87.9 | 152.2 | 164.8 | ** كانون ثاني ١٩٩١ |
| 249.0 | 120.6 | 86.3 | 92.8 | 207.0 | 83.8 | 69.5 | 26.8 | 24.3 | 83.2 | 122.1 | 130.9 | شباط |
| 272.7 | 169.0 | 113.8 | 75.9 | 126.9 | 144.4 | 65.1 | 39.1 | 77.1 | 106.6 | 144.9 | 152.1 | ادار |
| 235.0 | 193.9 | 106.2 | 97.5 | 103.2 | 111.7 | 73.5 | 54.1 | 119.2 | 109.1 | 149.8 | 158.6 | نيسان |
| 310.3 | 256.7 | 121.5 | 98.6 | 125.1 | 108.9 | 92.9 | 151.3 | 161.4 | 104.1 | 194.2 | 202.0 | ايار |
| 299.7 | 243.1 | 106.7 | 92.5 | 119.2 | 119.0 | 85.8 | 120.3 | 158.9 | 73.8 | 186.3 | 192.8 | حزيران |
| 428.4 | 318.2 | 132.0 | 114.0 | 158.4 | 140.5 | 92.3 | 99.2 | 169.8 | 87.2 | 205.1 | 204.0 | تموز |
| 366.7 | 290.1 | 129.3 | 150.7 | 139.9 | 134.6 | 95.7 | 90.1 | 172.7 | 204.1 | 213.4 | 217.7 | آب |
| 315.0 | 277.8 | 121.4 | 132.9 | 138.8 | 116.1 | 98.5 | 141.5 | 141.1 | 90.3 | 214.6 | 222.9 | ايلول |

المصدر : البنك المركزي الأردني .
* : عدلت الأرقام لتشمل البوتاس والاسمدة .

** : اولية .

(٥٠) الرقم القياسي للإنتاج الصناعي (تابع)

(50) Industrial Production Index (Con.)

(1979 = 100)

| PERIOD | WEIGHT | CONST. MATERIALS | | | | | مواد البناء | | | CHEMICALS | | | |
|-----------|--------|------------------|-----------|---------------------------|-----------|-----------------------|-------------|------------------|--------|-----------|---------|--------------------------|--------|
| | | كهرباء | بطاريات | ورق و كرتون | فوسفات | منتجات بتروولية | احرى | منتجات خشبية | اسمنت | حديد | عام | المنظفات و الصابون | دهانات |
| | | ELECTR- ICITY | BATTERIES | PAPER AND CARDBOARD | PHOSPHATE | PETROLEUM PRODUCTS | OTHER | WOOD PRODUCTS | CEMENT | IRON | GENERAL | DETERGENTS AND SOAP | PAINTS |
| | | 12.8 | 1.0 | 1.6 | 17.8 | 13.0 | (1.3) | (1.5) | (3.5) | (12.6) | 18.9 | (3.2) | (1.2) |
| 1980 | 121.9 | 106.6 | 91.6 | 138.3 | 105.7 | 104.6 | 166.7 | 146.4 | 106.9 | 118.8 | 117.5 | 92.4 | |
| 1981 | 135.0 | 90.1 | 162.1 | 150.1 | 126.9 | 164.6 | 142.1 | 154.7 | 169.0 | 164.1 | 133.7 | 103.6 | |
| 1982 | 169.8 | 37.4 | 148.3 | 155.3 | 146.0 | 170.1 | 149.4 | 126.5 | 158.3 | 152.7 | 114.9 | 109.4 | |
| 1983 | 207.1 | 49.7 | 111.7 | 167.8 | 144.2 | 212.8 | 103.3 | 203.6 | 173.2 | 176.2 | 86.1 | 122.8 | |
| 1984 | 240.6 | 66.4 | 160.8 | 219.7 | 144.9 | 205.8 | 134.6 | 325.1 | 139.1 | 177.8 | 149.8 | 120.9 | |
| 1985 | 263.5 | 65.8 | 200.0 | 214.6 | 141.1 | 155.6 | 128.4 | 324.6 | 165.5 | 191.3 | 98.5 | 113.7 | |
| 1986 | 323.7 | 72.3 | 170.5 | 221.0 | 134.2 | 115.0 | 65.0 | 287.9 | 173.7 | 182.2 | 175.3 | 95.6 | |
| 1987 | 381.8 | 73.3 | 245.3 | 242.1 | 140.0 | 86.9 | 36.9 | 380.5 | 183.3 | 201.6 | 164.1 | 105.9 | |
| 1988 | 353.0 | 84.5 | 208.0 | 199.0 | 137.7 | 117.5 | 85.1 | 285.2 | 162.9 | 176.2 | 119.2 | 99.2 | |
| 1989 | 375.3 | 91.9 | 263.0 | 234.7 | 140.7 | 159.4 | 101.3 | 309.7 | 147.5 | 174.7 | 166.4 | 89.8 | |
| 1990 | 401.7 | 78.2 | 274.8 | 203.3 | 154.9 | 185.1 | 74.2 | 278.8 | 146.4 | 167.9 | 204.5 | 109.7 | |
| SEP. 1989 | 388.9 | 105.6 | 289.9 | 207.9 | 151.0 | 186.4 | 76.2 | 304.3 | 139.2 | 168.0 | 215.9 | 66.9 | |
| OCT. | 387.1 | 104.7 | 279.0 | 229.1 | 173.2 | 201.4 | 99.3 | 326.6 | 198.0 | 214.2 | 193.8 | 67.2 | |
| NOV. | 366.3 | 104.6 | 295.6 | 199.9 | 116.2 | 185.0 | 188.5 | 306.8 | 205.8 | 221.7 | 99.3 | 53.8 | |
| DEC. | 380.0 | 108.0 | 310.0 | 215.7 | 160.1 | 196.3 | 218.6 | 373.9 | 150.6 | 200.5 | 210.0 | 65.1 | |
| JAN. 1990 | 388.5 | 108.9 | 279.0 | 249.6 | 164.6 | 170.7 | 172.2 | 206.4 | 145.9 | 160.9 | 220.2 | 84.7 | |
| FEB. | 350.7 | 54.6 | 256.9 | 216.7 | 133.6 | 128.9 | 180.5 | 224.7 | 68.7 | 110.6 | 157.5 | 61.3 | |
| MAR. | 381.4 | 82.7 | 272.9 | 227.6 | 151.1 | 219.4 | 135.2 | 270.0 | 45.4 | 106.1 | 196.3 | 129.0 | |
| APR. | 384.2 | 62.6 | 195.6 | 202.1 | 149.5 | 184.9 | 30.4 | 217.9 | 113.7 | 131.3 | 182.4 | 92.1 | |
| MAY | 404.8 | 70.2 | 290.2 | 229.9 | 155.2 | 192.5 | 79.3 | 282.9 | 107.5 | 143.6 | 269.8 | 146.0 | |
| JUNE | 416.6 | 77.3 | 281.3 | 213.8 | 159.3 | 203.8 | 80.5 | 349.9 | 189.7 | 211.7 | 273.7 | 183.8 | |
| JULY | 451.7 | 65.0 | 271.5 | 189.5 | 133.0 | 179.0 | 42.3 | 286.6 | 181.4 | 189.7 | 241.2 | 158.9 | |
| AUG. | 454.8 | 93.3 | 311.4 | 180.4 | 131.4 | 233.2 | 63.6 | 369.4 | 212.3 | 231.0 | 255.6 | 141.1 | |
| SEP. | 418.7 | 90.5 | 296.0 | 186.9 | 184.3 | 210.5 | 20.1 | 338.4 | 191.5 | 206.4 | 262.9 | 113.2 | |
| OCT. | 401.3 | 96.6 | 306.8 | 194.6 | 176.8 | 154.0 | 57.5 | 256.8 | 159.4 | 169.0 | 152.4 | 90.5 | |
| NOV. | 374.6 | 89.8 | 284.8 | 186.7 | 161.5 | 147.7 | 12.7 | 261.5 | 160.7 | 166.7 | 103.6 | 70.6 | |
| DEC. | 393.0 | 46.4 | 250.6 | 162.1 | 158.5 | 196.1 | 16.4 | 281.4 | 181.0 | 187.6 | 137.9 | 45.0 | |
| JAN. 1991 | ** | 374.5 | 128.9 | 188.7 | 116.8 | 126.9 | 140.6 | 19.3 | 125.0 | 108.9 | 107.0 | 162.6 | 61.1 |
| FEB. | 329.6 | 109.1 | 190.6 | 123.4 | 80.4 | 81.6 | 24.5 | 107.1 | 46.9 | 58.7 | 63.5 | 26.9 | |
| MAR. | 365.4 | 123.1 | 205.8 | 142.5 | 96.1 | 148.8 | 17.1 | 137.8 | 43.5 | 66.1 | 122.3 | 94.7 | |
| APR. | 369.6 | 78.3 | 240.5 | 134.6 | 117.8 | 135.7 | 18.1 | 187.1 | 61.3 | 86.3 | 208.4 | 76.2 | |
| MAY | 407.7 | 89.2 | 260.0 | 160.1 | 164.5 | 100.0 | 52.0 | 287.9 | 199.4 | 197.3 | 269.5 | 119.9 | |
| JUNE | 417.9 | 87.1 | 231.9 | 185.4 | 152.5 | 99.2 | 20.9 | 243.7 | 136.0 | 144.3 | 248.2 | 120.9 | |
| JULY | 456.9 | 110.6 | 278.0 | 139.9 | 157.2 | 165.9 | 51.6 | 320.9 | 185.5 | 198.6 | 292.6 | 175.3 | |
| AUG. | 467.6 | 113.3 | 315.9 | 170.3 | 165.4 | 195.3 | 50.9 | 395.5 | 152.9 | 192.6 | 289.0 | 146.2 | |
| SEP. | 454.2 | 123.7 | 335.8 | 164.3 | 166.1 | 167.5 | 57.7 | 368.5 | 246.2 | 248.5 | 306.3 | 130.3 | |

SOURCE : CENTRAL BANK OF JORDAN.

* : THE INDEX HAS BEEN REVISED TO INCLUDE
POTASH AND FERTILIZERS.

** : PRELIMINARY.

(51) نشاط البناء (تابع)

(51) Construction Activity (Con.)

(Area in thousands of M²)

| PERIOD | المجموع العام (أ+ب) GRAND TOTAL (A + B) | | B) RESIDENTIAL AND OTHER | | | | | ب) ابنية للسكن ولأغراض أخرى | | | | |
|-------------|--|------------------------------------|--------------------------|---------------|------------------|----------------|---------------|-----------------------------|---------------|------------------|----------------|---------------|
| | المساحة (2) 2) AREA | عدد (1) الرخص 1) NO. OF PERMITS | 2) AREA | | | | | 1) NO. OF PERMITS | | | | |
| | | | المجموع TOTAL | أخرى OTHER | الزرقاء ZARQA | إربيد IRBID | عمان AMMAN | المجموع TOTAL | أخرى OTHER | الزرقاء ZARQA | إربيد IRBID | عمان AMMAN |
| 1980 | 1,949.4 | 7,580 | 277.7 | 60.1 | 31.9 | 31.1 | 154.6 | 986 | 141 | 164 | 500 | 181 |
| 1981 | 2,472.7 | 7,576 | 309.5 | 138.6 | 49.1 | 13.0 | 108.8 | 1,144 | 542 | 134 | 318 | 150 |
| 1982 | 3,122.5 | 6,917 | 752.7 | 545.4 | 30.9 | 36.8 | 139.6 | 782 | 366 | 110 | 114 | 192 |
| 1983 | 3,010.4 | 6,760 | 632.3 | 428.7 | 18.8 | 72.9 | 111.9 | 645 | 268 | 89 | 159 | 129 |
| 1984 | 2,945.1 | 7,201 | 353.6 | 164.0 | 33.6 | 32.0 | 124.0 | 563 | 153 | 106 | 75 | 229 |
| 1985 | 2,210.4 | 6,778 | 427.7 | 213.9 | 37.0 | 19.6 | 157.2 | 712 | 300 | 83 | 94 | 235 |
| 1986 | 2,266.6 | 7,112 | 484.7 | 298.0 | 22.3 | 15.3 | 149.1 | 820 | 468 | 77 | 51 | 224 |
| 1987 | 2,067.0 | 7,595 | 399.9 | 254.6 | 12.1 | 18.5 | 114.7 | 823 | 517 | 59 | 75 | 172 |
| 1988 | 2,054.2 | 10,169 | 195.5 | 2.8 | 8.9 | 4.1 | 179.7 | 180 | 5 | 11 | 24 | 140 |
| 1989 | 2,424.3 | 9,581 | 293.9 | 17.1 | 20.7 | 4.8 | 251.3 | 154 | 5 | 4 | 16 | 129 |
| 1990 | 2,658.5 | 11,821 | 181.0 | 19.9 | 3.1 | 3.1 | 154.9 | 130 | 11 | 7 | 20 | 92 |
| SEP. 1989 | 270.6 | 910 | 30.7 | 0.0 | 0.0 | 0.3 | 30.4 | 13 | 0 | 0 | 1 | 12 |
| OCT. | 228.0 | 875 | 19.1 | 0.0 | 1.1 | 2.9 | 15.1 | 12 | 0 | 1 | 3 | 8 |
| NOV. | 177.9 | 667 | 8.0 | 0.0 | 0.0 | 0.0 | 8.0 | 3 | 0 | 0 | 0 | 3 |
| DEC. | 194.7 | 790 | 11.3 | 0.0 | 0.0 | 0.0 | 11.3 | 14 | 0 | 0 | 0 | 14 |
| JAN. 1990 | 156.5 | 730 | 1.8 | 0.0 | 0.0 | 0.1 | 1.7 | 4 | 0 | 0 | 1 | 3 |
| FEB. | 163.5 | 896 | 4.1 | 0.0 | 0.0 | 0.0 | 4.1 | 5 | 0 | 0 | 0 | 5 |
| MAR. | 232.8 | 931 | 22.4 | 0.0 | 0.0 | 0.1 | 22.3 | 10 | 0 | 0 | 1 | 9 |
| APR. | 201.5 | 785 | 17.3 | 2.8 | 0.0 | 0.0 | 14.5 | 11 | 1 | 0 | 0 | 10 |
| MAY | 250.3 | 1,245 | 10.7 | 0.0 | 0.0 | 0.0 | 10.7 | 7 | 1 | 0 | 0 | 6 |
| JUNE | 260.3 | 1,246 | 4.9 | 0.0 | 1.6 | 0.0 | 3.3 | 9 | 0 | 2 | 0 | 7 |
| JULY | 252.3 | 1,236 | 8.2 | 0.0 | 0.0 | 0.4 | 7.8 | 7 | 0 | 0 | 1 | 6 |
| AUG. | 243.9 | 1,008 | 12.2 | 7.4 | 0.1 | 0.0 | 4.7 | 10 | 1 | 1 | 0 | 8 |
| SEP. | 186.0 | 889 | 6.4 | 1.0 | 0.0 | 1.0 | 4.4 | 14 | 1 | 0 | 8 | 5 |
| OCT. | 220.0 | 932 | 38.1 | 8.7 | 0.0 | 0.3 | 29.1 | 18 | 7 | 0 | 3 | 8 |
| NOV. | 174.0 | 834 | 12.6 | 0.0 | 0.1 | 1.1 | 11.4 | 13 | 0 | 1 | 5 | 7 |
| DEC. | 317.4 | 1,089 | 42.3 | 0.0 | 1.3 | 0.1 | 40.9 | 22 | 0 | 3 | 1 | 18 |
| JAN. 1991 * | 43.6 | 226 | 2.3 | 0.0 | 0.0 | 0.4 | 1.9 | 4 | 0 | 0 | 2 | 2 |
| FEB. | 59.7 | 256 | 0.2 | 0.0 | 0.2 | 0.0 | 0.0 | 1 | 0 | 1 | 0 | 0 |
| MAR. | 131.5 | 615 | 0.9 | 0.0 | 0.0 | 0.0 | 0.9 | 2 | 0 | 0 | 0 | 2 |
| APR. | 189.2 | 861 | 2.2 | 0.0 | 0.0 | 0.0 | 2.2 | 1 | 0 | 0 | 0 | 1 |
| MAY | 299.6 | 1,565 | 0.4 | 0.0 | 0.0 | 0.4 | 0.0 | 6 | 0 | 0 | 6 | 0 |
| JUNE | 329.0 | 1,476 | 12.5 | 2.2 | 0.0 | 1.2 | 9.1 | 14 | 2 | 0 | 5 | 7 |
| JULY | 564.9 | 2,413 | 31.8 | 1.9 | 0.3 | 0.0 | 29.6 | 14 | 1 | 1 | 0 | 12 |
| AUG. | 519.6 | 2,086 | 17.6 | 0.0 | 0.0 | 0.0 | 17.6 | 12 | 0 | 0 | 0 | 12 |
| SEP. | 572.0 | 2,168 | 10.0 | 1.2 | 0.0 | 1.0 | 7.8 | 14 | 1 | 0 | 4 | 9 |

SOURCES :

- DEPARTMENT OF STATISTICS , MUNICIPALITIES OF AMMAN, IRBID AND ZARQA.
- ASSOCIATION OF JORDAN ENGINEERS SINCE 1988.

* : PRELIMINARY.

(٥٢) الانتاج الزراعي

(52) Agricultural Production

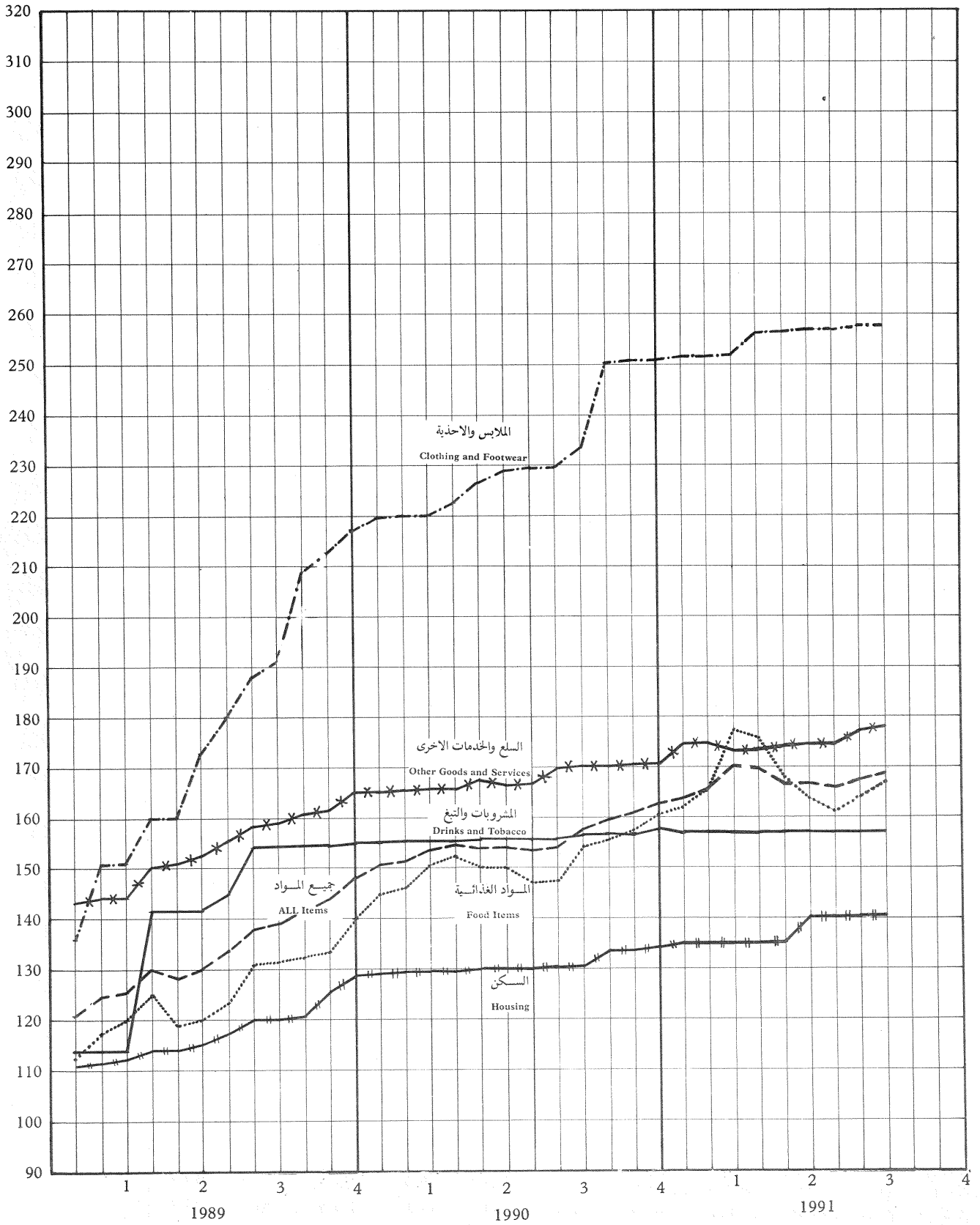
| | * | * | * | * | * | * | * | * | * | * | * | |
|----------------------------|--|-------|-------|-------|-------|-------|-------|-------|-------|-------|-------|------------------------------|
| | 1990 | 1989 | 1988 | 1987 | 1986 | 1985 | 1984 | 1983 | 1982 | 1981 | 1980 | |
| PRODUCT IN (000) TON | الانتاج الزراعي AGRICULTURAL PRODUCTION | | | | | | | | | | | الانتاج بالالف طن |
| (1) | | | | | | | | | | | | (1) |
| A) PLANT PRODUCTION | | | | | | | | | | | | (أ) الانتاج النباتي |
| 1) FIELD CROPS OF WHICH: | | | | | | | | | | | | (١) محاصيل حقلية منها : |
| WHEAT | 82.9 | 54.5 | 78.8 | 79.8 | 30.8 | 62.8 | 49.7 | 130.7 | 52.3 | 50.6 | 133.5 | قمح |
| BARLEY | 42.4 | 20.6 | 44.9 | 33.0 | 9.0 | 19.7 | 11.9 | 28.2 | 19.7 | 19.2 | 38.1 | شعير |
| TOBACCO | 2.9 | 2.9 | 3.7 | 2.9 | 1.7 | 2.8 | 2.5 | 5.9 | 3.4 | 3.4 | 3.3 | تبغ |
| LENTILS | 4.1 | 1.6 | 6.5 | 5.2 | 1.8 | 4.1 | 2.5 | 8.4 | 8.1 | 7.9 | 6.3 | عدس |
| 2) VEGETABLES OF WHICH: | | | | | | | | | | | | (٢) حصاد منها : |
| TOMATOES | 376.9 | 250.4 | 218.7 | 236.8 | 220.6 | 251.1 | 208.7 | 212.3 | 195.3 | 204.5 | 162.9 | بندورة |
| EGGPLANT | 59.5 | 43.8 | 72.9 | 56.6 | 50.6 | 57.3 | 51.1 | 47.8 | 45.4 | 62.4 | 52.4 | بادبجان |
| CUCUMBERS | 54.3 | 53.1 | 68.0 | 67.2 | 64.3 | 69.0 | 41.9 | 53.7 | 59.5 | 43.7 | 38.7 | خيار وفموس |
| CAULIFLOWER & CABBAGE | 44.3 | 23.7 | 33.6 | 34.2 | 41.0 | 15.3 | 24.7 | 11.0 | 11.4 | 10.9 | 15.4 | زهرة وملفوف |
| MELONS | 80.5 | 66.7 | 87.0 | 91.3 | 66.5 | 36.9 | 24.4 | 48.4 | 45.9 | 46.9 | 41.4 | بطيخ وشمام |
| 3) FRUIT TREES OF WHICH: | | | | | | | | | | | | (٣) اشجار مثمرة منها : |
| OLIVES | 63.7 | 25.7 | 70.8 | 20.4 | 31.8 | 19.7 | 50.0 | 22.2 | 40.4 | 18.9 | 44.5 | زيتون |
| GRAPES | 45.7 | 21.8 | 21.5 | 18.6 | 23.2 | 26.2 | 8.6 | 25.8 | 26.8 | 25.8 | 18.2 | عنب |
| CITRUS FRUITS | 154.1 | 166.7 | 101.3 | 118.4 | 87.4 | 81.3 | 48.3 | 50.2 | 46.2 | 53.8 | 49.0 | حمضيات |
| BANANAS | 18.9 | 13.4 | 33.3 | 12.8 | 13.4 | 10.4 | 14.3 | 6.9 | 6.7 | 7.3 | 6.2 | مسوز |
| B) ANIMAL PRODUCTION | | | | | | | | | | | | (ب) الانتاج الحيواني |
| RED MEAT | 9.5 | 9.4 | 8.3 | 8.0 | 6.6 | 10.9 | 9.9 | 10.2 | 8.7 | 8.5 | 8.1 | اللحوم الحمراء |
| POULTRY MEAT | 49.0 | 43.0 | 68.0 | 63.0 | 63.5 | 55.0 | 49.0 | 41.5 | 28.5 | 26.0 | 26.0 | الدجاج |
| MILK | 72.1 | 69.4 | 66.4 | 61.5 | 51.7 | 56.5 | 50.0 | 45.6 | 48.2 | 42.0 | 46.0 | الحليب |
| EGGS (MILL. EGG) | 530.0 | 350.0 | 380.0 | 425.0 | 500.0 | 520.0 | 390.0 | 415.0 | 365.0 | 340.0 | 330.0 | البيض (مليون بيضة) |
| (1985 = 100) | الرقم القياسي للانتاج الزراعي AGRICULTURAL PRODUCTION INDEX | | | | | | | | | | | (1985 = 100) |
| A) PLANT PRODUCTION | 187.8 | 125.4 | 167.2 | 133.3 | 115.3 | 100.0 | 101.8 | 110.2 | 104.5 | 93.6 | 116.0 | (أ) الانتاج النباتي |
| CEREAL AND PULSES | 136.0 | 89.0 | 142.2 | 125.1 | 52.1 | 100.0 | 77.0 | 187.2 | 99.0 | 95.4 | 181.1 | الحبوب والبقول |
| VEGETABLES | 146.2 | 100.5 | 120.9 | 123.3 | 106.2 | 100.0 | 89.4 | 85.9 | 82.6 | 84.8 | 82.0 | الحضروات |
| FRUIT TREES WITHOUT OLIVES | 249.1 | 203.0 | 193.1 | 175.7 | 155.9 | 100.0 | 72.0 | 110.7 | 108.0 | 111.0 | 93.9 | الاشجار المثمرة بدون الزيتون |
| OLIVES | 323.2 | 130.4 | 359.4 | 103.8 | 161.3 | 100.0 | 253.6 | 112.7 | 204.9 | 96.1 | 225.7 | الزيتون |
| B) ANIMAL PRODUCTION | 95.7 | 83.9 | 105.6 | 100.8 | 98.1 | 100.0 | 86.9 | 79.9 | 64.6 | 59.8 | 59.7 | (ب) الانتاج الحيواني |
| MEAT | 86.8 | 85.9 | 76.4 | 73.0 | 60.1 | 100.0 | 90.9 | 93.4 | 79.9 | 78.3 | 74.4 | اللحوم الحمراء |
| POULTRY | 89.1 | 78.2 | 123.6 | 114.5 | 115.5 | 100.0 | 89.1 | 75.5 | 51.8 | 47.3 | 47.3 | الدجاج |
| MILK | 127.6 | 123.0 | 117.6 | 109.0 | 91.6 | 100.0 | 88.5 | 80.7 | 85.3 | 74.3 | 81.4 | الحليب |
| EGGS | 101.9 | 67.3 | 73.1 | 81.7 | 96.2 | 100.0 | 75.0 | 79.8 | 70.2 | 65.4 | 63.5 | البيض |
| OVERALL INDEX | 148.1 | 107.5 | 140.6 | 119.3 | 107.9 | 100.0 | 95.4 | 97.1 | 87.3 | 79.1 | 91.9 | الرقم القياسي العام |
| % CHANGE | 37.8 | -23.5 | 17.9 | 10.6 | 7.9 | 4.8 | -1.8 | 11.2 | 10.4 | -13.9 | 52.9 | نسبة التغير % |

(1) : SOURCE DEPARTMENT OF STATISTICS.
(2) : SOURCE MINISTRY OF AGRICULTURE / DIRECTORATE OF ANIMAL PRODUCTION & HEALTH.
(3) : SOURCE CENTRAL BANK OF JORDAN.
* : PRELIMINARY

(1) : المصدر دائرة الإحصاءات العامة .
(2) : المصدر وزارة الزراعة / مديرية الانتاج والصحة الحيوانية .
(3) : المصدر البنك المركزي الأردني .
* : أوليوية

(٩) الرقم القياسي لتكاليف المعيشة

(9) Cost of Living Index
(1986 = 100)



(٥٣) الرقم القياسي لتكاليف المعيشة

(53) Cost of Living Index
(1986 = 100)

| ملابس واحدية | المواد الغذائية | | | | | | | | | جميع المواد ALL ITEMS INDEX | الاهمية |
|-----------------|-----------------|---|--|---|----------------------|-----------------|---|---|----------------|---|-----------------|
| | ملابس عام | مشروبات و تبغ DRINKS AND TOBACCO | مواد غذائية اخرى OTHER FOODS STUFFS | منتجات الالبان والبيض DAIRY PRODUCT & EGGS | خضروات VEGETABLES | فاكهة FRUITS | لحوم و اسماك MEAT AND FISH | الخبوب و منتجاتها CEREALS AND BAKERY | عام GENERAL | | |
| (6.08) | 7.45 | 2.65 | (8.08) | (9.09) | (3.53) | (2.94) | (10.89) | (3.99) | 38.52 | 100.00 | الفترة |
| 81.8 | 79.9 | 50.7 | 70.3 | 75.8 | 94.5 | 92.7 | 79.4 | 101.6 | 81.4 | 76.9 | ١٩٨٠ |
| 103.7 | 101.0 | 55.7 | 84.4 | 78.6 | 96.5 | 82.7 | 88.3 | 104.1 | 88.0 | 82.8 | ١٩٨١ |
| 109.8 | 106.6 | 65.0 | 89.1 | 82.3 | 104.8 | 99.9 | 91.4 | 103.9 | 92.1 | 89.0 | ١٩٨٢ |
| 111.5 | 110.3 | 83.9 | 93.4 | 83.0 | 111.3 | 93.0 | 94.9 | 103.3 | 94.5 | 93.5 | ١٩٨٣ |
| 111.5 | 110.9 | 87.1 | 98.1 | 87.6 | 103.7 | 98.7 | 96.2 | 103.2 | 96.3 | 97.1 | ١٩٨٤ |
| 110.9 | 110.7 | 99.7 | 99.2 | 96.7 | 97.7 | 99.3 | 98.8 | 100.0 | 98.5 | 100.0 | ١٩٨٥ |
| 100.0 | 100.0 | 100.0 | 100.0 | 100.0 | 100.0 | 100.0 | 100.0 | 100.0 | 100.0 | 100.0 | ١٩٨٦ |
| 103.4 | 103.8 | 108.7 | 101.0 | 94.1 | 91.9 | 114.4 | 98.6 | 97.4 | 98.5 | 99.8 | ١٩٨٧ |
| 111.1 | 108.1 | 110.3 | 103.3 | 106.4 | 96.0 | 126.3 | 101.2 | 97.3 | 103.9 | 106.4 | ١٩٨٨ |
| 185.4 | 177.4 | 140.2 | 123.6 | 123.9 | 136.9 | 174.0 | 120.5 | 101.1 | 125.5 | 133.8 | ١٩٨٩ |
| 244.4 | 231.8 | 155.9 | 146.5 | 153.8 | 131.1 | 183.2 | 165.5 | 110.3 | 151.2 | 155.4 | ١٩٩٠ |
| 201.0 | 190.9 | 154.2 | 134.8 | 132.8 | 142.3 | 165.6 | 128.0 | 103.4 | 132.2 | 139.5 | ١٩٨٩ ايلول |
| 220.0 | 209.6 | 154.2 | 136.9 | 133.8 | 137.0 | 160.4 | 129.4 | 103.6 | 132.4 | 141.4 | تشرين اول |
| 223.4 | 212.8 | 154.2 | 138.5 | 137.0 | 135.7 | 163.7 | 129.3 | 103.7 | 133.6 | 143.9 | تشرين ثاني |
| 225.7 | 214.9 | 155.0 | 139.4 | 144.5 | 160.6 | 185.9 | 129.8 | 103.8 | 139.7 | 148.1 | كانون اول |
| 230.8 | 219.3 | 155.0 | 138.3 | 145.2 | 131.5 | 161.4 | 163.0 | 104.0 | 144.5 | 150.6 | ١٩٩٠ كانون ثاني |
| 231.6 | 219.9 | 155.1 | 139.0 | 148.1 | 120.9 | 178.6 | 164.2 | 104.0 | 146.0 | 151.4 | شباط |
| 231.7 | 220.0 | 155.1 | 137.2 | 152.9 | 149.3 | 193.5 | 164.9 | 104.0 | 150.7 | 153.5 | اذار |
| 234.3 | 222.4 | 155.1 | 137.4 | 154.2 | 190.2 | 204.5 | 153.8 | 104.0 | 152.5 | 154.5 | نيسان |
| 239.2 | 226.7 | 155.7 | 139.4 | 154.8 | 144.4 | 217.0 | 152.6 | 104.1 | 149.5 | 153.9 | ايار |
| 240.9 | 229.2 | 155.7 | 139.7 | 155.6 | 116.2 | 194.9 | 166.8 | 104.3 | 149.5 | 154.0 | حزيران |
| 241.0 | 229.4 | 155.7 | 140.7 | 156.2 | 95.8 | 178.9 | 166.6 | 104.3 | 146.7 | 153.0 | تموز |
| 241.0 | 229.4 | 155.7 | 141.4 | 156.4 | 115.1 | 165.4 | 166.4 | 104.4 | 147.6 | 154.0 | آب |
| 245.6 | 233.3 | 156.8 | 158.3 | 156.7 | 125.4 | 166.4 | 167.1 | 120.6 | 154.1 | 157.3 | ايلول |
| 265.0 | 250.4 | 156.9 | 162.6 | 156.8 | 114.4 | 186.1 | 167.4 | 123.4 | 155.9 | 159.9 | تشرين اول |
| 265.5 | 250.9 | 156.9 | 162.1 | 154.3 | 126.4 | 170.4 | 176.2 | 123.4 | 157.6 | 160.8 | تشرين ثاني |
| 265.8 | 251.1 | 157.1 | 161.6 | 154.9 | 144.0 | 181.4 | 176.6 | 123.4 | 160.2 | 162.1 | كانون اول |
| 266.2 | 251.6 | 157.1 | 161.2 | 160.2 | 141.0 | 182.7 | 178.7 | 123.6 | 161.8 | 163.9 | ١٩٩١ كانون ثاني |
| 266.2 | 251.6 | 157.1 | 160.1 | 161.0 | 128.6 | 242.3 | 178.7 | 123.9 | 165.2 | 165.4 | شباط |
| 266.4 | 251.8 | 157.1 | 157.1 | 161.8 | 176.5 | 344.1 | 180.7 | 123.9 | 177.5 | 170.1 | اذار |
| 272.1 | 256.4 | 157.1 | 158.3 | 162.0 | 198.8 | 280.4 | 183.3 | 123.9 | 175.7 | 169.9 | نيسان |
| 272.1 | 256.4 | 157.1 | 161.6 | 162.2 | 155.6 | 232.6 | 179.3 | 123.9 | 167.7 | 166.7 | ايار |
| 272.9 | 257.2 | 157.1 | 151.5 | 162.6 | 155.6 | 213.4 | 176.4 | 123.9 | 163.4 | 166.4 | حزيران |
| 272.9 | 257.2 | 157.1 | 164.0 | 163.2 | 118.2 | 183.5 | 178.0 | 123.9 | 160.9 | 165.4 | تموز |
| 273.1 | 257.4 | 157.1 | 164.2 | 163.5 | 131.4 | 191.4 | 181.1 | 123.9 | 163.7 | 167.2 | آب |
| 273.2 | 257.4 | 157.1 | 163.4 | 164.7 | 140.7 | 219.9 | 180.2 | 123.9 | 166.6 | 168.6 | ايلول |

المصدر : دائرة الإحصاءات العامة .
ملاحظة : ارقام السنوات قبل عام ١٩٨٦ تم اشتقاقها من
ربط الرقم القياسي القديم (١٩٨٠ = ١٠٠)
بالرقم القياسي الجديد .

(٥٣) الرقم القياسي لتكاليف المعيشة (تابع)

(53) Cost of Living Index (Con.)

(1986 = 100)

| PERIOD | OTHER GOODS & SERVICES | | | | | | HOUSING | | | | CLOTHING & FOOTWEAR |
|-----------|------------------------|-----------|-----------------|----------------|----------------|---------|-------------------------|---------------------|----------------|---------|---------------------|
| | السلع والخدمات الأخرى | | | | | | السكن والمنافع المنزلية | | | | أحذية |
| | اخرى | التعليم | العناية الشخصية | العناية الطبية | النقل | عام | اخرى | المحروقات والمنافع | السكن وملحقاته | عام | أحذية |
| WEIGHT | (2.42) | (6.13) | (3.13) | (2.01) | (9.60) | 23.29 | (5.86) | (5.39) | (16.84) | 28.09 | (1.37) |
| | OTHER | EDUCATION | PERSONAL CARE | MEDICAL CARE | TRANSPORTATION | GENERAL | OTHER | FUELS AND UTILITIES | HOUSING | GENERAL | FOOTWEAR |
| 1980 | 63.5 | 58.2 | 73.4 | 85.3 | 64.6 | 65.1 | 81.4 | 80.1 | 74.4 | 77.3 | 71.4 |
| 1981 | 65.3 | 61.5 | 89.6 | 92.1 | 80.6 | 71.4 | 78.8 | 89.3 | 76.8 | 79.6 | 88.6 |
| 1982 | 81.3 | 70.5 | 95.1 | 92.5 | 87.8 | 80.8 | 88.0 | 96.3 | 81.5 | 85.9 | 92.1 |
| 1983 | 86.1 | 77.8 | 92.9 | 96.8 | 93.9 | 85.5 | 99.6 | 99.0 | 88.6 | 93.5 | 105.1 |
| 1984 | 91.6 | 86.0 | 96.1 | 99.1 | 98.1 | 91.3 | 101.1 | 99.3 | 96.9 | 98.5 | 108.6 |
| 1985 | 96.5 | 93.7 | 98.8 | 98.6 | 100.0 | 96.2 | 101.4 | 103.0 | 101.4 | 101.7 | 109.9 |
| 1986 | 100.0 | 100.0 | 100.0 | 100.0 | 100.0 | 100.0 | 100.0 | 100.0 | 100.0 | 100.0 | 100.0 |
| 1987 | 100.0 | 104.5 | 109.0 | 107.7 | 103.4 | 104.5 | 83.4 | 98.0 | 100.9 | 96.7 | 105.5 |
| 1988 | 111.3 | 108.7 | 117.9 | 113.0 | 116.7 | 113.9 | 108.9 | 98.1 | 103.5 | 103.6 | 94.6 |
| 1989 | 198.2 | 119.6 | 180.9 | 141.5 | 158.3 | 153.8 | 154.0 | 100.9 | 110.2 | 117.6 | 142.0 |
| 1990 | 246.3 | 123.8 | 218.7 | 147.7 | 164.1 | 167.9 | 190.3 | 105.7 | 118.3 | 130.9 | 176.3 |
| SEP. 1989 | 204.1 | 121.7 | 195.9 | 143.8 | 162.3 | 158.9 | 169.6 | 102.7 | 109.1 | 120.5 | 146.6 |
| OCT. | 212.1 | 121.7 | 202.8 | 143.8 | 162.3 | 160.7 | 170.1 | 102.7 | 109.1 | 120.6 | 163.9 |
| NOV. | 220.9 | 121.7 | 207.3 | 143.8 | 162.3 | 162.2 | 172.0 | 102.7 | 116.6 | 125.5 | 165.9 |
| DEC. | 231.3 | 121.7 | 218.9 | 143.8 | 162.8 | 165.0 | 182.3 | 102.7 | 118.2 | 128.6 | 166.8 |
| JAN. 1990 | 232.2 | 121.7 | 219.1 | 144.6 | 162.8 | 165.2 | 185.2 | 102.7 | 118.2 | 129.2 | 168.1 |
| FEB. | 235.3 | 121.7 | 218.6 | 145.2 | 162.8 | 165.5 | 186.6 | 102.7 | 118.2 | 129.5 | 168.1 |
| MAR. | 235.6 | 121.7 | 219.4 | 145.3 | 164.0 | 166.1 | 187.1 | 102.7 | 118.2 | 129.6 | 168.3 |
| APR. | 237.1 | 121.7 | 217.7 | 145.5 | 164.0 | 166.1 | 187.6 | 102.7 | 118.2 | 129.7 | 169.5 |
| MAY | 248.3 | 122.0 | 216.5 | 147.4 | 164.0 | 167.3 | 189.5 | 102.7 | 118.2 | 130.1 | 171.1 |
| JUNE | 248.3 | 122.0 | 210.2 | 148.2 | 164.2 | 166.6 | 189.5 | 102.7 | 118.2 | 130.1 | 177.4 |
| JULY | 248.5 | 122.0 | 213.2 | 148.2 | 164.2 | 167.0 | 190.0 | 102.7 | 118.2 | 130.2 | 177.9 |
| AUG. | 249.9 | 122.9 | 230.4 | 148.5 | 164.2 | 169.8 | 190.9 | 102.7 | 118.2 | 130.4 | 177.9 |
| SEP. | 254.6 | 127.4 | 221.7 | 148.9 | 164.2 | 170.3 | 193.3 | 102.7 | 118.2 | 130.9 | 178.9 |
| OCT. | 255.0 | 127.5 | 219.7 | 149.1 | 164.6 | 170.3 | 194.5 | 114.5 | 118.2 | 133.4 | 186.0 |
| NOV. | 255.5 | 127.5 | 219.9 | 149.9 | 164.6 | 170.4 | 194.5 | 114.5 | 118.2 | 133.4 | 186.0 |
| DEC. | 255.6 | 127.5 | 218.2 | 152.1 | 165.1 | 170.6 | 194.6 | 114.5 | 119.5 | 134.2 | 186.0 |
| JAN. 1991 | 262.3 | 129.0 | 224.6 | 156.2 | 169.1 | 174.6 | 197.6 | 114.8 | 119.5 | 134.9 | 187.1 |
| FEB. | 262.3 | 129.0 | 221.5 | 156.4 | 170.5 | 174.8 | 197.6 | 114.9 | 119.5 | 134.9 | 187.1 |
| MAR. | 262.3 | 129.0 | 217.8 | 157.0 | 168.1 | 173.3 | 197.7 | 114.7 | 119.5 | 134.9 | 187.1 |
| APR. | 262.3 | 129.0 | 214.9 | 160.0 | 169.8 | 173.9 | 198.2 | 114.7 | 119.5 | 135.0 | 187.1 |
| MAY | 262.3 | 129.0 | 215.5 | 160.5 | 169.8 | 174.0 | 200.1 | 114.7 | 119.5 | 135.4 | 187.1 |
| JUNE | 262.3 | 129.0 | 216.9 | 161.6 | 169.8 | 174.3 | 200.2 | 114.7 | 127.5 | 140.2 | 187.8 |
| JULY | 262.3 | 129.0 | 217.6 | 162.4 | 169.8 | 174.4 | 200.2 | 114.7 | 127.5 | 140.2 | 187.8 |
| AUG. | 262.3 | 131.2 | 216.5 | 162.4 | 174.4 | 176.8 | 200.6 | 114.7 | 127.5 | 140.3 | 187.8 |
| SEP. | 262.3 | 134.9 | 215.8 | 163.0 | 174.4 | 177.7 | 200.6 | 114.7 | 127.5 | 140.3 | 187.8 |

SOURCE: DEPARTMENT OF STATISTICS.

NOTE: DATA FOR YEARS BEFORE 1986 HAVE BEEN DERIVED BY LINKING THE OLD INDEX (1980=100) TO THE NEW ONE.

(٥٤) اسعار الجملة لاهم السلع في مدينة عمان

(54) Wholesale Prices of Principal Commodities in Amman

| لحم العجل VEALMEAT | | لحم دجاج | صابون | انسيجه صوفيه | الجلد العلوي | سولدر | بنزين | العسار | حطب السويد | اسمنت | حديد فضيان | معدل المترة |
|-----------------------|----------|-------------|--------|---------------------|---------------------------------------|---------------------------|-----------------------------|-----------------------------------|------------------------|--------|---------------|--------------------------|
| محلي | مستورد | POULTRY | SOAP | WOOLLEN TEXTILES | UPPER LEATHER | DIESEL | GASOLINE | GAS | WOOD | CEMENT | IRON | |
| LOCAL | IMPORTED | | | | | | | | | | | |
| با لغمس لكل كيلو غرام | | | | غمس / م FILS/M | غمس / قدم ^٢ FILS/SQ.FT. | غمس / لتر FILS / LITER | غمس / انسيبه FILS / UNIT | دينار / م ^٣ JD / M3 | دينار / طن JD / TON | | | |
| 1625.0 | 858.0 | 578.0 | 515.0 | 3250.0 | 622.0 | 31.7 | 123.2 | 1163.0 | 109.5 | 29.4 | 163.5 | ١٩٨٠ |
| 1800.0 | 1030.0 | 685.0 | 535.0 | 4375.0 | 677.0 | 50.7 | 145.7 | 1413.0 | 122.0 | 32.1 | 162.1 | ١٩٨١ |
| 1800.0 | 1120.0 | 700.0 | 557.8 | 4250.0 | 699.5 | 60.0 | 160.0 | 1650.0 | 109.0 | 35.0 | 152.1 | ١٩٨٢ |
| 1825.0 | 1120.0 | 700.0 | 560.6 | 4250.0 | 787.0 | 65.0 | 165.0 | 1650.0 | 111.5 | 35.0 | 130.5 | ١٩٨٣ |
| 1700.0 | 1119.3 | 700.0 | 582.5 | 4250.0 | 844.0 | 65.0 | 165.8 | 1657.9 | 112.0 | 35.0 | 130.5 | ١٩٨٤ |
| 1750.0 | 1060.0 | 700.0 | 583.3 | 4625.0 | 880.0 | 65.0 | 180.0 | 1800.0 | 112.0 | 35.0 | 130.5 | ١٩٨٥ |
| 1550.0 | 1060.0 | 700.0 | 597.1 | 5000.0 | 880.0 | 65.0 | 180.0 | 1800.0 | 119.0 | 35.0 | 141.4 | ١٩٨٦ |
| 1437.5 | 1060.0 | 700.0 | 600.0 | 5290.8 | 880.0 | 65.0 | 180.0 | 1800.0 | 122.5 | 35.0 | 141.8 | ١٩٨٧ |
| 1239.8 | 1046.0 | 700.0 | 642.5 | 6331.5 | 880.0 | 65.0 | 180.0 | 1800.0 | 147.4 | 35.0 | 173.5 | ١٩٨٨ |
| 1642.3 | 1040.0 | 889.3 | 1062.7 | 8000.0 | 1182.5 | 72.1 | 208.4 | 1941.8 | 257.5 | 35.0 | 275.5 | ١٩٨٩ |
| 2225.0 | - | 997.5 | 1200.0 | - | 1430.0 | 75.0 | 220.0 | 2000.0 | 307.8 | 36.0 | 290.3 | ١٩٩٠ |
| 1400.0 | 1060.0 | 700.0 | 582.5 | 5000.0 | 880.0 | 65.0 | 180.0 | 1800.0 | 112.0 | 35.0 | 130.5 | ١٩٨٥ الربع الرابع |
| 1400.0 | 1060.0 | 700.0 | 588.5 | 5000.0 | 880.0 | 65.0 | 180.0 | 1800.0 | 120.0 | 35.0 | 141.0 | ١٩٨٦ الربع الاول |
| 1400.0 | 1060.0 | 700.0 | 600.0 | 5000.0 | 880.0 | 65.0 | 180.0 | 1800.0 | 120.0 | 35.0 | 141.0 | الربع الثاني |
| 1700.0 | 1060.0 | 700.0 | 600.0 | 5000.0 | 880.0 | 65.0 | 180.0 | 1800.0 | 116.0 | 35.0 | 143.5 | الربع الثالث |
| 1700.0 | 1060.0 | 700.0 | 600.0 | 5000.0 | 880.0 | 65.0 | 180.0 | 1800.0 | 120.0 | 35.0 | 140.0 | الربع الرابع |
| 1400.0 | 1060.0 | 700.0 | 600.0 | 4500.0 | 880.0 | 65.0 | 180.0 | 1800.0 | 120.0 | 35.0 | 140.0 | ١٩٨٧ الربع الاول |
| 1500.0 | 1060.0 | 700.0 | 600.0 | 5000.0 | 880.0 | 65.0 | 180.0 | 1800.0 | 120.0 | 35.0 | 142.0 | الربع الثاني |
| 1500.0 | 1060.0 | 700.0 | 600.0 | 5663.0 | 880.0 | 65.0 | 180.0 | 1800.0 | 125.0 | 35.0 | 142.5 | الربع الثالث |
| 1350.0 | 1060.0 | 700.0 | 600.0 | 6000.0 | 880.0 | 65.0 | 180.0 | 1800.0 | 125.0 | 35.0 | 142.5 | الربع الرابع |
| 1200.0 | 1060.0 | 700.0 | 600.0 | 6000.0 | 880.0 | 65.0 | 180.0 | 1800.0 | 127.5 | 35.0 | 154.0 | ١٩٨٨ الربع الاول |
| 1200.0 | 1044.0 | 700.0 | 600.0 | 6000.0 | 880.0 | 65.0 | 180.0 | 1800.0 | 137.0 | 35.0 | 161.5 | الربع الثاني |
| 1200.0 | 1040.0 | 700.0 | 675.0 | 6000.0 | 880.0 | 65.0 | 180.0 | 1800.0 | 145.0 | 35.0 | 171.5 | الربع الثالث |
| 1359.0 | 1040.0 | 700.0 | 695.0 | 7326.0 | 880.0 | 65.0 | 180.0 | 1800.0 | 180.0 | 35.0 | 207.0 | الربع الرابع |
| 1400.0 | 1040.0 | 770.0 | 800.0 | 8000.0 | 1100.0 | 65.0 | 180.0 | 1800.0 | 190.0 | 35.0 | 210.0 | ١٩٨٩ الربع الاول |
| 1601.0 | 1040.0 | 880.0 | 950.6 | - | 1100.0 | 73.4 | 213.4 | 1967.0 | 245.0 | 35.0 | 260.0 | الربع الثاني |
| 1700.0 | 1040.0 | 947.0 | 1300.0 | - | 1100.0 | 75.0 | 220.0 | 2000.0 | 290.0 | 35.0 | 303.0 | الربع الثالث |
| 1868.0 | 1040.0 | 960.0 | 1200.0 | - | 1430.0 | 75.0 | 220.0 | 2000.0 | 305.0 | 35.0 | 329.0 | الربع الرابع |
| 2200.0 | - | 960.0 | 1200.0 | - | 1430.0 | 75.0 | 220.0 | 2000.0 | 298.0 | 35.0 | 297.5 | ١٩٩٠ الربع الاول |
| 2100.0 | - | 1010.0 | 1200.0 | - | 1430.0 | 75.0 | 220.0 | 2000.0 | 290.0 | 35.0 | 275.0 | الربع الثاني |
| 2100.0 | - | 1010.0 | 1200.0 | - | 1430.0 | 75.0 | 220.0 | 2000.0 | 313.0 | 35.0 | 288.5 | الربع الثالث |
| 2500.0 | - | 1010.0 | 1200.0 | - | 1430.0 | 75.0 | 220.0 | 2000.0 | 330.0 | 39.0 | 300.0 | الربع الرابع |
| 2500.0 | - | 1010.0 | 1200.0 | - | 1430.0 | 75.0 | 220.0 | 2000.0 | 330.0 | 39.0 | 300.0 | * ١٩٩١ الربع الاول |
| 2350.0 | - | 1010.0 | 1200.0 | - | 1430.0 | 75.0 | 220.0 | 2000.0 | 330.0 | 39.0 | 300.0 | الربع الثاني |
| 2400.0 | - | 1010.0 | 1200.0 | - | 1430.0 | 75.0 | 220.0 | 2000.0 | 330.0 | 39.0 | 300.0 | الربع الثالث |

* : اوليه .

(٥٤) اسعار الجملة لاهم السلع في مدينة عمان (تابع)

(54) Wholesale Prices of Principal Commodities in Amman (Con.)

| PERIOD AVERAGE | قمح | ارز | سكر | قهوة | بطاطا | بندورة | شفاح | برتقال | زيت الزيتون | سمن | لحم الضأن LAMB MEAT | |
|-----------------|----------------------|-------|-------|--------|----------|----------|--------|---------|-------------|-----------|------------------------|--------|
| | WHEAT | RICE | SUGAR | COFFEE | POTATOES | TOMATOES | APPLES | ORANGES | OLIVE_OIL | MARGARINE | محلي | مستورد |
| | IN FILS PER KILOGRAM | | | | | | | | | | | |
| 1980 | 90.0 | 172.5 | 112.0 | 1700.0 | 116.5 | 122.6 | 206.5 | 149.5 | 1042.0 | 376.4 | 1888.0 | 1024.0 |
| 1981 | 81.3 | 172.5 | 193.8 | 1223.0 | 113.1 | 119.1 | 244.7 | 157.8 | 960.0 | 388.2 | 2188.0 | 1150.0 |
| 1982 | 85.0 | 175.0 | 198.0 | 1150.0 | 111.8 | 115.7 | 203.3 | 147.8 | 1210.0 | 386.1 | 2200.0 | 1240.0 |
| 1983 | 85.0 | 166.3 | 175.5 | 1150.0 | 139.6 | 130.1 | 232.3 | 182.7 | 1156.5 | 386.1 | 2225.0 | 1240.0 |
| 1984 | 85.0 | 164.3 | 167.3 | 1150.0 | 148.3 | 129.3 | 253.8 | 199.4 | 1390.8 | 427.8 | 2542.8 | 1239.3 |
| 1985 | 100.0 | 145.0 | 148.0 | 1150.0 | 159.8 | 118.7 | 233.8 | 191.1 | 1359.3 | 427.8 | 2375.0 | 1180.0 |
| 1986 | 105.0 | 145.0 | 148.0 | 1936.3 | 138.1 | 112.7 | 210.2 | 207.6 | 1887.5 | 427.8 | 2150.0 | 1180.0 |
| 1987 | 110.0 | 136.3 | 137.5 | 1550.6 | 151.5 | 89.5 | 379.3 | 215.6 | 1400.0 | 427.8 | 2075.0 | 1180.0 |
| 1988 | 110.0 | 130.0 | 130.0 | 1137.5 | 129.5 | 117.3 | 340.8 | 289.5 | 1566.5 | 427.8 | 2139.8 | 1166.0 |
| 1989 | 122.1 | 130.0 | 130.0 | 1318.8 | 256.5 | 163.8 | 454.5 | 402.0 | 1766.8 | 457.0 | 2560.0 | 1160.0 |
| 1990 | 140.0 | 182.5 | 202.8 | 1250.0 | 255.3 | 150.0 | 460.5 | 374.3 | 2366.8 | 468.1 | 3200.0 | - |
| 4TH. QTR. 1985 | 100.0 | 145.0 | 148.0 | 1150.0 | 167.3 | 164.7 | 184.7 | 191.7 | 1333.0 | 427.8 | 2000.0 | 1180.0 |
| 1ST. QTR. 1986 | 100.0 | 145.0 | 148.0 | 1745.0 | 121.7 | 100.7 | 202.0 | 208.5 | 1875.0 | 427.8 | 2000.0 | 1180.0 |
| 2ND. QTR. 1986 | 100.0 | 145.0 | 148.0 | 2000.0 | 108.7 | 79.0 | 202.0 | 264.0 | 1875.0 | 427.8 | 2200.0 | 1180.0 |
| 3RD. QTR. 1986 | 110.0 | 145.0 | 148.0 | 2000.0 | 139.0 | 64.0 | 203.0 | 172.0 | 2000.0 | 427.8 | 2200.0 | 1180.0 |
| 4TH. QTR. 1986 | 110.0 | 145.0 | 148.0 | 2000.0 | 183.0 | 207.0 | 233.7 | 185.7 | 1800.0 | 427.8 | 2200.0 | 1180.0 |
| 1ST. QTR. 1987 | 110.0 | 145.0 | 148.0 | 1950.0 | 144.3 | 110.3 | 269.0 | 210.3 | 1400.0 | 427.8 | 2000.0 | 1180.0 |
| 2ND. QTR. 1987 | 110.0 | 140.1 | 142.1 | 1752.2 | 116.8 | 81.8 | 232.0 | 212.0 | 1400.0 | 427.8 | 2100.0 | 1180.0 |
| 3RD. QTR. 1987 | 110.0 | 130.0 | 130.0 | 1250.0 | 152.0 | 85.0 | 637.0 | 237.0 | 1400.0 | 427.8 | 2100.0 | 1180.0 |
| 4TH. QTR. 1987 | 110.0 | 130.0 | 130.0 | 1250.0 | 193.0 | 81.0 | - | 203.0 | 1400.0 | 427.8 | 2100.0 | 1180.0 |
| 1ST. QTR. 1988 | 110.0 | 130.0 | 130.0 | 1050.0 | 97.0 | 91.0 | 374.0 | 255.0 | 1733.0 | 427.8 | 2100.0 | 1180.0 |
| 2ND. QTR. 1988 | 110.0 | 130.0 | 130.0 | 1050.0 | 106.0 | 135.0 | 273.0 | - | 1600.0 | 427.8 | 2100.0 | 1164.0 |
| 3RD. QTR. 1988 | 110.0 | 130.0 | 130.0 | 1050.0 | 129.0 | 64.0 | 382.0 | - | 1400.0 | 427.8 | 2100.0 | 1160.0 |
| 4TH. QTR. 1988 | 110.0 | 130.0 | 130.0 | 1400.0 | 186.0 | 179.0 | 334.0 | 324.0 | 1533.0 | 427.8 | 2259.0 | 1160.0 |
| 1ST. QTR. 1989 | 110.0 | 130.0 | 130.0 | 1400.0 | 243.0 | 162.0 | 450.0 | 447.0 | 1600.0 | 427.8 | 2103.0 | 1160.0 |
| 2ND. QTR. 1989 | 113.3 | 130.0 | 130.0 | 1250.0 | 221.0 | 170.0 | 424.0 | 447.0 | 1600.0 | 466.7 | 2335.0 | 1160.0 |
| 3RD. QTR. 1989 | 125.0 | 130.0 | 130.0 | 1375.0 | 301.0 | 100.0 | 550.0 | 368.0 | 1600.0 | 466.7 | 2800.0 | 1160.0 |
| 4TH. QTR. 1989 | 140.0 | 130.0 | 130.0 | 1250.0 | 261.0 | 223.0 | 394.0 | 346.0 | 2267.0 | 466.7 | 3002.0 | 1160.0 |
| 1ST. QTR. 1990 | 140.0 | 130.0 | 130.0 | 1250.0 | 182.0 | 151.0 | 383.0 | 408.0 | 2267.0 | 466.7 | 3200.0 | - |
| 2ND. QTR. 1990 | 140.0 | 130.0 | 130.0 | 1250.0 | 265.0 | 229.0 | 425.0 | 408.0 | 2400.0 | 466.7 | 3200.0 | - |
| 3RD. QTR. 1990 | 140.0 | 182.0 | 203.0 | 1250.0 | 284.0 | 99.0 | 533.0 | 369.0 | 2400.0 | 466.7 | 3200.0 | - |
| 4TH. QTR. 1990 | 140.0 | 288.0 | 348.0 | 1250.0 | 290.0 | 121.0 | 501.0 | 312.0 | 2400.0 | 472.2 | 3200.0 | - |
| 1ST. QTR. 1991* | 140.0 | 288.0 | 348.0 | 1500.0 | 210.0 | 204.0 | 853.0 | 458.0 | 2800.0 | 472.2 | 3200.0 | - |
| 2ND. QTR. 1991* | 140.0 | 288.0 | 348.0 | 1500.0 | 236.0 | 285.0 | 750.0 | - | 2800.0 | 472.2 | 3200.0 | - |
| 3RD. QTR. 1991* | 160.0 | 288.0 | 348.0 | 1500.0 | 292.0 | 127.0 | 587.0 | 353.0 | 2800.0 | 472.2 | 3400.0 | - |

* : PRELIMINARY.

(٥٥) الرقم القياسي لاسعار الجملة في مدينة عمان

(55) Amman Wholesale Price Index
(1979 = 100)

| الملايين واللشعة | السجائر | المواد الغذائية الذرية | المشروبات | منتجات الدواجن والبيض | لحوم واسماك | المواكه | الخضروات | حبوب وبقول | الرقم القياسي العام | |
|----------------------------|------------|------------------------------|---------------------------------|-----------------------------|---------------------------|---------|------------|--------------------|---------------------------|--------------------|
| CLOTHES AND TEXTILES | CIGARETTES | OTHER FOODSTUFFS | SOFT AND ALCOHOLIC DRINKS | DAIRY PRODUCTS & EGGS | MEAT POULTRY & FISH | FRUITS | VEGETABLES | CEREAL & PULSES | GENERAL INDEX | |
| 7.5 | 3.5 | 7.4 | 1.3 | 4.6 | 9.3 | 7.0 | 3.6 | 8.1 | 100 | الاهمية |
| 105.0 | 104.9 | 110.0 | 113.8 | 109.7 | 112.4 | 106.1 | 123.1 | 108.0 | 114.9 | ١٩٨٠ |
| 118.5 | 117.3 | 128.8 | 119.0 | 119.5 | 131.7 | 107.1 | 109.9 | 105.7 | 125.3 | ١٩٨١ |
| 113.9 | 133.9 | 129.6 | 199.4 | 127.9 | 136.5 | 106.1 | 118.4 | 110.4 | 129.3 | ١٩٨٢ |
| 114.4 | 177.7 | 129.2 | 199.4 | 132.3 | 136.7 | 125.9 | 137.2 | 109.7 | 134.5 | ١٩٨٣ |
| 112.0 | 178.1 | 134.7 | 206.3 | 134.7 | 141.6 | 132.3 | 142.0 | 107.9 | 136.7 | ١٩٨٤ |
| 109.8 | 205.2 | 128.9 | 245.7 | 138.0 | 136.1 | 125.9 | 127.1 | 121.9 | 138.8 | ١٩٨٥ |
| 104.6 | 205.1 | 129.2 | 263.2 | 143.1 | 130.7 | 123.5 | 118.4 | 119.4 | 138.4 | ١٩٨٦ |
| 112.6 | 226.1 | 117.5 | 263.9 | 146.3 | 131.7 | 134.9 | 106.7 | 123.3 | 139.8 | ١٩٨٧ |
| 125.1 | 226.1 | 117.0 | 267.0 | 155.1 | 131.6 | 156.1 | 115.6 | 124.4 | 152.8 | ١٩٨٨ |
| 170.1 | 270.7 | 125.2 | 312.8 | 200.6 | 157.1 | 215.9 | 178.1 | 145.6 | 204.4 | ١٩٨٩ |
| 198.8 | 291.7 | 163.7 | 343.0 | 248.0 | 199.7 | 213.4 | 174.4 | 184.8 | 233.8 | ١٩٩٠ |
| 109.2 | 205.2 | 128.1 | 245.7 | 142.5 | 128.4 | 128.1 | 139.9 | 123.1 | 138.8 | ١٩٨٥ الربع الرابع |
| 106.2 | 205.2 | 131.5 | 262.5 | 143.1 | 128.4 | 119.8 | 116.5 | 117.6 | 137.5 | ١٩٨٦ الربع الاول |
| 104.3 | 205.2 | 130.0 | 263.7 | 143.1 | 131.4 | 141.5 | 96.8 | 117.4 | 138.7 | الربع الثاني |
| 104.6 | 204.9 | 129.1 | 263.2 | 143.1 | 131.4 | 111.8 | 101.4 | 121.5 | 137.7 | الربع الثالث |
| 103.3 | 204.9 | 126.1 | 263.2 | 143.1 | 131.4 | 121.0 | 158.9 | 120.9 | 139.8 | الربع الرابع |
| 105.7 | 226.1 | 121.9 | 263.2 | 143.1 | 130.6 | 125.4 | 117.0 | 122.4 | 138.1 | ١٩٨٧ الربع الاول |
| 108.6 | 226.1 | 118.9 | 263.2 | 144.1 | 132.2 | 146.4 | 103.6 | 122.9 | 139.8 | الربع الثاني |
| 116.0 | 226.1 | 114.5 | 264.5 | 148.3 | 132.2 | 140.7 | 103.0 | 124.0 | 140.8 | الربع الثالث |
| 119.9 | 226.1 | 114.5 | 264.5 | 149.6 | 131.7 | 126.9 | 103.2 | 124.0 | 140.2 | الربع الرابع |
| 118.6 | 226.1 | 118.2 | 264.5 | 149.7 | 131.1 | 149.4 | 114.5 | 121.9 | 145.1 | ١٩٨٨ الربع الاول |
| 119.3 | 226.1 | 116.6 | 264.5 | 151.5 | 130.6 | 163.0 | 115.4 | 120.3 | 148.5 | الربع الثاني |
| 119.9 | 226.1 | 114.9 | 264.1 | 155.6 | 130.5 | 150.5 | 96.4 | 126.5 | 150.2 | الربع الثالث |
| 142.7 | 226.1 | 118.4 | 274.7 | 163.7 | 134.0 | 161.3 | 136.0 | 128.9 | 167.5 | الربع الرابع |
| 152.4 | 226.1 | 121.4 | 283.6 | 176.5 | 139.1 | 205.3 | 205.4 | 126.9 | 180.5 | ١٩٨٩ الربع الاول |
| 163.0 | 274.2 | 123.2 | 309.6 | 197.9 | 152.5 | 241.2 | 148.9 | 129.2 | 194.7 | الربع الثاني |
| 183.3 | 290.7 | 125.1 | 321.7 | 209.4 | 165.8 | 207.5 | 175.9 | 142.1 | 216.5 | الربع الثالث |
| 181.8 | 291.7 | 130.9 | 336.2 | 218.6 | 171.1 | 209.4 | 182.3 | 184.0 | 225.8 | الربع الرابع |
| 186.9 | 291.7 | 137.4 | 336.2 | 237.0 | 197.3 | 222.1 | 180.3 | 184.5 | 228.9 | ١٩٩٠ الربع الاول |
| 198.1 | 291.7 | 139.2 | 337.2 | 237.0 | 198.6 | 224.1 | 206.7 | 184.5 | 228.4 | الربع الثاني |
| 202.8 | 291.7 | 163.5 | 342.6 | 256.4 | 200.1 | 204.8 | 152.1 | 184.7 | 234.1 | الربع الثالث |
| 207.5 | 291.7 | 214.7 | 355.9 | 261.5 | 202.8 | 202.5 | 158.6 | 185.6 | 243.9 | الربع الرابع |
| 207.2 | 291.7 | 212.6 | 355.9 | 259.0 | 201.6 | 263.3 | 190.6 | 186.1 | 245.8 | * ١٩٩١ الربع الاول |
| 201.4 | 291.7 | 212.6 | 379.7 | 255.9 | 202.4 | 263.3 | 200.7 | 186.1 | 245.8 | الربع الثاني |
| 209.6 | 291.7 | 217.5 | 408.3 | 248.0 | 209.5 | 217.5 | 190.8 | 196.4 | 242.4 | الربع الثالث |

* : اولى سنة .

(٥٥) الرقم القياسي لاسعار الجملة في مدينة عمان (تابع)

(55) Amman Wholesale Price Index (Con.)

(1979 = 100)

| PERIOD | WEIGHT | وسائل النقل TRANSPORT EQUIPMENT | السلع المنزلية المعمرة DURABLE CONSUMER GOODS | المنظفات والصابون DETERGENTS AND SOAP | المحروقات FUELS | مواد البناء CONSTRU- TION MATERIALS | الاحساب WOOD | الورق والكرتون PAPER AND CARDBOARD | الاحذية والجلود FOOTWEAR & LEATHER PRODUCTS | الدوائية PHARMAC- EUTICAL DRUGS |
|-----------|--------|---------------------------------------|--|---|--------------------|---|-----------------|--|---|--|
| | | 3.6 | 2.6 | 1.0 | 5.1 | 24.3 | 2.6 | 5.5 | 0.5 | 2.5 |
| 1980 | | 100.0 | 102.9 | 113.4 | 170.5 | 121.1 | 133.2 | 100.7 | 110.8 | 100.4 |
| 1981 | | 105.4 | 106.0 | 118.7 | 247.6 | 124.7 | 154.1 | 102.2 | 118.5 | 105.1 |
| 1982 | | 110.7 | 111.5 | 120.9 | 281.1 | 123.9 | 143.0 | 91.3 | 125.3 | 111.5 |
| 1983 | | 121.8 | 113.7 | 120.2 | 297.8 | 126.3 | 133.2 | 86.9 | 133.2 | 110.1 |
| 1984 | | 126.3 | 113.8 | 120.9 | 298.8 | 127.9 | 131.2 | 92.6 | 139.9 | 108.4 |
| 1985 | | 131.2 | 111.2 | 121.2 | 318.5 | 127.9 | 130.4 | 93.2 | 145.4 | 119.2 |
| 1986 | | 149.4 | 119.5 | 139.5 | 318.5 | 127.6 | 128.9 | 86.4 | 145.4 | 125.3 |
| 1987 | | 163.7 | 121.8 | 140.8 | 318.5 | 122.6 | 134.6 | 90.6 | 145.3 | 132.3 |
| 1988 | | 193.1 | 149.7 | 145.5 | 318.5 | 149.7 | 159.8 | 96.9 | 144.5 | 148.7 |
| 1989 | | 315.9 | 238.8 | 205.6 | 343.1 | 213.4 | 277.4 | 182.3 | 175.9 | 182.2 |
| 1990 | | 387.7 | 278.0 | 243.6 | 353.2 | 241.5 | 343.3 | 196.8 | 219.4 | 193.0 |
| 4TH. QTR. | 1985 | 134.4 | 114.8 | 121.2 | 318.5 | 127.9 | 130.4 | 87.6 | 145.4 | 120.4 |
| 1ST. QTR. | 1986 | 143.8 | 117.0 | 135.6 | 318.5 | 127.0 | 128.8 | 85.6 | 145.4 | 124.1 |
| 2ND. QTR. | | 148.2 | 120.4 | 140.8 | 318.5 | 127.2 | 128.8 | 86.2 | 145.4 | 122.9 |
| 3RD. QTR. | | 149.9 | 118.7 | 140.8 | 318.5 | 129.5 | 126.0 | 87.2 | 145.3 | 127.1 |
| 4TH. QTR. | | 155.5 | 121.8 | 140.8 | 318.5 | 126.7 | 131.8 | 86.5 | 145.3 | 127.2 |
| 1ST. QTR. | 1987 | 161.4 | 122.1 | 140.8 | 318.5 | 120.6 | 131.4 | 88.1 | 145.3 | 129.5 |
| 2ND. QTR. | | 166.3 | 122.3 | 140.8 | 318.5 | 120.9 | 131.8 | 92.6 | 145.3 | 130.7 |
| 3RD. QTR. | | 163.6 | 121.3 | 140.8 | 318.5 | 124.5 | 137.6 | 90.7 | 145.3 | 134.5 |
| 4TH. QTR. | | 163.6 | 121.3 | 140.8 | 318.5 | 124.5 | 137.6 | 90.8 | 145.3 | 134.5 |
| 1ST. QTR. | 1988 | 170.8 | 131.1 | 140.8 | 318.5 | 133.2 | 140.0 | 91.5 | 145.2 | 142.2 |
| 2ND. QTR. | | 171.6 | 129.2 | 140.8 | 318.5 | 142.2 | 148.4 | 94.2 | 145.0 | 143.9 |
| 3RD. QTR. | | 175.2 | 148.0 | 146.1 | 318.5 | 149.9 | 151.4 | 95.8 | 143.9 | 143.6 |
| 4TH. QTR. | | 254.6 | 190.5 | 154.4 | 318.5 | 173.5 | 199.5 | 106.0 | 143.9 | 165.2 |
| 1ST. QTR. | 1989 | 291.2 | 216.0 | 170.3 | 318.5 | 176.7 | 202.6 | 141.2 | 167.4 | 179.6 |
| 2ND. QTR. | | 298.0 | 239.4 | 186.6 | 347.4 | 194.3 | 263.7 | 141.8 | 168.8 | 179.6 |
| 3RD. QTR. | | 326.0 | 245.1 | 227.2 | 353.2 | 239.6 | 315.0 | 211.1 | 167.4 | 180.1 |
| 4TH. QTR. | | 348.5 | 254.6 | 238.3 | 353.2 | 242.8 | 328.2 | 235.2 | 200.2 | 189.5 |
| 1ST. QTR. | 1990 | 363.2 | 262.9 | 238.5 | 353.2 | 238.1 | 330.7 | 204.5 | 213.2 | 192.4 |
| 2ND. QTR. | | 362.2 | 265.9 | 238.5 | 353.2 | 231.3 | 331.5 | 185.9 | 219.8 | 189.7 |
| 3RD. QTR. | | 400.0 | 285.2 | 247.7 | 353.2 | 242.4 | 349.6 | 196.4 | 222.2 | 190.1 |
| 4TH. QTR. | | 425.5 | 298.0 | 249.8 | 353.2 | 254.1 | 361.4 | 200.2 | 222.2 | 199.6 |
| 1ST. QTR. | 1991* | 419.4 | 309.4 | 249.8 | 353.2 | 242.5 | 361.4 | 192.9 | 222.2 | 196.9 |
| 2ND. QTR. | | 413.6 | 309.4 | 249.8 | 353.2 | 242.5 | 361.4 | 193.6 | 222.2 | 197.1 |
| 3RD. QTR. | | 413.2 | 308.5 | 250.3 | 353.2 | 232.8 | 361.4 | 195.2 | 222.2 | 197.3 |

* : PRELIMINARY.

(56) معدل اسعار صرف أهم العملات الأجنبية (لكل وحدة)

(56) Average Exchange Rates of Major Foreign Currencies (Per Unit)

(بالفلس)

(In Fils)

| ليبر إيطالي (لكل مائة) ITALIAN LIRA (PER 100) | | فرنك فرنسي FRENCH FRANC | | فرنك سويسري SWISS FRANC | | مارك ألماني D. MARK | | جنية استرليني POUND STERLING | | دولار أمريكي U. S. DOLLAR | | المتوسط |
|--|-----------------|----------------------------|-----------------|----------------------------|-----------------|------------------------|-----------------|---------------------------------|-----------------|------------------------------|-----------------|---------------|
| شراء : SELLING | بيع : BUYING | شراء : SELLING | بيع : BUYING | شراء : SELLING | بيع : BUYING | شراء : SELLING | بيع : BUYING | شراء : SELLING | بيع : BUYING | شراء : SELLING | بيع : BUYING | |
| معدل الفترة | | | | | | | | | | | | |
| 24.1 | 23.9 | 48.0 | 47.7 | 173.5 | 172.5 | 142.9 | 142.0 | 552.2 | 548.9 | 364.1 | 362.1 | 1983 |
| 22.1 | 21.9 | 44.2 | 44.0 | 164.5 | 163.5 | 135.8 | 135.0 | 514.5 | 511.4 | 385.5 | 383.5 | 1984 |
| 20.9 | 20.6 | 44.3 | 44.0 | 162.3 | 161.1 | 135.3 | 134.3 | 511.6 | 507.6 | 395.9 | 393.3 | 1985 |
| 23.6 | 23.4 | 50.8 | 50.4 | 196.2 | 194.7 | 162.3 | 161.0 | 515.6 | 511.5 | 351.5 | 348.5 | 1986 |
| 26.3 | 26.1 | 56.6 | 56.2 | 228.1 | 226.8 | 189.1 | 188.0 | 556.4 | 553.1 | 339.5 | 337.5 | 1987 |
| 29.0 | 28.8 | 63.3 | 62.8 | 257.7 | 255.9 | 214.7 | 213.2 | 670.7 | 666.0 | 376.8 | 374.1 | 1988 |
| 42.2 | 41.7 | 90.7 | 89.8 | 352.9 | 350.0 | 307.7 | 304.8 | 943.4 | 934.5 | 577.1 | 572.1 | 1989 |
| 55.7 | 55.4 | 122.6 | 121.8 | 481.4 | 478.3 | 413.0 | 410.3 | 1188.5 | 1180.9 | 665.8 | 661.6 | 1990 |
| 59.0 | 58.7 | 130.6 | 129.8 | 526.6 | 523.4 | 443.6 | 440.9 | 1293.2 | 1285.5 | 669.0 | 665.0 | 1991 |
| 60.2 | 59.8 | 132.7 | 131.9 | 527.6 | 524.5 | 451.5 | 448.8 | 1313.7 | 1305.9 | 668.3 | 664.3 | كانون شباط |
| 56.5 | 56.2 | 123.8 | 123.0 | 487.7 | 484.8 | 421.1 | 418.6 | 1234.8 | 1227.4 | 676.8 | 672.8 | آذار |
| 53.9 | 53.6 | 118.1 | 117.4 | 472.4 | 469.5 | 398.9 | 396.6 | 1188.1 | 1181.0 | 683.0 | 679.0 | نيسان |
| 53.5 | 53.2 | 117.1 | 116.5 | 469.0 | 466.5 | 397.0 | 394.9 | 1177.1 | 1170.8 | 682.7 | 679.9 | ايار |
| 52.1 | 51.8 | 114.0 | 113.4 | 451.2 | 449.0 | 386.7 | 384.8 | 1137.8 | 1132.1 | 686.8 | 684.8 | حزيران |
| 51.9 | 51.6 | 113.9 | 113.3 | 446.0 | 443.7 | 386.4 | 384.5 | 1138.5 | 1132.8 | 688.9 | 686.9 | تموز |
| 53.1 | 52.8 | 116.6 | 116.0 | 454.1 | 451.8 | 395.8 | 393.8 | 1162.2 | 1156.4 | 690.8 | 688.8 | آب |
| 54.5 | 54.2 | 119.6 | 119.0 | 465.3 | 463.0 | 406.8 | 404.8 | 1190.2 | 1184.3 | 689.4 | 687.4 | ايلول |
| نهاية الفترة | | | | | | | | | | | | |
| 22.5 | 22.3 | 44.9 | 44.6 | 171.1 | 170.1 | 136.6 | 135.8 | 541.4 | 538.2 | 372.5 | 370.5 | 1983 |
| 21.1 | 20.9 | 42.4 | 42.1 | 156.8 | 155.8 | 129.2 | 128.4 | 471.9 | 469.0 | 406.0 | 404.0 | 1984 |
| 22.1 | 21.8 | 48.9 | 48.5 | 178.1 | 176.7 | 150.4 | 149.2 | 531.5 | 527.3 | 369.3 | 366.2 | 1985 |
| 25.5 | 25.3 | 53.6 | 53.3 | 212.0 | 210.7 | 177.2 | 176.1 | 507.3 | 504.3 | 345.1 | 343.1 | 1986 |
| 28.1 | 27.9 | 61.5 | 61.1 | 257.0 | 255.5 | 207.8 | 206.6 | 618.1 | 614.4 | 330.0 | 328.0 | 1987 |
| 36.6 | 36.4 | 78.9 | 78.5 | 318.6 | 317.0 | 270.3 | 269.0 | 863.6 | 859.3 | 478.0 | 476.0 | 1988 |
| 51.4 | 50.9 | 112.7 | 111.6 | 422.7 | 418.5 | 385.3 | 381.5 | 1049.3 | 1038.9 | 651.0 | 645.0 | 1989 |
| 59.3 | 58.9 | 130.7 | 129.9 | 521.5 | 518.4 | 444.6 | 441.9 | 1279.3 | 1271.7 | 667.0 | 663.0 | 1990 |
| 60.0 | 59.6 | 132.4 | 131.6 | 529.7 | 526.5 | 449.5 | 446.8 | 1311.6 | 1303.8 | 669.0 | 665.0 | 1991 |
| 59.1 | 58.7 | 129.8 | 129.0 | 511.0 | 508.0 | 441.5 | 438.9 | 1288.3 | 1280.6 | 670.0 | 666.0 | كانون شباط |
| 54.1 | 53.8 | 119.0 | 118.3 | 472.7 | 469.9 | 402.6 | 400.2 | 1194.0 | 1186.9 | 684.0 | 680.0 | آذار |
| 53.0 | 52.7 | 116.1 | 115.4 | 465.4 | 462.6 | 391.7 | 389.4 | 1162.5 | 1155.6 | 685.0 | 681.0 | نيسان |
| 53.7 | 53.4 | 117.5 | 116.9 | 467.9 | 465.6 | 399.0 | 397.0 | 1179.6 | 1173.7 | 682.0 | 680.0 | ايار |
| 51.3 | 51.0 | 112.4 | 111.8 | 444.1 | 441.9 | 381.6 | 379.7 | 1118.4 | 1112.8 | 689.0 | 687.0 | حزيران |
| 52.9 | 52.6 | 116.2 | 115.6 | 452.5 | 450.2 | 395.3 | 393.3 | 1160.8 | 1155.0 | 689.0 | 687.0 | تموز |
| 53.2 | 52.9 | 116.8 | 116.2 | 453.8 | 451.5 | 396.4 | 394.4 | 1164.5 | 1158.7 | 692.0 | 690.0 | آب |
| 55.3 | 55.0 | 121.3 | 120.7 | 475.2 | 472.8 | 413.3 | 411.2 | 1203.1 | 1197.1 | 688.0 | 686.0 | ايلول |

* : السعر الرسمي
** : (لكل مائة)
*** : (لكل عشرة)

(٥٦) معدل اسعار صرف أهم العملات الاجنبية (لكل وحده) (تابع)

(56) Average Exchange Rates of Major Foreign Currencies (Per Unit) (Con.)

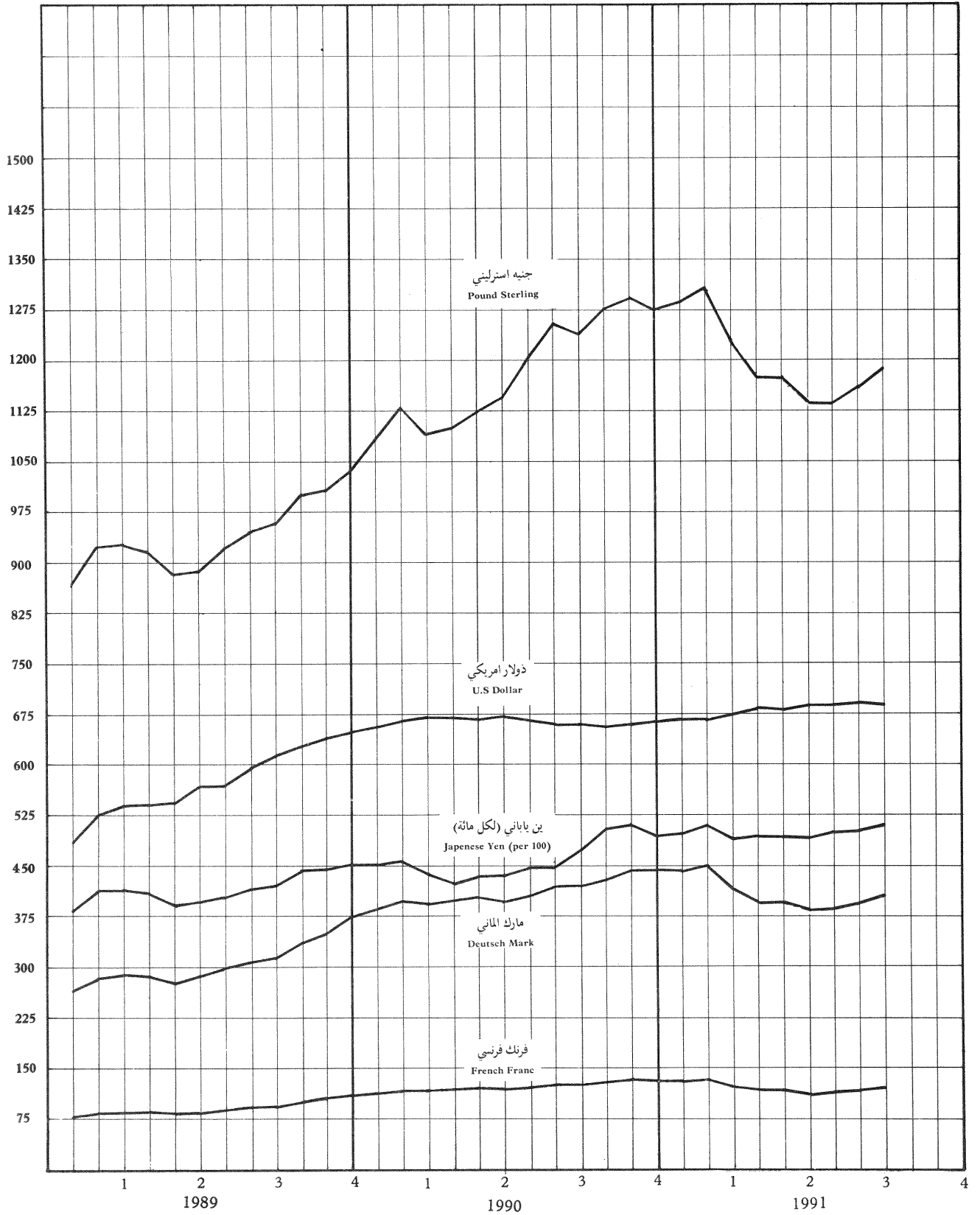
(بالفلس)
(In Fils)

| PERIOD | * ليرة سورية SYRIAN LIRA | | * دينار عراقي IRAQI DINAR | | ليرة تركي TURKISH LIRA | | دينار كويتي KUWAITI DINAR | | ريال سعودي SAUDIAN RIYAL | | ليرة لبناني LEBANESE LIRA | | ين ياباني (لكل مائة) JAPANESE YEN (PER 100) | |
|-------------------|-----------------------------|-------|------------------------------|--------|---------------------------|---------|------------------------------|--------|-----------------------------|-------|------------------------------|----------|--|-------|
| | بييع | شراء | بييع | شراء | بييع | شراء | بييع | شراء | بييع | شراء | بييع | شراء | بييع | شراء |
| AVERAGE OF PERIOD | | | | | | | | | | | | | | |
| 1983 | 91.3 | 90.8 | 1183.9 | 1176.9 | 2.5 | 2.4 | 1249.3 | 1242.0 | 105.7 | 105.1 | 82.5 | 82.0 | 153.3 | 152.4 |
| 1984 | 97.7 | 97.1 | 1253.2 | 1245.9 | 1.3 | 1.2 | 1296.6 | 1288.6 | 109.8 | 109.1 | 61.4 | 61.1 | 162.4 | 161.4 |
| 1985 | 100.3 | 99.6 | 1278.1 | 1268.9 | 0.9 | 0.8 | 1316.9 | 1307.3 | 109.5 | 108.7 | 25.3 | 25.1 | 166.9 | 165.6 |
| 1986 | 89.5 | 88.8 | 1130.2 | 1121.3 | ** 53.3 | ** 52.0 | 1209.6 | 1200.1 | 94.8 | 94.0 | 11.0 | 10.9 | 209.5 | 207.9 |
| 1987 | 86.5 | 86.0 | 1092.3 | 1085.7 | 40.0 | 39.7 | 1217.7 | 1210.7 | 90.5 | 90.0 | ** - | ** - | 235.4 | 234.0 |
| 1988 | 34.3 | 34.0 | 1212.3 | 1203.7 | 26.8 | 26.6 | 1349.4 | 1340.0 | 100.5 | 99.8 | ** 94.7 | ** 93.9 | 294.6 | 292.6 |
| 1989 | 51.5 | 51.0 | 1857.6 | 1840.1 | 27.2 | 26.9 | 1960.8 | 1942.2 | 153.9 | 152.5 | 117.0 | 115.9 | 418.0 | 414.0 |
| 1990 | 59.3 | 58.9 | 2142.1 | 2128.0 | 25.6 | 25.5 | 1337.0 | 1327.7 | 177.6 | 176.4 | 99.6 | 98.9 | 462.1 | 459.1 |
| JAN. 1991 | 59.6 | 59.2 | 2152.0 | 2139.0 | 22.4 | 22.3 | - | - | 178.4 | 177.3 | 70.0 | 69.6 | 499.9 | 497.0 |
| FEB. | 59.6 | 59.2 | 2150.0 | 2137.0 | 21.3 | 21.2 | - | - | 178.2 | 177.1 | 61.6 | 61.2 | 512.0 | 508.9 |
| MAR. | 60.3 | 59.9 | 2177.4 | 2164.4 | 19.3 | 19.2 | - | - | 180.5 | 179.4 | 69.0 | 68.6 | 492.8 | 489.9 |
| APR. | 60.9 | 60.5 | 2197.5 | 2184.5 | 18.0 | 17.9 | - | - | 182.1 | 181.0 | 72.5 | 72.1 | 496.3 | 493.3 |
| MAY | 60.9 | 60.5 | 2197.5 | 2185.8 | 17.2 | 17.1 | - | - | 182.1 | 181.2 | 74.0 | 73.6 | 494.1 | 491.5 |
| JUNE | 61.3 | 61.0 | 2212.0 | 2201.0 | 16.3 | 16.2 | - | - | 183.3 | 182.4 | 75.6 | 75.2 | 492.1 | 489.7 |
| JULY | 61.4 | 61.1 | 2218.7 | 2207.7 | 15.8 | 15.7 | - | - | 183.9 | 183.0 | 76.8 | 76.4 | 500.8 | 498.3 |
| AUG. | 61.6 | 61.3 | 2224.7 | 2213.7 | 15.3 | 15.2 | - | - | 184.4 | 183.5 | 77.5 | 77.1 | 505.1 | 502.6 |
| SEP. | 61.5 | 61.2 | 2220.2 | 2209.2 | 14.9 | 14.8 | 2386.7 | 2374.7 | 184.0 | 183.1 | 77.3 | 76.9 | 513.0 | 510.6 |
| END OF PERIOD | | | | | | | | | | | | | | |
| 1983 | 94.8 | 94.2 | 1221.0 | 1214.0 | 2.0 | 1.9 | 1283.0 | 1275.0 | 108.2 | 107.6 | 70.0 | 69.6 | 160.7 | 159.7 |
| 1984 | 102.6 | 102.0 | 1323.0 | 1315.0 | 1.0 | 0.9 | 1336.0 | 1328.0 | 114.3 | 113.6 | 54.2 | 53.9 | 161.4 | 160.5 |
| 1985 | 93.4 | 92.7 | 1184.0 | 1175.0 | 0.7 | 0.6 | 1275.0 | 1265.0 | 101.1 | 100.3 | 20.4 | 20.2 | 184.1 | 182.6 |
| 1986 | 87.9 | 87.4 | 1111.0 | 1104.0 | ** 45.6 | ** 45.3 | 1178.0 | 1171.0 | 92.0 | 91.5 | *** 39.2 | *** 39.0 | 215.6 | 214.3 |
| 1987 | 84.1 | 83.6 | 1062.0 | 1056.0 | 32.3 | 32.1 | 1220.0 | 1213.0 | 88.0 | 87.5 | ** - | ** - | 270.3 | 268.7 |
| 1988 | 42.6 | 42.4 | 1539.0 | 1531.0 | 26.3 | 26.2 | 1693.0 | 1685.0 | 127.5 | 126.9 | ** 90.2 | ** 89.8 | 382.8 | 380.9 |
| 1989 | 58.0 | 57.4 | 2095.0 | 2074.0 | 28.2 | 27.9 | 2230.0 | 2208.0 | 173.6 | 171.9 | 129.0 | 127.7 | 453.7 | 449.2 |
| 1990 | 59.5 | 59.1 | 2146.0 | 2133.0 | 22.8 | 22.7 | - | - | 177.9 | 176.8 | 79.2 | 78.7 | 493.8 | 490.9 |
| JAN. 1991 | 59.6 | 59.2 | 2152.0 | 2139.0 | 22.0 | 21.9 | - | - | 178.4 | 177.3 | 61.1 | 60.7 | 509.7 | 506.7 |
| FEB. | 59.7 | 59.3 | 2155.0 | 2142.0 | 20.1 | 20.0 | - | - | 178.7 | 177.6 | 62.2 | 61.8 | 507.8 | 504.8 |
| MAR. | 61.0 | 60.6 | 2201.0 | 2188.0 | 18.5 | 18.4 | - | - | 182.4 | 181.3 | 72.9 | 72.5 | 486.1 | 483.2 |
| APR. | 61.1 | 60.7 | 2204.0 | 2191.0 | 17.3 | 17.2 | - | - | 182.7 | 181.6 | 73.3 | 72.9 | 499.6 | 496.6 |
| MAY | 60.8 | 60.5 | 2196.0 | 2185.0 | 17.0 | 16.9 | - | - | 182.0 | 181.1 | 74.6 | 74.2 | 495.9 | 493.4 |
| JUNE | 61.4 | 61.1 | 2219.0 | 2208.0 | 15.9 | 15.8 | - | - | 183.9 | 183.0 | 76.3 | 75.9 | 501.8 | 499.3 |
| JULY | 61.4 | 61.1 | 2219.0 | 2208.0 | 15.7 | 15.6 | - | - | 183.9 | 183.0 | 77.2 | 76.8 | 500.8 | 498.3 |
| AUG. | 61.7 | 61.4 | 2228.0 | 2217.0 | 15.1 | 15.0 | - | - | 184.7 | 183.8 | 77.6 | 77.2 | 506.2 | 503.7 |
| SEP. | 61.4 | 61.1 | 2216.0 | 2205.0 | 14.6 | 14.5 | 2391.0 | 2379.0 | 183.6 | 182.7 | 77.2 | 76.8 | 518.4 | 515.8 |

* : OFFICIAL RATES.
** : (PER 100).
*** : (PER 10).

(١٠) معدل اسعار صرف أهم العملات الاجنبية

(10) Average Exchange Rates of Major Foreign Currencies



(٥٧) الرقم القياسي لاسعار الاسهم المتداولة

(57) Traded Shares Price Index
(1985 = 100)

| الرقم القياسي العام | شركات الخدمات | شركات الطاقة الكهربائية | شركات الصناعة والتعدين | شركات التأمين | البنوك والشركات المالية | الفترة |
|---------------------|-------------------|-------------------------|------------------------------------|---------------------|----------------------------------|----------------------|
| GENERAL INDEX | SERVICE COMPANIES | ELECTRICITY COMPANIES | MANUFACTURING AND MINING COMPANIES | INSURANCE COMPANIES | BANKS AND FINANCIAL INSTITUTIONS | PERIOD |
| 142.0 | 220.3 | 132.5 | 182.4 | 104.0 | 143.0 | 1980 |
| 157.2 | 210.6 | 137.9 | 201.5 | 176.4 | 169.2 | 1981 |
| 207.7 | 319.6 | 141.2 | 205.8 | 259.7 | 254.1 | 1982 |
| 156.7 | 183.4 | 108.2 | 142.6 | 155.0 | 164.9 | 1983 |
| 107.3 | 121.3 | 99.9 | 115.6 | 68.9 | 119.3 | 1984 |
| 100.0 | 100.0 | 100.0 | 100.0 | 100.0 | 100.0 | 1985 |
| 97.4 | 83.3 | 100.4 | 101.8 | 106.1 | 94.8 | 1986 |
| 139.4 | 78.8 | 100.3 | 160.2 | 143.4 | 96.8 | 1987 |
| 120.5 | 72.1 | 108.0 | 133.8 | 115.3 | 110.1 | 1988 |
| 203.4 | 237.4 | 102.0 | 219.9 | 100.1 | 140.6 | 1989 |
| 251.9 | 274.6 | 74.4 | 317.6 | 92.2 | 162.1 | 1990 |
| 235.8 | 315.5 | 95.0 | 258.0 | 81.4 | 140.9 | SEP. 1989 ايلول |
| 240.1 | 283.2 | 93.2 | 244.3 | 97.6 | 176.5 | OCT. تشرين اول |
| 249.4 | 342.6 | 90.5 | 253.4 | 95.3 | 182.5 | NOV. تشرين ثاني |
| 226.3 | 293.3 | 94.7 | 286.2 | 111.1 | 144.5 | DEC. كانون اول |
| 244.2 | 249.9 | 97.0 | 302.6 | 79.4 | 183.1 | JAN. 1990 كانون ثاني |
| 244.2 | 220.3 | 92.5 | 289.4 | 95.6 | 201.5 | FEB. شباط |
| 276.5 | 247.7 | 91.2 | 341.1 | 92.6 | 144.4 | MAR. آذار |
| 239.9 | 277.5 | 85.4 | 288.4 | 105.3 | 162.7 | APR. نيسان |
| 284.5 | 334.8 | 78.8 | 325.9 | 91.8 | 166.1 | MAY ايار |
| 282.7 | 335.1 | 73.3 | 331.6 | 107.0 | 166.4 | JUNE حزيران |
| 321.9 | 363.5 | 75.0 | 377.5 | 85.4 | 196.0 | JULY تموز |
| 215.6 | 301.6 | 67.4 | 254.6 | 98.8 | 116.2 | AUG. آب |
| 190.2 | 240.8 | 69.0 | 249.7 | 82.0 | 129.9 | SEP. ايلول |
| 190.8 | 221.0 | 67.4 | 259.1 | 100.7 | 119.3 | OCT. تشرين اول |
| 204.0 | 242.7 | 63.9 | 261.1 | 90.4 | 111.3 | NOV. تشرين ثاني |
| 174.0 | 242.3 | 58.4 | 242.5 | 93.3 | 107.3 | DEC. كانون اول |
| 228.7 | 287.1 | 56.7 | 272.9 | 116.4 | 108.9 | JAN. 1991 كانون ثاني |
| 198.5 | 164.6 | 58.4 | 257.2 | 60.5 | 108.4 | FEB. شباط |
| 261.2 | 341.7 | 66.6 | 337.4 | 73.0 | 137.5 | MAR. آذار |
| 287.6 | 336.7 | 65.6 | 364.1 | 73.6 | 165.0 | APR. نيسان |
| 240.1 | 298.2 | 67.4 | 297.4 | 131.6 | 156.8 | MAY ايار |
| 261.8 | 407.7 | 69.6 | 288.0 | 108.1 | 182.6 | JUNE حزيران |
| 274.2 | 362.7 | 69.1 | 334.4 | 98.9 | 173.9 | JULY تموز |
| 274.0 | 394.4 | 69.9 | 320.0 | 151.5 | 157.4 | AUG. آب |
| 247.2 | 264.2 | 70.1 | 329.5 | 104.5 | 119.6 | SEP. ايلول |

NOTE : 1- THE INDEX WEIGHTED BY THE NO. OF TRADED SHARES ADJUSTED TO 1 JD FOR EACH.
2- DATA FOR YEARS BEFORE 1985 HAVE BEEN DERIVED BY LINKING THE OLD INDEX (1978 = 100) TO THE NEW ONE.

ملحظة : ١- الرقم القياسي مرجح بعدد الاسهم المتداولة والمعدلة بقيمة دينار لكل سهم .
٢- ارقام السنوات قبل عام ١٩٨٥ تم اشتقاقها من ربط الرقم القياسي القديم (١٩٧٨ = ١٠٠) بالرقم القياسي الجديد .

(٥٨) الرقم القياسي لاسعار الاسهم

(58) Share Price Index
(1985 = 100)

| نسبة التغير | الرقم القياسي العام | شركات الخدمات | شركات الطاقة الكهربائية | شركات الصناعة والتعدين | شركات التأمين | البنوك والشركات المالية | الفترة |
|-------------|---------------------|-------------------|-------------------------|------------------------------------|---------------------|----------------------------------|----------------------|
| % CHANGE | GENERAL INDEX | SERVICE COMPANIES | ELECTRICITY COMPANIES | MANUFACTURING AND MINING COMPANIES | INSURANCE COMPANIES | BANKS AND FINANCIAL INSTITUTIONS | PERIOD |
| 26.6 | 117.5 | 196.4 | 129.9 | 144.4 | 142.1 | 96.9 | 1980 |
| 23.6 | 145.2 | 228.5 | 139.4 | 163.7 | 231.2 | 125.8 | 1981 |
| 12.7 | 163.6 | 319.3 | 143.7 | 164.1 | 293.3 | 147.3 | 1982 |
| -19.1 | 132.3 | 222.8 | 110.2 | 124.6 | 188.3 | 133.9 | 1983 |
| -20.4 | 105.3 | 134.3 | 101.0 | 106.1 | 115.3 | 102.7 | 1984 |
| -5.0 | 100.0 | 100.0 | 100.0 | 100.0 | 100.0 | 100.0 | 1985 |
| -5.2 | 94.8 | 86.6 | 103.1 | 94.7 | 109.4 | 93.6 | 1986 |
| 5.9 | 100.4 | 87.9 | 102.3 | 106.2 | 125.5 | 94.1 | 1987 |
| 9.0 | 109.4 | 92.9 | 108.2 | 119.2 | 141.1 | 98.9 | 1988 |
| 22.2 | 133.7 | 134.5 | 99.9 | 159.1 | 124.7 | 112.2 | 1989 |
| 16.4 | 155.6 | 211.5 | 76.6 | 186.1 | 116.5 | 133.5 | 1990 |
| 0.5 | 136.9 | 133.6 | 93.8 | 159.3 | 123.1 | 118.6 | SEP. 1989 |
| 4.6 | 143.2 | 197.6 | 92.3 | 163.8 | 124.8 | 122.7 | OCT. تشرين اول |
| 6.9 | 153.1 | 229.9 | 88.3 | 172.2 | 123.0 | 133.6 | NOV. تشرين ثاني |
| 4.2 | 159.6 | 232.8 | 90.4 | 183.8 | 125.6 | 134.9 | DEC. كانون اول |
| 6.1 | 169.4 | 215.0 | 94.3 | 196.5 | 121.7 | 146.6 | JAN. 1990 كانون ثاني |
| -3.0 | 164.3 | 216.3 | 92.2 | 187.8 | 119.7 | 145.4 | FEB. شباط |
| 0.4 | 165.0 | 208.2 | 91.1 | 195.1 | 119.1 | 139.6 | MAR. آذار |
| 2.5 | 169.1 | 238.8 | 85.2 | 195.2 | 121.5 | 137.0 | APR. نيسان |
| -1.2 | 167.1 | 227.5 | 80.3 | 199.7 | 121.1 | 138.3 | MAY ايار |
| -0.9 | 165.6 | 230.4 | 76.2 | 199.1 | 122.9 | 137.7 | JUNE حزيران |
| -4.1 | 158.8 | 211.9 | 76.3 | 188.1 | 120.5 | 137.7 | JULY تموز |
| -14.4 | 135.9 | 167.6 | 70.7 | 159.5 | 113.9 | 118.4 | AUG. آب |
| 0.0 | 135.9 | 166.3 | 70.4 | 157.8 | 110.3 | 121.2 | SEP. ايلول |
| -3.9 | 130.6 | 153.9 | 69.6 | 153.7 | 102.4 | 115.5 | OCT. تشرين اول |
| -0.6 | 129.8 | 158.2 | 66.9 | 154.5 | 106.3 | 112.4 | NOV. تشرين ثاني |
| 1.2 | 131.3 | 204.5 | 58.4 | 156.6 | 107.4 | 110.0 | DEC. كانون اول |
| 1.7 | 133.5 | 199.5 | 56.7 | 160.9 | 102.3 | 110.2 | JAN. 1991 كانون ثاني |
| -3.0 | 129.5 | 145.8 | 58.4 | 156.6 | 103.7 | 109.1 | FEB. شباط |
| 16.3 | 150.6 | 190.8 | 68.1 | 185.2 | 112.5 | 125.4 | MAR. آذار |
| -3.0 | 146.1 | 204.1 | 66.7 | 188.2 | 116.5 | 109.3 | APR. نيسان |
| 1.8 | 148.7 | 204.3 | 68.1 | 192.4 | 117.4 | 111.1 | MAY ايار |
| -0.6 | 147.8 | 201.6 | 69.8 | 190.2 | 117.6 | 111.8 | JUNE حزيران |
| -1.4 | 145.7 | 189.7 | 69.4 | 187.2 | 124.1 | 110.6 | JULY تموز |
| -2.7 | 141.8 | 183.8 | 69.2 | 182.1 | 122.2 | 107.4 | AUG. آب |
| 2.0 | 144.7 | 188.5 | 69.3 | 186.5 | 124.3 | 109.0 | SEP. ايلول |

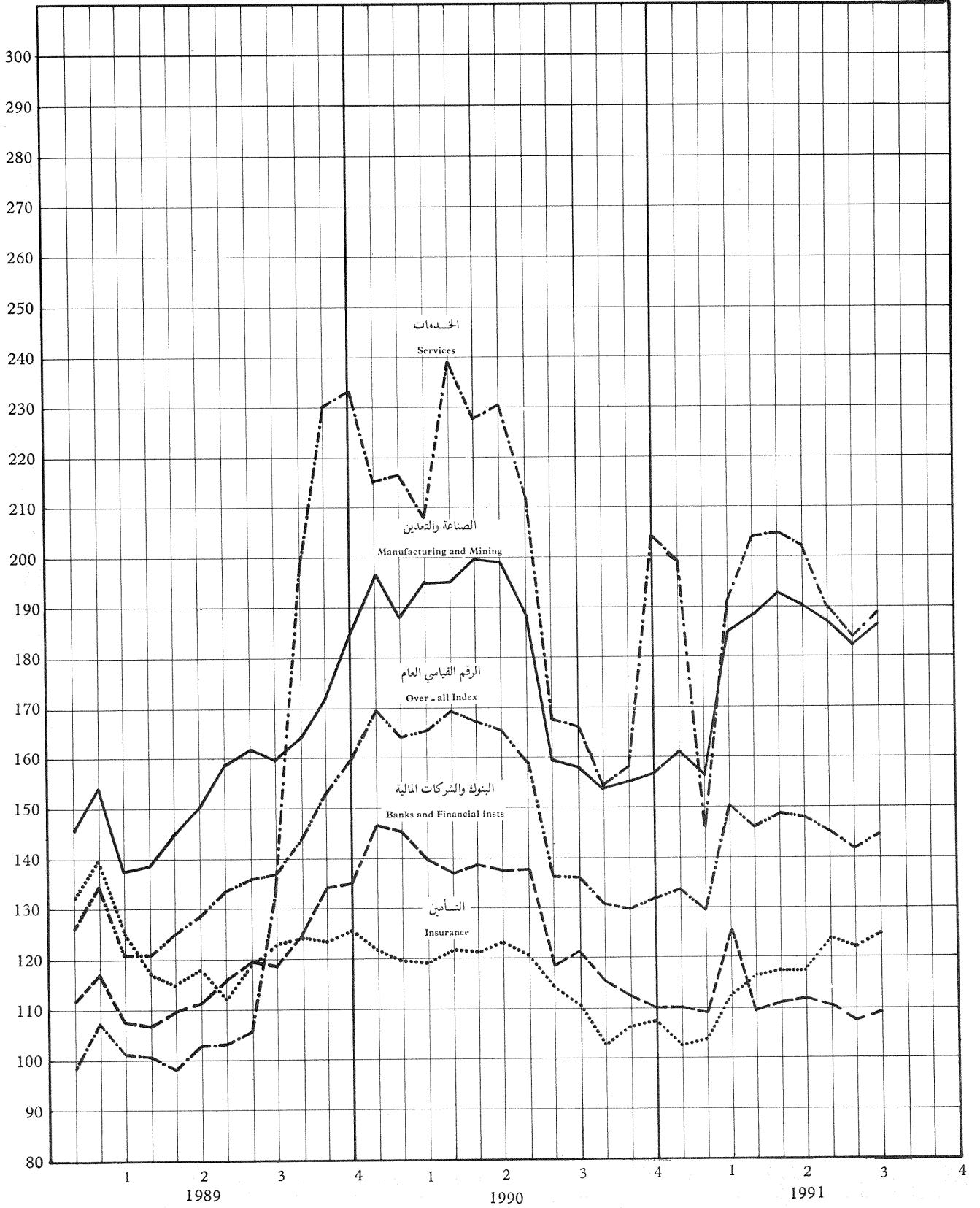
NOTE : 1- THE INDEX WEIGHTED BY SUBSCRIBED CAPITAL.
2- DATA FOR YEARS BEFORE 1985 HAVE BEEN DERIVED BY LINKING THE OLD INDEX (1978=100) TO THE NEW ONE.

ملحظة : ١- الرقم القياسي مرجح براس المال المكتتب به .
٢- ارقام السنوات قبل عام ١٩٨٥ تم اشتقاقها من ربط الرقم القياسي القديم (١٩٧٨ = ١٠٠) بالرقم القياسي الجديد .

(١١) الرقم القياسي لاسعار الاسهم

(11) Share Price Index

(1985 = 100)



(٥٩) الاسهم المتداولة في سوق عمان المالي

(59) Traded Shares in Amman Financial Market

| INSURANCE COMPANIES | | شركات التأمين | BANKS AND FINANCIAL INSTITUTIONS | | | | | البنوك والشركات المالية | | المجموع العام | الفترة |
|----------------------------------|---------------------------|---------------|----------------------------------|-----------------------|--------------|-----------------------|------------------------|-------------------------|-------------|---|--------|
| مجموع القطاع | الاردنية الفرنسية للتأمين | مجموع القطاع | البنك العربي المحدود | البنك اللاهلي الاردني | بنك الاسكان | البنك الاردني الكويتي | البنك الاسلامي الاردني | مجموع القطاع | | | |
| SECTOR TOTAL | JORDAN FRENCH INSURANCE | SECTOR TOTAL | ARAB BANK LIMITED | JORDAN NATIONAL BANK | HOUSING BANK | JORDAN KUWAIT BANK | JORDAN ISLAMIC BANK | SECTOR TOTAL | GRAND TOTAL | | |
| 286985 | 2200 | 24228 | 22000 | 9127 | 12000 | 5000 | 7200 | 133577 | 507471 | ** رأس المال المكتسبة (بالدولدينار) | |
| حجم التداول بالدولدينار | | | | | | | | | | | |
| 17216.1 | 1.2 | 931.0 | 1470.8 | 404.5 | 491.2 | 1476.2 | 4059.1 | 17339.2 | 41431.1 | ١٩٨٠ | |
| 32065.5 | 1589.9 | 6619.2 | 3771.3 | 692.1 | 1668.6 | 2126.1 | 3886.4 | 28903.5 | 75417.0 | ١٩٨١ | |
| 39832.2 | 2891.0 | 8813.5 | 7823.6 | 2446.5 | 2698.8 | 4330.9 | 6401.7 | 49085.7 | 112252.6 | ١٩٨٢ | |
| 20892.9 | 966.4 | 5135.1 | 7509.9 | 7394.6 | 1320.0 | 3833.9 | 7261.5 | 86941.4 | 119607.9 | ١٩٨٣ | |
| 14645.8 | 327.7 | 2582.1 | 9287.3 | 3551.1 | 719.8 | 981.6 | 6693.4 | 33039.3 | 53092.3 | ١٩٨٤ | |
| 11846.1 | 990.4 | 2574.1 | 23135.1 | 5957.3 | 840.5 | 1223.9 | 825.6 | 47092.0 | 64324.0 | ١٩٨٥ | |
| 18339.9 | 1427.2 | 4212.3 | 12163.5 | 4892.9 | 1354.3 | 940.3 | 348.1 | 39155.7 | 64767.4 | ١٩٨٦ | |
| 91556.7 | 3714.5 | 7404.6 | 6174.1 | 2164.2 | 404.9 | 757.9 | 259.5 | 40281.7 | 142559.2 | ١٩٨٧ | |
| 76373.8 | 1296.5 | 3098.9 | 12231.9 | 1417.4 | 749.2 | 789.0 | 284.1 | 40667.6 | 126968.0 | ١٩٨٨ | |
| 240333.8 | 3206.8 | 7841.8 | 46461.7 | 2811.6 | 1802.1 | 585.2 | 391.3 | 85464.1 | 365240.4 | ١٩٨٩ | |
| 158019.2 | 3369.6 | 6422.9 | 38327.2 | 1235.0 | 778.7 | 2420.3 | 1041.1 | 71177.1 | 266402.7 | ١٩٩٠ | |
| 21438.9 | 215.9 | 351.6 | 2588.7 | 62.5 | 27.5 | 442.0 | 19.7 | 6659.1 | 33867.1 | ١٩٩١ نيسان | |
| 24683.7 | 239.7 | 1168.5 | 2141.6 | 267.8 | 140.9 | 391.6 | 69.7 | 10236.3 | 43363.5 | ايار | |
| 16178.0 | 71.0 | 329.9 | 1737.9 | 132.1 | 261.9 | 92.7 | 60.3 | 5423.3 | 24780.2 | حزيران | |
| 13637.6 | 98.9 | 483.3 | 2647.1 | 113.8 | 18.0 | 166.6 | 34.9 | 5458.3 | 22298.2 | تموز | |
| 7497.7 | 48.8 | 253.3 | 1002.5 | 181.1 | 156.4 | 114.7 | 28.4 | 3967.4 | 13752.6 | آب | |
| 7777.4 | 27.9 | 340.3 | 1581.5 | 79.0 | 22.5 | 365.6 | 45.9 | 3082.1 | 13474.1 | ايلول | |
| عدد الاسهم المتداولة بالدولدينار | | | | | | | | | | | |
| 5099.5 | 0.1 | 271.0 | 12.8 | 25.0 | 240.3 | 640.6 | 2756.7 | 7623.7 | 17397.9 | ١٩٨٠ | |
| 13903.1 | * 305.2 | 872.1 | 22.9 | 34.0 | 723.5 | 848.1 | 2731.8 | 9830.9 | 29231.1 | ١٩٨١ | |
| 14704.4 | 464.4 | 1829.6 | 61.0 | 99.9 | 874.6 | 1095.8 | 2516.6 | 10971.0 | 34600.4 | ١٩٨٢ | |
| 13306.0 | 197.5 | 1428.0 | 69.1 | * 4188.9 | 499.3 | 955.1 | 2310.0 | 16410.7 | 36317.4 | ١٩٨٣ | |
| 12384.7 | 145.7 | 1949.3 | 86.0 | 1216.7 | 363.4 | 324.0 | 2015.1 | 10728.6 | 28253.8 | ١٩٨٤ | |
| 9934.8 | 349.6 | 1379.5 | 149.9 | 2136.9 | 522.0 | 468.9 | 308.3 | 15716.3 | 31249.9 | ١٩٨٥ | |
| 15993.0 | 512.1 | 1925.6 | 87.1 | 1879.5 | 856.3 | 456.1 | 156.4 | 17009.1 | 39934.0 | ١٩٨٦ | |
| 59293.0 | 714.9 | 2941.1 | 49.8 | 847.6 | 242.5 | 452.8 | 130.8 | 18411.2 | 85767.9 | ١٩٨٧ | |
| 64753.1 | 245.2 | 2069.2 | 95.3 | 547.0 | 412.7 | 522.7 | 161.7 | 21807.4 | 104061.0 | ١٩٨٨ | |
| 129717.3 | 1468.2 | 3985.6 | 254.0 | 1110.0 | 919.8 | 408.0 | 176.9 | 28137.0 | 192585.0 | ١٩٨٩ | |
| 70967.8 | 1691.1 | 3529.1 | 151.9 | 508.0 | 322.1 | 1416.1 | 299.1 | 23530.2 | 134382.6 | ١٩٩٠ | |
| 10326.8 | 123.2 | 192.7 | 19.5 | 28.6 | 12.8 | 310.2 | 6.5 | 3333.1 | 20066.4 | ١٩٩١ نيسان | |
| 14761.7 | 127.5 | 630.3 | 16.0 | 117.1 | 65.2 | 282.4 | 23.8 | 6003.6 | 29526.3 | ايار | |
| 7176.6 | 37.2 | 171.8 | 13.4 | 57.1 | 111.1 | 76.4 | 20.7 | 2901.8 | 12903.4 | حزيران | |
| 5484.4 | 53.0 | 238.9 | 20.7 | 47.7 | 8.0 | 140.9 | 12.6 | 2099.7 | 10604.5 | تموز | |
| 3582.9 | 26.7 | 142.1 | 8.4 | 71.3 | 71.5 | 99.0 | 10.3 | 1772.2 | 7715.2 | آب | |
| 4032.5 | 15.3 | 164.9 | 13.3 | 31.8 | 10.4 | 307.2 | 16.3 | 1198.3 | 8312.5 | ايلول | |

* جزئت القيمة الاسمية للسهم الى دينار واحد.
 ** كما هو في ١٩٩٠/١٢/٣١.
 *** تحولت من المؤسسة المالية العربية (الاردن) الى بنك الاتحاد للدخار والاستثمار اعتباراً من ١٩٩١/٧/١

(٥٩) الاسهم المتداولة في سوق عمان المالي (تابع)

(59) Traded Shares in Amman Financial Market (Con.)

| PERIOD | SERVICES COMPANIES شركات الخدمات | | | MANUFACTURING AND MINING COMPANIES شركات الصناعة والتعدين | | | | | |
|--|--|--|------------------------------|--|---|---|--|---|---|
| | الخطوط البحرية الوطنية JORDAN NATIONAL SHIPPING LINES | شركة الكهرباء الاردنية JORDAN ELECTRICITY COMPANY | مجموع القطاع SECTOR TOTAL | مصفاة البترول الاردنية JORDAN PETROLEUM REFINERY | مصانع الاسمنت الاردنية THE JORDAN CEMENT FACTORIES | العربية الدوائية THE ARAB PHARMACEUTICAL MANUFACTURING | الوطنية الصلب NATIONAL STEEL INDUSTRY | الصناعية التجارية الزراعية (الانتاج) INDUSTRIAL COMMERCIAL AGRICULTURAL (PRODUCTION) | العربية لصناعة الالمنيوم ARAB ALUMINIUM INDUSTRY |
| ** SUBSCRIBED CAPITAL (IN THOUSAND OF JD) | 6935 | 9000 | 62681 | 32000 | 50000 | 5000 | 4000 | 3466 | 4000 |
| VALUE OF TRADED SHARES IN THOUSAND OF JD | | | | | | | | | |
| 1980 | 1.1 | 1847.7 | 5944.8 | 4074.1 | 1241.3 | 702.4 | 2688.0 | 3084.5 | 798.3 |
| 1981 | 287.0 | 2274.1 | 7828.8 | 3346.3 | 1626.9 | 1127.8 | 3624.3 | 4425.9 | 3480.6 |
| 1982 | 2856.3 | 2091.8 | 14521.2 | 4070.1 | 3725.2 | 1556.5 | 5612.9 | 2869.2 | 2276.4 |
| 1983 | 427.7 | 940.3 | 6638.5 | 2524.2 | 1347.1 | 1223.9 | 1660.8 | 901.7 | 526.1 |
| 1984 | 280.3 | 991.9 | 2825.1 | 1451.0 | 964.2 | 999.9 | 715.4 | 494.4 | 1313.8 |
| 1985 | 187.2 | 823.9 | 2811.8 | 1739.4 | - | 980.6 | 335.4 | 461.7 | 1592.2 |
| 1986 | 555.0 | 730.3 | 3059.5 | 1771.2 | - | 1266.2 | 1833.9 | 527.0 | 3354.0 |
| 1987 | 190.1 | 609.9 | 3316.2 | 2110.6 | 5413.0 | 1254.2 | 10967.0 | 428.0 | 15790.0 |
| 1988 | 374.4 | 883.7 | 6827.7 | 2307.5 | 5468.0 | 1690.2 | 7007.2 | 1211.4 | 7988.6 |
| 1989 | 8102.2 | 1044.2 | 31600.7 | 3319.7 | 5034.0 | 10068.8 | 4612.7 | 7584.4 | 11055.6 |
| 1990 | 1755.2 | 965.0 | 30783.5 | 2373.1 | 6648.4 | 6571.3 | 949.9 | 4115.1 | 6767.1 |
| APR. 1991 | 73.5 | 53.4 | 5417.5 | 111.2 | 534.6 | 312.8 | 749.7 | 886.1 | 1781.9 |
| MAY | 69.0 | 156.0 | 7275.0 | 322.1 | 1320.4 | 605.5 | 666.4 | 1220.2 | 1109.8 |
| JUNE | 39.3 | 85.1 | 2849.0 | 175.2 | 500.3 | 648.7 | 601.2 | 1250.7 | 742.6 |
| JULY | 8.1 | 103.3 | 2719.0 | 255.4 | 322.7 | 358.8 | 362.0 | 647.5 | 1434.9 |
| AUG. | 31.1 | 66.1 | 2034.2 | 282.2 | 421.7 | 277.5 | 324.0 | 341.6 | 891.7 |
| SEP. | 10.2 | 49.2 | 2274.3 | 145.5 | 374.0 | 229.4 | 228.6 | 248.2 | 897.8 |
| NUMBER OF TRADED SHARES IN THOUSAND SHARES | | | | | | | | | |
| 1980 | 0.2 | 923.5 | 4403.7 | 410.0 | 56.7 | 26.1 | 1343.5 | 926.7 | 552.4 |
| 1981 | 432.4 | 1091.0 | 4625.0 | 388.1 | 84.0 | 39.8 | 1274.7 | 1065.7 | 2451.9 |
| 1982 | 991.8 | 978.3 | 7095.4 | 464.3 | 1674.0 | 279.6 | 1376.8 | 547.1 | 1988.9 |
| 1983 | 190.7 | 575.4 | 5172.7 | 304.1 | 693.8 | 311.1 | 573.4 | 216.8 | 750.1 |
| 1984 | 239.0 | 651.6 | 3191.2 | 199.4 | 561.5 | 300.9 | 471.1 | 136.7 | 2217.0 |
| 1985 | 210.8 | 545.7 | 4219.3 | 252.4 | - | 308.0 | 280.2 | 170.7 | 2263.0 |
| 1986 | 808.9 | 482.6 | 5006.3 | 257.5 | - | 471.9 | 1186.0 | 310.3 | 3481.9 |
| 1987 | 213.6 | 401.7 | 5122.6 | 292.0 | 5253.5 | 599.9 | 4606.0 | 295.2 | 9225.2 |
| 1988 | 409.4 | 540.2 | 15431.3 | 303.0 | 4426.3 | 777.8 | 2511.6 | 943.3 | 4326.1 |
| 1989 | 4337.2 | 674.8 | 30745.1 | 410.7 | 4544.9 | 2566.7 | 1615.0 | 3529.4 | 4730.4 |
| 1990 | 665.9 | 857.4 | 36355.5 | 305.6 | 5834.9 | 1380.0 | 393.8 | 1600.2 | 2270.5 |
| APR. 1991 | 27.8 | 53.7 | 6213.8 | 13.5 | 462.2 | 68.3 | 265.3 | 256.2 | 474.4 |
| MAY | 27.6 | 152.7 | 8130.7 | 37.4 | 1166.9 | 129.2 | 231.0 | 317.6 | 297.7 |
| JUNE | 16.0 | 80.7 | 2653.2 | 22.1 | 452.6 | 139.4 | 201.3 | 285.3 | 195.3 |
| JULY | 3.6 | 98.6 | 2781.5 | 31.6 | 296.9 | 76.5 | 120.0 | 143.5 | 374.1 |
| AUG. | 14.2 | 62.4 | 2218.0 | 33.9 | 396.3 | 60.8 | 112.5 | 79.9 | 236.6 |
| SEP. | 4.4 | 46.3 | 2916.8 | 17.4 | 356.2 | 51.6 | 79.4 | 58.7 | 232.1 |

* NOMINAL SHARE VALUE WAS DIVIDED TO 1 JD FOR EACH.
** AS OF DECEMBER 31, 1990.

INDEX

page number

PRODUCTION

| | | |
|----|--|-------|
| 46 | Gross National Product At Current Prices. | 77 |
| 47 | Gross Domestic Product At Constant Prices. | 78 |
| 48 | Sources and Uses of Gross Domestic Product. | 79 |
| 49 | Industrial Production of Principal Industries. | 80-81 |
| 50 | Industrial Production Index. | 82-83 |
| 51 | Construction Activity. | 84-85 |
| 52 | Agricultural Production. | 86 |

PRICES

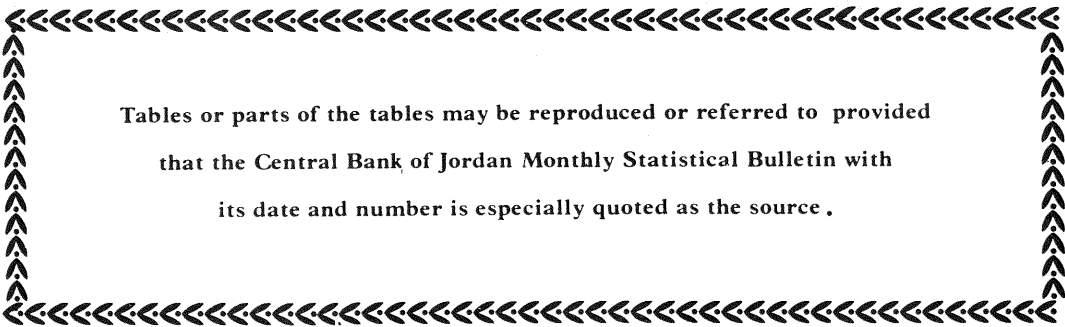
| | | |
|----|--|---------|
| 53 | Cost of Living Index. | 88-89 |
| 54 | Wholesale Prices of Principal Commodities in Amman. | 90-91 |
| 55 | Amman Wholesale Price Index. | 92-93 |
| 56 | Average Exchange Rates of Major Foreign Currencies (Per Unit). | 94-95 |
| 57 | Traded Shares Price Index. | 97 |
| 58 | Share Price Index. | 98 |
| 59 | Traded Shares in Amman Financial Market. | 100-101 |

Graphic Charts

| | | |
|----|---|----|
| 1 | Gold and Foreign Exchange Reserves. | 18 |
| 2 | Money Supply. | 21 |
| 3 | Outstanding Licenced Banks Credit. | 28 |
| 4 | Licenced Banks Deposits with C.B.J. | 33 |
| 5 | Total Deposits with Licenced Banks. | 36 |
| 6 | Banks' Clearing. | 41 |
| 7 | Internal Public Debt. | 52 |
| 8 | Trade Balance. | 57 |
| 9 | Cost of Living Index. | 87 |
| 10 | Average Exchange Rates of Major Foreign Currencies. | 96 |
| 11 | Share Price Index. | 99 |

INDEX

| | | page number |
|----|---|-------------|
| 1 | Major Economic Indicators. | 4-5 |
| | MONEY AND BANKING | |
| 2 | Assets and Liabilities of the Central Bank of Jordan. | 6-9 |
| 3 | Consolidated Balance Sheet of the Licenced Banks. | 10-13 |
| 4 | Consolidated Balance Sheet of the Specialized Credit Institutions. | 14 |
| 5 | Consolidated Balance Sheet of other Financial Corporations. | 15 |
| 6 | Consolidated Balance Sheet of the Financial System. | 16 |
| 7 | Gold and Foreign Exchange Reserves. | 17 |
| 8 | Currency Issued by Denomination. | 19 |
| 9 | Money Supply. | 20 |
| 10 | Factors Affecting Money Supply. | 22 |
| 11 | Monetary Survey of the Banking System. | 23 |
| 12 | Reserve Money. | 24 |
| 13 | Factors Affecting Reserve Money. | 25 |
| 14 | Factors Affecting Currency with the public. | 26 |
| 15 | Sectorial Distribution of Outstanding Licenced Banks Credit. | 27 |
| 16 | Total Credit by Credit Institutions. | 29 |
| 17 | Loans Movement of Specialized Credit Institutions. | 30 |
| 18 | Term Structure of Lending Rates. | 31 |
| 19 | Licenced Banks Deposits with Central Bank of Jordan. | 32 |
| 20 | Total Deposits with Licenced Banks. | 34-35 |
| 21 | Deposits with Licenced Banks in Foreign Currencies. | 37 |
| 22 | Term Structure of Deposit Rates. | 38 |
| 23 | Syndicated Loans and Corporate Bonds. | 39 |
| 24 | Banks' Clearing. | 40 |
| | PUBLIC FINANCE | |
| 25 | Summary of Central Government Budget. | 42-43 |
| 26 | Central Government Domestic Revenues. | 44 |
| 27 | External Revenues of Central Government. | 45 |
| 28 | Government Expenditures. | 46 |
| 29 | Economic Classification of Government Expenditures. | 47 |
| 30 | Internal Public Debt Flows. | 48-49 |
| 31 | Internal Public Debt Outstanding Balances. | 50-51 |
| 32 | External Public Debt. | 53 |
| | EXTERNAL TRADE AND BALANCE OF PAYMENTS | |
| 33 | Main Items of the Balance of Payments. | 54-55 |
| 34 | Current Account. | 56 |
| 35 | External Trade by Economic Functions. | 58-59 |
| 36 | Geographical Distribution of External Trade. | 60-61 |
| 37 | Domestic Exports by Commodity According to SITC. | 62-63 |
| 38 | Imports by Commodity According to SITC. | 64-65 |
| 39 | Domestic Exports to A/C/MC According to SITC. | 66-67 |
| 40 | Imports From A/C/MC According to SITC. | 68-69 |
| 41 | Indices of Unit Price and Unit Volume of Exports - Imports. | 70-71 |
| 42 | Arrivals and Departures by Nationality. | 72-73 |
| 43 | Activity in Aqaba Port. | 74 |
| 44 | Foreign Exchange Permits Distributed by Area. | 75 |
| 45 | Foreign Exchange Permits Issued of Invisible Trade and Capital Transfers. | 76 |



**Tables or parts of the tables may be reproduced or referred to provided
that the Central Bank of Jordan Monthly Statistical Bulletin with
its date and number is especially quoted as the source .**



CENTRAL BANK OF JORDAN

Monthly Statistical Bulletin