



# البنك المركزي الأردني

## النشرة الإحصائية الشهرية

تشرين ثاني ١٩٨٦

المجلد الثاني والعشرون - العدد ١١

---

دائرة الأبحاث والدراسات

يسمح باعادة نشر الجداول التي تضمها النشرة كلا او جزءا بشرط الاشارة الى المصدر - النشرة  
الاحصائية الشهرية للبنك المركزي الاردني - والعدد الذي ظهرت فيه .

رقم الصفحة

|         |  |    |
|---------|--|----|
| ٥ - ٤   | أهم المؤشرات الاقتصادية .  | ١  |
|         | <b>النقود والبنوك</b>  |    |
| ٦       | النقد المصدر حسب الفئات .  | ٢  |
| ٧       | العوامل المؤثرة في النقد المتداول .                                  | ٣  |
| ٨       | عرض النقد .  | ٤  |
| ١٠      | العوامل المؤثرة على عرض النقد .                                      | ٥  |
| ١١      | القاعدة النقدية .  | ٦  |
| ١٢      | الارصدة من الذهب والعملات الاجنبية .                                 | ٧  |
| ١٧ - ١٤ | موجودات ومطلوبات البنك المركزي الاردني .                             | ٨  |
| ١٨      | العوامل المؤثرة على القاعدة النقدية .                                | ٩  |
| ١٩      | ودائع البنوك التجارية لدى البنك المركزي .                            | ١٠ |
| ٢١      | الميزانية الموحدة للبنوك التجارية .                                  | ١١ |
| ٢٢      | الوضع النقدي للجهاز المصرفي .  | ١٢ |
| ٢٣      | الميزانية الموحدة لمؤسسات الاقراض المتخصصة .                         | ١٣ |
| ٢٤      | الميزانية الموحدة للمؤسسات المالية الاخرى .                          | ١٤ |
| ٢٥      | الميزانية الموحدة للجهاز المالي .                                    | ١٥ |
| ٢٧ - ٢٦ | ودائع البنوك التجارية .  | ١٦ |
| ٢٩      | هيكل اسعار الفائدة على الودائع .                                     | ١٧ |
| ٣٠      | توزيع التسهيلات الائتمانية للبنوك التجارية حسب القطاعات .            | ١٨ |
| ٣٢      | اجمالي التسهيلات الائتمانية للقطاع الخاص حسب الجهة المقرضة .         | ١٩ |
| ٣٣      | اسناد القرض والقروض المصرفية المجمعة .                               | ٢٠ |
| ٣٥ - ٣٤ | هيكل اسعار الفائدة على القروض .                                      | ٢١ |
| ٣٦      | حركة قروض مؤسسات الاقراض .   | ٢٢ |
| ٣٧      | تقاص البنوك .  | ٢٣ |
| ٣٩      | تطور أنشطة صندوق توفير البريد .                                      | ٢٤ |
|         | <b>المالية العامة</b>  |    |
| ٤٠      | خلاصة الموازنة العامة للحكومة المركزية .                             | ٢٥ |
| ٤١      | الايادات المحلية للحكومة المركزية .                                  | ٢٦ |
| ٤٢      | الايادات الخارجية للحكومة المركزية .                                 | ٢٧ |
| ٤٣      | التنفقات العامة للحكومة المركزية .                                   | ٢٨ |
| ٤٤      | التصنيف الاقتصادي لتنفقات الحكومة المركزية .                         | ٢٩ |
| ٤٥      | الدين العام الداخلي .  | ٣٠ |
| ٤٦      | الدين العام الخارجي .  | ٣١ |
|         | <b>التجارة الخارجية وميزان المدفوعات</b>                             |    |
| ٤٧      | حركة ميناء العقبة .  | ٣٢ |
| ٤٩ - ٤٨ | البند الرئيسية لميزان المدفوعات .                                    | ٣٣ |
| ٥٠      | الحساب الجاري .  | ٣٤ |
| ٥٣ - ٥٢ | التركيب السلعي للتجارة الخارجية حسب الاغراض الاقتصادية .             | ٣٥ |
| ٥٥ - ٥٤ | التوزيع الجغرافي للتجارة الخارجية .                                  | ٣٦ |
| ٥٧ - ٥٦ | التركيب السلعي للصادرات الوطنية حسب التصنيف الدولي .                 | ٣٧ |
| ٥٩ - ٥٨ | التركيب السلعي للمستوردات حسب التصنيف الدولي .                       | ٣٨ |
| ٦١ - ٦٠ | الصادرات الوطنية الى دول السوق العربية المشتركة حسب التصنيف الدولي . | ٣٩ |
| ٦٣ - ٦٢ | المستوردات من السوق العربية المشتركة حسب التصنيف الدولي .            | ٤٠ |
| ٦٥ - ٦٤ | الارقام القياسية لسعر الوحدة ووحدة الكمية للصادرات - المستوردات .    | ٤١ |
| ٦٧ - ٦٦ | القادمون والمغادرون حسب الجنسيات .                                   | ٤٢ |
| ٦٨      | تصاريح العملة الصادرة حسب مناطق الدفع .                              | ٤٣ |
| ٦٩      | تصاريح العملة الصادرة للمدفوعات غير المنظورة .                       | ٤٤ |

رقم الصفحة

|         |   |    |
|---------|---|----|
| ٧١ - ٧٠ | الانتاج   | ٤٥ |
| ٧٢      | النتاج المحلي الاجمالي والدخل القومي .            | ٤٦ |
| ٧٣      | مصادر واستخدامات النتاج المحلي الاجمالي .         | ٤٧ |
| ٧٥ - ٧٤ | الانتاج الزراعي .                                 | ٤٨ |
| ٧٧ - ٧٦ | الانتاج الصناعي لاهم الصناعات .                   | ٤٩ |
| ٧٩ - ٧٨ | الرقم القياسي للانتاج الصناعي .                   | ٥٠ |
|         | نشاط البناء .                                     |    |
|         | <b>الاسعار</b>                                    |    |
| ٨١ - ٨٠ | الارقام القياسية لتكاليف المعيشة .                | ٥١ |
| ٨٣      | الرقم القياسي لاسعار الاسهم المتداولة .           | ٥٢ |
| ٨٤      | الارقام القياسية لاسعار الاسهم .                  | ٥٣ |
| ٨٧ - ٨٦ | الاسهم المتداولة في سوق عمان المالي .             | ٥٤ |
| ٨٩ - ٨٨ | الرقم القياسي لاسعار الجملة في مدينة عمان .       | ٥٥ |
| ٩١ - ٩٠ | أسعار الجملة لاهم السلع في مدينة عمان .           | ٥٦ |
| ٩٣ - ٩٢ | معدل أسعار صرف أهم العملات الاجنبية (لكل وحده) .  | ٥٧ |
|         | <b>الرسوم البيانية</b>                            |    |
| ٩       | عرض النقد .                                       | ١  |
| ١٣      | الارصدة من الذهب والعملات الاجنبية .              | ٢  |
| ٢٠      | ودائع البنوك التجارية لدى البنك المركزي الاردني . | ٣  |
| ٢٨      | ودائع البنوك التجارية .                           | ٤  |
| ٣١      | التسهيلات الائتمانية للبنوك التجارية .            | ٥  |
| ٣٨      | تقاص البنوك .                                     | ٦  |
| ٥١      | الميزان التجاري .                                 | ٧  |
| ٨٢      | الرقم القياسي لتكاليف المعيشة .                   | ٨  |
| ٨٥      | الارقام القياسية لاسعار الاسهم .                  | ٩  |

(1) أهم المؤشرات الاقتصادية  
(1) Major Economic Indicators

مليون دينار

| 1983                                     | 1982   | 1981   | 1980   | 1979   | 1978   | 1977   | 1976   | الصنف   |
|--|--------|--------|--------|--------|--------|--------|--------|---|
| <b>النقد والبنوك</b>                     |        |        |        |        |        |        |        |   |
| =====                                    |        |        |        |        |        |        |        |   |
| 528.6                                    | 480.5  | 420.9  | 358.6  | 281.9  | 224.6  | 192.4  | 164.9  | (1) النقد المصنوع                                   |
| 516.0                                    | 470.0  | 412.3  | 351.6  | 275.4  | 219.5  | 188.0  | 161.4  | (2) النقد المداوم                                   |
| 869.4                                    | 787.5  | 701.7  | 594.8  | 472.7  | 375.4  | 331.0  | 276.9  | (3) عرض النقد (ع1)                                  |
| 1615.2                                   | 1403.3 | 1179.9 | 984.8  | 773.1  | 606.7  | 467.6  | 378.3  | (4) عرض النقد (ع2)                                  |
| 1397.8                                   | 1169.5 | 977.6  | 808.5  | 593.1  | 448.5  | 314.8  | 250.0  | (5) ودائع البنوك التجارية                           |
| 387.8                                    | 354.5  | 316.5  | 288.1  | 213.1  | 172.6  | 165.8  | 140.1  | أ - ودائع تحت الطلب                                 |
| 215.9                                    | 188.4  | 161.1  | 129.1  | 109.1  | 85.1   | 61.8   | 49.1   | ب - توفير   |
| 794.1                                    | 626.6  | 500.0  | 391.3  | 270.9  | 190.8  | 87.2   | 60.8   | ج - لا محسب   |
| 1030.9                                   | 887.2  | 721.3  | 563.9  | 465.1  | 332.8  | 244.1  | 207.1  | (6) التسهيلات الائتمانية المقدمة من البنوك التجارية |
| 408.5                                    | 372.9  | 433.6  | 417.4  | 370.8  | 286.3  | 235.1  | 185.7  | (7) الموجودات الأجنبية لدى البنك المركزي            |
| 304.4                                    | 255.4  | 233.3  | 205.2  | 80.1   | 74.6   | 36.7   | 19.2   | (8) الموجودات الأجنبية لدى البنوك التجارية          |
| 6.25                                     | 6.50   | 6.50   | 6.00   | 5.50   | 5.50   | 5.50   | 5.50   | (9) سعر إعادة الخصم (نهاية الفترة) %                |
| <b>المالية العامة</b>                    |        |        |        |        |        |        |        |   |
| =====                                    |        |        |        |        |        |        |        |   |
| 400.0                                    | 362.0  | 309.2  | 226.1  | 187.9  | 158.5  | 142.2  | 107.6  | (10) الإيرادات المصنفة للحكومة المركزية             |
| 273.8                                    | 264.9  | 282.0  | 280.9  | 247.9  | 172.4  | 180.7  | 86.1   | (11) الإيرادات الخارجية للحكومة المركزية            |
| 453.7                                    | 443.0  | 391.5  | 336.1  | 321.3  | 212.9  | 195.6  | 185.9  | (12) النفقات الجارية للحكومة المركزية               |
| 251.6                                    | 250.6  | 255.6  | 227.1  | 194.3  | 148.6  | 142.3  | 76.6   | (13) النفقات الرأسمالية للحكومة المركزية            |
| 809.7                                    | 623.5  | 540.9  | 385.8  | 309.2  | 244.4  | 194.3  | 132.6  | (14) رصيد القروض الخارجية غير المسددة               |
| 314.1                                    | 278.2  | 231.7  | 197.8  | 150.4  | 146.2  | 109.8  | 89.3   | (15) رصيد القروض الداخلية غير المسددة               |
| 111.2                                    | 105.2  | 92.2   | 81.0   | 67.0   | 60.0   | 43.0   | 34.0   | أ - السندات الحكومية والمؤسسات العامة               |
| 96.5                                     | 88.5   | 74.5   | 66.0   | 58.0   | 49.0   | 38.0   | 35.0   | ب - أدوات الخزينة                                   |
| 106.4                                    | 84.5   | 65.0   | 50.8   | 25.4   | 37.2   | 28.8   | 20.3   | ج - السلف   |
| <b>التجارة الخارجية وميزان المدفوعات</b> |        |        |        |        |        |        |        |   |
| =====                                    |        |        |        |        |        |        |        |   |
| 1103.3                                   | 1142.5 | 1047.5 | 716.0  | 589.5  | 458.8  | 454.4  | 339.5  | (16) المستوردات                                     |
| 160.1                                    | 185.6  | 169.0  | 120.1  | 82.6   | 64.1   | 60.3   | 49.6   | (17) الصادرات الوطنية                               |
| 50.5                                     | 78.9   | 73.6   | 51.3   | 38.4   | 26.8   | 21.8   | 19.2   | (18) المعاد تصديره                                  |
| 892.7                                    | 878.0  | 804.9  | 544.6  | 468.5  | 367.9  | 372.3  | 270.7  | (19) الميزان التجاري (مدين)                         |
| 296.8                                    | 375.4  | 432.5  | 401.0  | 320.7  | 107.2  | 168.8  | 127.9  | (20) المساعدات الخارجية (خاصة + حكومية)             |
| 402.9                                    | 381.9  | 340.9  | 236.7  | 180.4  | 159.4  | 154.8  | 129.6  | (21) حوالات المعاملين                               |
| -50.3                                    | 62.4   | -15.3  | -111.2 | -63.4  | -50.3  | -72.1  | -14.3  | (22) الوضع النقدي لميزان المدفوعات (- وفر)          |
| <b>الانتاج</b>                           |        |        |        |        |        |        |        |   |
| =====                                    |        |        |        |        |        |        |        |   |
| 1769.4                                   | 1675.4 | 1484.2 | 1185.3 | 921.3  | 781.0  | 660.1  | 562.4  | (23) الناتج القومي الاجمالي بسعر السوق              |
| 1422.7                                   | 1323.2 | 1165.7 | 979.5  | 753.0  | 632.2  | 514.2  | 421.6  | (24) الناتج المحلي الاجمالي بسعر السوق              |
| 150.9                                    | 143.8  | 139.2  | 119.5  | 100.0  | 84.7   | 69.0   | 66.5   | (25) الرقم القياسي للانتاج الصناعي (1979=100)       |
| 4745.5                                   | 4390.5 | 4243.7 | 3911.3 | 2828.1 | 2320.2 | 1769.4 | 1701.8 | (26) انتاج الفوسفات (الف طن)                        |
| 282.8                                    | 15.0   | -      | -      | -      | -      | -      | -      | (27) انتاج البوتاس (الف طن)                         |
| 301.6                                    | 116.4  | -      | -      | -      | -      | -      | -      | (28) انتاج الاسمدة (الف طن)                         |
| 1269.0                                   | 788.4  | 964.7  | 912.7  | 623.2  | 553.0  | 537.6  | 582.4  | (29) انتاج الاسمنت (الف طن)                         |
| 227.4                                    | 240.2  | 236.3  | 261.4  | 146.8  | 212.3  | 129.9  | 131.1  | (30) الرقم القياسي للانتاج الزراعي (1975=100)       |
| 3010.4                                   | 3122.5 | 2472.7 | 1949.4 | 1734.1 | 1206.5 | 1138.5 | 1069.4 | (31) نشاط البناء (الف متر مربع)                     |
| <b>الاسعار</b>                           |        |        |        |        |        |        |        |   |
| =====                                    |        |        |        |        |        |        |        |   |
| 121.5                                    | 115.7  | 107.7  | 100.0  | 90.0   | 78.9   | 73.7   | 64.3   | (32) الرقم القياسي لتكاليف المعيشة (1980=100)       |
| 134.5                                    | 129.3  | 125.3  | 114.9  | 100.0  | 93.9   | 89.1   | 83.4   | (33) الرقم القياسي لتسعار الجملة (1979=100)         |
| 168.0                                    | 207.8  | 184.4  | 149.2  | 117.9  | 100.0  | -      | -      | (34) الرقم القياسي لاسعار الاسهم (1978=100)         |
| 2.75                                     | 2.84   | 3.03   | 3.36   | 3.33   | 3.27   | 3.13   | 3.01   | (35) معدل سعر صرف دولار / دينار                     |

## (1) أهم المؤشرات الاقتصادية (تابع)

## (1) Major Economic Indicators (Continued)

Million JD

| Code   | تشرين الثاني<br>Nov. |         |         | كانون الثاني - ايلول<br>Jan. - Sep. |         |         | 1985    | 1984    |
|--|----------------------|---------|---------|-------------------------------------|---------|---------|---------|---------|
|  | 1986                 | 1985    | 1984    | 1986                                | 1985    | 1984    |         |         |
| <b>MONEY AND BANKING</b>                                 |                      |         |         |                                     |         |         |         |         |
| 1) Currency issued                                       | 593.3                | 548.6   | 546.7   | 593.4                               | 571.2   | 568.2   | 545.0   | 542.6   |
| 2) Currency in circulation                               | 580.4                | 535.3   | 535.9   | 580.5                               | 557.7   | 555.2   | 531.8   | 530.5   |
| 3) Money supply (M <sub>1</sub> )                        | 888.1                | 848.8   | 862.6   | 889.0                               | 883.3   | 904.9   | 848.2   | 878.4   |
| 4) Money supply (M <sub>2</sub> )                        | 2,051.2              | 1,849.6 | 1,728.5 | 2,026.9                             | 1,864.3 | 1,741.3 | 1,874.8 | 1,757.7 |
| 5) Deposits with commercial banks                        | 1,904.8              | 1,711.0 | 1,534.4 | 1,885.4                             | 1,671.5 | 1,520.1 | 1,747.2 | 1,603.1 |
| a- Demand  | 356.9                | 379.8   | 371.6   | 372.8                               | 377.9   | 396.9   | 374.6   | 409.6   |
| b- Savings   | 246.8                | 230.7   | 226.6   | 241.5                               | 230.7   | 223.0   | 238.7   | 235.2   |
| c- Time deposits   | 1,301.1              | 1,100.5 | 936.2   | 1,271.1                             | 1,062.9 | 900.2   | 1,133.9 | 958.3   |
| 6) Outstanding commercial banks credit                   | 1,391.2              | 1,266.5 | 1,166.9 | 1,366.8                             | 1,282.6 | 1,131.8 | 1,274.4 | 1,184.8 |
| 7) Foreign assets with central bank                      | 366.8                | 370.3   | 376.9   | 381.5                               | 374.9   | 413.0   | 379.0   | 387.5   |
| 8) Foreign assets with commercial banks                  | 395.5                | 362.3   | 313.7   | 390.3                               | 334.3   | 301.5   | 384.9   | 330.5   |
| 9) Rediscount rate (end of period) %                     | 5.75                 | 6.25    | 6.25    | 6.25                                | 6.25    | 6.25    | 6.25    | 6.25    |
| <b>PUBLIC FINANCE</b>                                    |                      |         |         |                                     |         |         |         |         |
| 10) Central govt. domestic revenues                      | (n.a)                | 28.1    | 37.5    | 304.6                               | 308.6   | 309.8   | 434.5   | 13.0    |
| 11) Foreign receipts of central govt.                    | (n.a)                | 34.9    | -       | 146.1                               | 220.6   | 117.8   | 396.4   | 247.4   |
| 12) Central govt. recurring expenditures                 | (n.a)                | 43.9    | 32.3    | 393.4                               | 355.8   | 299.3   | 542.0   | 485.2   |
| 13) Central govt. capital expenditures                   | (n.a)                | 21.9    | 18.3    | 189.7                               | 169.0   | 146.3   | 276.8   | 244.2   |
| 14) External debt outstanding                            | (n.a)                | (n.a)   | (n.a)   | 1,023.6                             | 1,025.8 | 932.7   | 1,053.0 | 953.3   |
| 15) Internal debt outstanding                            | 477.9                | 381.4   | 375.9   | 458.6                               | 379.0   | 360.4   | 374.4   | 342.7   |
| a- Govt. and public entities bonds                       | 161.1                | 128.2   | 118.2   | 147.1                               | 126.1   | 111.2   | 132.2   | 118.2   |
| b- Treasury bills  | 118.0                | 109.0   | 103.0   | 118.0                               | 109.0   | 101.5   | 113.0   | 103.0   |
| c- Advances  | 198.8                | 144.2   | 154.7   | 193.5                               | 143.9   | 147.7   | 129.2   | 121.5   |
| <b>FOREIGN TRADE AND BALANCE OF PAYMENTS</b>             |                      |         |         |                                     |         |         |         |         |
| 16) Imports  | (n.a)                | 73.1    | 87.6    | 633.8                               | 795.4   | 763.6   | 1,074.5 | 1,071.3 |
| 17) Domestic exports                                     | (n.a)                | 15.1    | 20.5    | 159.6                               | 183.4   | 168.3   | 255.3   | 261.1   |
| 18) Re-exports   | (n.a)                | 3.6     | 2.5     | 20.0                                | 45.4    | 21.5    | 55.5    | 29.6    |
| 19) Trade balance (debt)                                 | (n.a)                | 54.5    | 64.6    | 454.2                               | 566.6   | 573.8   | 763.7   | 780.6   |
| 20) Foreign aid (private+govt.)                          | (n.a)                | 59.0    | 3.3     | 172.2                               | 235.0   | 225.1   | 317.5   | 282.6   |
| 21) Worker's remittances                                 | (n.a)                | 30.9    | 29.2    | 330.9                               | 307.9   | 345.4   | 402.9   | 475.0   |
| 22) Monetary position of balance of payments (- surplus) | (n.a)                | -2.4    | 24.2    | 16.3                                | 6.4     | 33.2    | -18.5   | 69.3    |
| <b>PRODUCTION</b>  |                      |         |         |                                     |         |         |         |         |
| 23) G.N.P. at market price                               | (n.a)                | (n.a)   | (n.a)   | (n.a)                               | (n.a)   | (n.a)   | 1,856.0 | 1,844.2 |
| 24) G.D.P. at market price                               | (n.a)                | (n.a)   | (n.a)   | (n.a)                               | (n.a)   | (n.a)   | 1,581.0 | 1,490.0 |
| 25) Industrial production index number (1979 = 100)      | 181.1                | 169.6   | 171.3   | 186.6                               | 182.7   | 179.4   | 185.2   | 181.2   |
| 26) Phosphate ( 1000 ton )                               | 529.9                | 457.6   | 522.3   | 4,671.6                             | 4,563.4 | 4,608.9 | 6,067.1 | 6,213.1 |
| 27) Potash ( 1000 ton )                                  | 99.0                 | 85.1    | 70.0    | 778.8                               | 628.4   | 267.3   | 908.2   | 486.0   |
| 28) Fertilisers ( 1000 ton )                             | 54.1                 | 32.9    | 28.0    | 397.1                               | 359.5   | 425.2   | 510.5   | 541.0   |
| 29) Cement ( 1000 ton )                                  | 136.0                | 160.2   | 204.3   | 1,354.2                             | 1,498.2 | 1,471.8 | 2,022.9 | 2,026.3 |
| 30) Agricultural production index number ( 1975 = 100 )  | (n.a)                | (n.a)   | (n.a)   | (n.a)                               | (n.a)   | (n.a)   | 270.2   | 249.6   |
| 31) Construction activity area ( 1000 M <sup>2</sup> )   | 188.3                | 127.6   | 180.7   | 1,630.8                             | 1,632.9 | 2,194.8 | 2,210.4 | 2,945.1 |
| <b>PRICES</b>  |                      |         |         |                                     |         |         |         |         |
| 32) Cost of living index ( 1980 = 100 )                  | 131.3                | 131.5   | 128.9   | 128.7                               | 129.3   | 125.0   | 130.0   | 126.2   |
| 33) Wholesale price index ( 1979 = 100 )                 | (n.a)                | (n.a)   | (n.a)   | 138.1                               | 138.7   | 136.7   | 138.8   | 136.7   |
| 34) Share-price index ( 1978 = 100 )                     | 119.1                | 133.4   | 128.5   | 119.5                               | 124.8   | 136.1   | 127.0   | 133.7   |
| 35) Exchange rate U.S. dollar/JD                         | 2.89                 | 2.68    | 2.51    | 2.84                                | 2.49    | 2.64    | 2.53    | 2.60    |

## (٢) النقد المصدر حسب الفئات

## (2) Currency Issued by Denomination

الف دينار

Thousand JD

| (1+2)<br>المجموع<br>Total | (2)<br>المسكوكات<br>Coins | النسبة المئوية لتوزيع الفئات<br>Percentage-distribution |                       |                       |                         |                         | العملة الورقية<br>Banknotes |                       |                       |                         |                         | (1)<br>المجموع<br>Total | نهاية الفترة<br>End of Period |
|---------------------------|---------------------------|---|-----------------------|-----------------------|-------------------------|-------------------------|-----------------------------|-----------------------|-----------------------|-------------------------|-------------------------|-------------------------|-------------------------------|
|                           |                           | (¼) دينار<br>(¼)Dinar                                   | (1) دينار<br>(1)Dinar | (5) دينار<br>(5)Dinar | (10) دينار<br>(10)Dinar | (20) دينار<br>(20)Dinar | (¼) دينار<br>(¼)Dinar       | (1) دينار<br>(1)Dinar | (5) دينار<br>(5)Dinar | (10) دينار<br>(10)Dinar | (20) دينار<br>(20)Dinar |                         |                               |
| 141,921                   | 1,562                     | 0.6   | 3.5                   | 21.6                  | 74.3                    | -                       | 872                         | 4,881                 | 30,386                | 104,220                 | -                       | 140,359                 | 1975                          |
| 164,930                   | 1,813                     | 0.5   | 3.1                   | 28.3                  | 68.1                    | -                       | 902                         | 5,034                 | 46,129                | 111,052                 | -                       | 163,117                 | 1976                          |
| 192,436                   | 2,211                     | 0.6   | 2.8                   | 22.3                  | 74.3                    | -                       | 1,094                       | 5,288                 | 42,524                | 141,319                 | -                       | 190,225                 | 1977                          |
| 224,607                   | 2,409                     | 0.6   | 2.5                   | 15.8                  | 65.2                    | 15.9                    | 1,263                       | 5,538                 | 35,131                | 145,019                 | 35,247                  | 222,198                 | 1978                          |
| 281,897                   | 2,825                     | 0.5   | 2.2                   | 10.6                  | 52.9                    | 33.8                    | 1,485                       | 6,061                 | 29,511                | 147,545                 | 94,470                  | 279,072                 | 1979                          |
| 358,564                   | 3,344                     | 0.5   | 1.9                   | 8.0                   | 44.6                    | 45.0                    | 1,699                       | 6,865                 | 28,356                | 158,378                 | 159,922                 | 355,220                 | 1980                          |
| 420,872                   | 3,986                     | 0.5   | 1.8                   | 7.2                   | 37.4                    | 53.1                    | 1,956                       | 7,668                 | 29,861                | 155,761                 | 221,640                 | 416,886                 | 1981                          |
| 480,528                   | 4,473                     | 0.4   | 1.8                   | 6.2                   | 31.9                    | 59.7                    | 2,133                       | 8,369                 | 29,595                | 151,712                 | 284,246                 | 476,055                 | 1982                          |
| 528,613                   | 4,935                     | 0.4   | 1.7                   | 5.3                   | 27.4                    | 65.2                    | 2,265                       | 8,781                 | 27,881                | 143,686                 | 341,065                 | 523,678                 | 1983                          |
| 542,554                   | 5,274                     | 0.4   | 1.7                   | 4.9                   | 24.0                    | 69.0                    | 2,454                       | 9,060                 | 26,215                | 128,924                 | 370,627                 | 537,280                 | 1984                          |
| 545,042                   | 5,623                     | 0.5   | 1.7                   | 4.7                   | 22.1                    | 71.0                    | 2,594                       | 9,269                 | 25,381                | 118,970                 | 383,205                 | 539,419                 | 1985                          |
| 568,248                   | 5,311                     | 0.4   | 1.7                   | 5.0                   | 24.5                    | 68.4                    | 2,589                       | 9,541                 | 28,335                | 137,843                 | 384,629                 | 562,937                 | 1984<br>ايلول                 |
| 554,464                   | 5,293                     | 0.4   | 1.7                   | 5.0                   | 24.3                    | 68.6                    | 2,473                       | 9,135                 | 27,436                | 133,628                 | 376,499                 | 549,171                 | اكتوبر تشرين الاول            |
| 546,701                   | 5,279                     | 0.4   | 1.7                   | 5.0                   | 24.2                    | 68.7                    | 2,425                       | 9,011                 | 26,681                | 131,247                 | 372,058                 | 541,422                 | نوفمبر تشرين الثاني           |
| 542,554                   | 5,274                     | 0.4   | 1.7                   | 4.9                   | 24.0                    | 69.0                    | 2,454                       | 9,060                 | 26,215                | 128,924                 | 370,627                 | 537,280                 | ديسمبر كانون الاول            |
| 539,478                   | 5,303                     | 0.4   | 1.7                   | 4.8                   | 23.8                    | 69.3                    | 2,401                       | 8,831                 | 25,841                | 127,161                 | 369,941                 | 534,175                 | 1985<br>جان كانون الثاني      |
| 542,130                   | 5,372                     | 0.4   | 1.7                   | 4.8                   | 23.7                    | 69.4                    | 2,386                       | 8,840                 | 25,927                | 127,229                 | 372,376                 | 536,758                 | فبراير شباط                   |
| 546,006                   | 5,358                     | 0.4   | 1.7                   | 4.9                   | 23.4                    | 69.6                    | 2,415                       | 8,995                 | 26,353                | 126,826                 | 376,059                 | 540,648                 | مار آذار                      |
| 551,988                   | 5,376                     | 0.4   | 1.7                   | 4.9                   | 23.4                    | 69.6                    | 2,440                       | 8,974                 | 26,930                | 127,648                 | 380,620                 | 546,612                 | ابر نيسان                     |
| 570,434                   | 5,480                     | 0.4   | 1.6                   | 5.0                   | 23.2                    | 69.8                    | 2,519                       | 9,242                 | 28,012                | 131,026                 | 394,155                 | 564,954                 | مايو ايار                     |
| 594,888                   | 5,603                     | 0.5   | 1.7                   | 5.1                   | 22.9                    | 69.8                    | 2,844                       | 10,250                | 29,774                | 134,810                 | 411,607                 | 589,285                 | يون حزيران                    |
| 588,480                   | 5,648                     | 0.5   | 1.7                   | 4.9                   | 22.8                    | 70.1                    | 2,693                       | 9,759                 | 28,852                | 132,730                 | 408,798                 | 582,832                 | يوليو تموز                    |
| 598,657                   | 5,713                     | 0.5   | 1.7                   | 5.0                   | 22.7                    | 70.1                    | 2,850                       | 10,276                | 29,752                | 134,659                 | 415,407                 | 592,944                 | اغسطس آب                      |
| 571,243                   | 5,707                     | 0.5   | 1.7                   | 4.9                   | 22.4                    | 70.5                    | 2,673                       | 9,702                 | 27,649                | 126,765                 | 398,747                 | 565,536                 | سبتمبر ايلول                  |
| 556,528                   | 5,671                     | 0.5   | 1.7                   | 4.8                   | 22.3                    | 70.7                    | 2,586                       | 9,375                 | 26,353                | 123,004                 | 389,539                 | 550,857                 | اكتوبر تشرين الاول            |
| 548,636                   | 5,634                     | 0.5   | 1.7                   | 4.7                   | 22.2                    | 70.9                    | 2,555                       | 9,273                 | 25,726                | 120,392                 | 385,056                 | 543,002                 | نوفمبر تشرين الثاني           |
| 545,042                   | 5,623                     | 0.5   | 1.7                   | 4.7                   | 22.1                    | 71.0                    | 2,594                       | 9,269                 | 25,381                | 118,970                 | 383,205                 | 539,419                 | ديسمبر كانون الاول            |
| 546,079                   | 5,652                     | 0.5   | 1.7                   | 4.7                   | 22.0                    | 71.1                    | 2,573                       | 9,173                 | 25,252                | 118,870                 | 384,559                 | 540,427                 | 1986<br>جان كانون الثاني      |
| 548,346                   | 5,665                     | 0.5   | 1.7                   | 4.8                   | 21.9                    | 71.1                    | 2,599                       | 9,205                 | 25,758                | 119,081                 | 386,038                 | 542,681                 | فبراير شباط                   |
| 557,888                   | 5,677                     | 0.5   | 1.7                   | 4.7                   | 21.9                    | 71.2                    | 2,607                       | 9,268                 | 26,155                | 120,959                 | 393,222                 | 552,211                 | مار آذار                      |
| 563,268                   | 5,711                     | 0.5   | 1.7                   | 4.7                   | 21.8                    | 71.3                    | 2,620                       | 9,318                 | 26,010                | 121,701                 | 397,908                 | 557,557                 | ابر نيسان                     |
| 584,411                   | 5,804                     | 0.5   | 1.7                   | 4.7                   | 21.6                    | 71.5                    | 2,791                       | 9,944                 | 27,225                | 124,687                 | 413,960                 | 578,607                 | مايو ايار                     |
| 602,122                   | 5,815                     | 0.5   | 1.7                   | 4.8                   | 21.3                    | 71.7                    | 2,896                       | 10,212                | 28,484                | 127,057                 | 427,658                 | 596,307                 | يون حزيران                    |
| 601,828                   | 5,815                     | 0.5   | 1.7                   | 4.6                   | 21.1                    | 72.1                    | 2,779                       | 9,884                 | 27,738                | 125,753                 | 429,859                 | 596,013                 | يوليو تموز                    |
| 604,207                   | 5,828                     | 0.5   | 1.7                   | 4.7                   | 21.0                    | 72.1                    | 2,893                       | 10,222                | 28,038                | 125,904                 | 431,322                 | 598,379                 | اغسطس آب                      |
| 593,361                   | 5,819                     | 0.5   | 1.7                   | 4.5                   | 21.0                    | 72.3                    | 2,752                       | 9,720                 | 26,704                | 123,378                 | 424,988                 | 587,542                 | سبتمبر ايلول                  |
| 595,534                   | 5,791                     | 0.5   | 1.6                   | 4.5                   | 20.9                    | 72.5                    | 2,709                       | 9,577                 | 26,465                | 123,300                 | 427,692                 | 589,743                 | اكتوبر تشرين الاول            |
| 593,257                   | 5,807                     | 0.5   | 1.6                   | 4.4                   | 20.7                    | 72.8                    | 2,693                       | 9,453                 | 25,751                | 121,696                 | 427,857                 | 587,450                 | نوفمبر تشرين الثاني           |

## (3) العوامل المؤثرة في النقد المتداول

Change in thousands of JDs

## (3) Factors Affecting Currency in Circulation

التغير بالآلاف الدنانير

| Sectors   | تشرين الثاني<br>Nov. |        | كانون الثاني - تشرين الثاني<br>Jan. - Nov. |         | 1985    | 1984     | القطاعات  |
|---|----------------------|--------|--|---------|---------|----------|---|
|   | 1986                 | 1985   | 1986                                       | 1985    |         |          |   |
| <b>PUBLIC SECTOR</b>                                    | 9,414                | -7,426 | 88,405                                     | 21,871  | 7,647   | -3,171   | القطاع العام                                    |
| 1- <u>Central Govt. account</u>                         | 8,031                | -4,560 | 71,713                                     | 35,293  | 18,512  | 5,432    | ١- حساب الحكومة المركزي                         |
| 2- <u>Govt. and public entities bonds</u>               | 1,064                | -713   | 8,247                                      | -12,661 | -11,884 | -11,341  | ٢- سندات الحكومة والمؤسسات العامة               |
| 3- <u>Public entities deposits</u><br>(increase - )     | 319                  | -2,153 | 8,445                                      | -761    | 1,019   | 2,738    | ٣- ودائع المؤسسات العامة<br>(الزيادة -)         |
| <b>PRIVATE SECTOR</b>                                   | -5,594               | -1,487 | 4,535                                      | 11,295  | -9,083  | 11,114   | القطاع الخاص                                    |
| 1- <u>Loans and advances by the C.B.J. to:</u>          | 433                  | 1,294  | 24,152                                     | 14,627  | 18,032  | 13,205   | ١- القروض والسلف المقدمة من البنك المركزي السي: |
| a) Commercial banks                                     | 2,295                | -593   | 11,728                                     | 956     | 2,814   | 7,804    | أ) البنوك التجارية                              |
| b) Specialized credit institutions                      | 129                  | 2,374  | 6,608                                      | 12,336  | 13,069  | -3,120   | ب) مؤسسات الائتمراض المتخصصة                    |
| c) Financial institutions                               | -2,006               | -545   | 4,816                                      | 959     | 1,773   | 8,347    | ج) المؤسسات المالية                             |
| d) Other  | 15                   | 58     | 1,000                                      | 376     | 376     | 174      | د) أخرى   |
| 2- <u>Deposits with the C.B.J.</u><br>(increase - )     | -6,027               | -2,781 | -19,617                                    | -3,332  | -27,115 | -2,091   | ٢- الودائع لدى البنك المركزي<br>(الزيادة -)     |
| a) Commercial banks                                     | -5,993               | -2,870 | -19,764                                    | -4,586  | -27,099 | -1,626   | أ) البنوك التجارية                              |
| b) Specialized credit institutions                      | -301                 | -164   | 606  | 702     | 152     | -468     | ب) مؤسسات الائتمراض المتخصصة                    |
| c) Financial institutions                               | 267                  | 253    | -459                                       | 552     | -168    | 3        | ج) المؤسسات المالية                             |
| <b>FOREIGN SECTOR</b>                                   | -740                 | -2,155 | -10,066                                    | -12,693 | -3,929  | -19,258  | القطاع الاجنبي                                  |
| 1- <u>Foreign exchange reserves</u>                     | -3,518               | -5,157 | -38,603                                    | -61,135 | -53,218 | -102,122 | ١- الاحتياطي من العملات الاجنبية                |
| 2- <u>Foreign exchange liabilities</u><br>(increase - ) | 2,307                | 27     | -665                                       | -21     | 46      | -1,173   | ٢- المطلوبات الاجنبية<br>(الزيادة -)            |
| 3- <u>Other foreign currencies</u>                      | 471                  | 2,975  | 29,202                                     | 48,463  | 49,243  | 84,037   | ٣- موجودات محررة بعملات اجنبية<br>أخرى          |
| <b>OTHER ITEMS</b>                                      | -6,231               | 2,086  | -34,192                                    | -15,662 | 6,575   | 26,118   | عوامل أخرى                                      |
| Change in currency in circulation                       | -3,151               | -8,982 | 48,682                                     | 4,811   | 1,210   | 14,803   | التغير في النقد المتداول                        |

## (٤) عرض النقد

## (4) Money Supply

Thousand JD

الف دينار

| عرض النقد<br>(ع ٢٢) ***<br>Money Supply<br>(M <sub>22</sub> ) *** | عرض النقد<br>(ع ٢)<br>Money Supply<br>(M <sub>2</sub> ) | شبه النقد (ودائع التوفير والأجل)<br>Quasi-money (Saving and time deposits*) |  |                                      | عرض النقد<br>(ع ١١) **<br>Money Supply<br>(M <sub>11</sub> ) ** | عرض النقد<br>(ع ١)<br>Money Supply<br>(M <sub>1</sub> ) | ودائع تحت الطلب<br>Demand deposits* |  |                                      | النقد<br>المتداول<br>Currency<br>in<br>circulation<br>(١) | النقد لدى<br>البنوك<br>Cash with<br>the banks | النقد<br>المصدر<br>Currency<br>Issued |                           |
|---|---|---|--|--------------------------------------|---|---|-------------------------------------|--|--------------------------------------|---|---|---------------------------------------|---------------------------|
|   |   | المجموع<br>Total<br>(4)   | البلديات<br>والمؤسسات<br>العامة<br>Municipa-<br>lities &<br>public<br>entities | القطاع<br>الخاص<br>private<br>sector |   |   | المجموع<br>Total<br>(2)             | البلديات<br>والمؤسسات<br>العامة<br>Municipa-<br>lities &<br>public<br>entities | القطاع<br>الخاص<br>private<br>sector |   |   |                                       |                           |
| 380,365   | 378,312   | 101,443   | 3,364  | 98,079                               | 277,612   | 276,869   | 115,514                             | 8,938  | 106,576                              | 161,355   | 3,575   | 164,930                               | 1976                      |
| 470,263   | 467,643   | 136,656   | 2,645  | 134,011                              | 332,297   | 330,987   | 142,998                             | 9,564  | 133,434                              | 187,989   | 4,447   | 192,436                               | 1977                      |
| 613,242   | 606,692   | 231,322   | 10,617   | 220,705                              | 379,949   | 375,370   | 155,913                             | 11,985   | 143,928                              | 219,457   | 5,150   | 224,607                               | 1978                      |
| 784,322   | 773,100   | 300,448   | 8,852  | 291,596                              | 480,008   | 472,652   | 197,262                             | 23,460   | 173,802                              | 275,390   | 6,507   | 281,897                               | 1979                      |
| 1,001,823   | 984,767   | 389,996   | 28,278   | 361,718                              | 601,417   | 594,771   | 243,143                             | 24,289   | 218,854                              | 351,628   | 6,936   | 358,564                               | 1980                      |
| 1,213,262   | 1,179,880   | 478,224   | 43,836   | 434,388                              | 715,707   | 701,656   | 289,347                             | 17,339   | 272,008                              | 412,309   | 8,563   | 420,872                               | 1981                      |
| 1,445,398   | 1,403,347   | 615,844   | 28,812   | 587,032                              | 804,329   | 787,503   | 317,523                             | 21,169   | 296,354                              | 469,980   | 10,548  | 480,528                               | 1982                      |
| 1,678,464   | 1,615,157   | 745,740   | 35,343   | 710,397                              | 884,428   | 869,417   | 353,369                             | 28,339   | 325,030                              | 516,048   | 12,565  | 528,613                               | 1983                      |
| 1,835,296   | 1,757,662   | 879,271   | 35,326   | 843,945                              | 889,810   | 878,391   | 347,868                             | 22,013   | 325,855                              | 530,523   | 12,031  | 542,554                               | 1984                      |
| 1,978,493   | 1,874,843   | 1,026,621   | 44,856   | 981,765                              | 861,802   | 848,222   | 316,429                             | 23,789   | 292,640                              | 531,793   | 13,249  | 545,042                               | 1985                      |
| 1,815,027   | 1,741,277   | 836,382   | 40,692   | 795,690                              | 919,654   | 904,895   | 349,717                             | 19,447   | 330,270                              | 555,178   | 13,070  | 568,248                               | Sep. 1984<br>أيلول        |
| 1,801,315   | 1,720,818   | 839,214   | 37,138   | 802,076                              | 896,965   | 881,604   | 339,265                             | 18,698   | 320,567                              | 542,339   | 12,125  | 554,464                               | Oct. 1984<br>تشرين الأول  |
| 1,810,602   | 1,728,506   | 865,903   | 39,756   | 826,147                              | 875,302   | 862,603   | 326,702                             | 19,497   | 307,205                              | 535,901   | 10,800  | 546,701                               | Nov. 1984<br>تشرين الثاني |
| 1,835,296   | 1,757,662   | 879,271   | 35,326   | 843,945                              | 889,810   | 878,391   | 347,868                             | 22,013   | 325,855                              | 530,523   | 12,031  | 542,554                               | Dec. 1984<br>كانون الأول  |
| 1,810,262   | 1,728,798   | 881,730   | 35,006   | 846,724                              | 861,054   | 847,068   | 318,421                             | 16,468   | 301,953                              | 528,647   | 10,831  | 539,478                               | Jan. 1985<br>كانون الثاني |
| 1,841,788   | 1,758,288   | 897,531   | 35,797   | 861,734                              | 875,641   | 860,757   | 329,395                             | 18,772   | 310,623                              | 531,362   | 10,768  | 542,130                               | Feb. 1985<br>شباط         |
| 1,877,538   | 1,791,155   | 914,997   | 38,217   | 876,780                              | 892,589   | 876,158   | 342,634                             | 16,419   | 326,215                              | 533,524   | 12,482  | 546,006                               | Mar. 1985<br>آذار         |
| 1,877,646   | 1,789,196   | 931,812   | 42,205   | 889,607                              | 873,887   | 857,384   | 316,674                             | 17,947   | 298,727                              | 540,710   | 11,278  | 551,988                               | Apr. 1985<br>نيسان        |
| 1,888,586   | 1,799,083   | 924,753   | 33,045   | 891,708                              | 889,449   | 874,330   | 315,756                             | 16,082   | 299,674                              | 558,574   | 11,860  | 570,434                               | May 1985<br>ايار          |
| 1,939,718   | 1,849,446   | 945,071   | 45,676   | 899,395                              | 917,805   | 904,375   | 324,113                             | 22,882   | 301,231                              | 580,262   | 14,626  | 594,888                               | June 1985<br>حزيران       |
| 1,944,197   | 1,851,101   | 951,654   | 43,761   | 907,893                              | 911,422   | 899,447   | 323,329                             | 21,438   | 301,891                              | 576,118   | 12,361  | 588,479                               | July 1985<br>تموز         |
| 1,968,040   | 1,872,447   | 959,281   | 45,743   | 913,538                              | 926,434   | 913,166   | 335,333                             | 23,031   | 312,302                              | 577,833   | 20,824  | 598,657                               | Aug. 1985<br>آب           |
| 1,962,602   | 1,864,281   | 980,950   | 55,425   | 925,525                              | 897,906   | 883,331   | 325,628                             | 22,885   | 302,743                              | 557,703   | 13,539  | 571,242                               | Sep. 1985<br>أيلول        |
| 1,943,771   | 1,844,089   | 988,803   | 40,872   | 947,931                              | 869,730   | 855,286   | 311,016                             | 16,461   | 294,555                              | 544,270   | 12,258  | 556,528                               | Oct. 1985<br>تشرين الأول  |
| 1,948,600   | 1,849,645   | 1,000,875   | 45,575   | 955,300                              | 862,840   | 848,770   | 313,464                             | 15,868   | 297,596                              | 535,306   | 13,330  | 548,636                               | Nov. 1985<br>تشرين الثاني |
| 1,978,493   | 1,874,843   | 1,026,621   | 44,856   | 981,765                              | 861,802   | 848,222   | 316,429                             | 23,789   | 292,640                              | 531,793   | 13,249  | 545,042                               | Dec. 1985<br>كانون الأول  |
| 1,973,182   | 1,871,726   | 1,033,365   | 45,054   | 988,311                              | 851,348   | 838,361   | 304,225                             | 15,054   | 289,171                              | 534,136   | 11,943  | 546,079                               | Jan. 1986<br>كانون الثاني |
| 2,001,431   | 1,902,380   | 1,056,421   | 45,909   | 1,010,512                            | 857,237   | 845,959   | 308,959                             | 15,777   | 293,182                              | 537,000   | 11,346  | 548,346                               | Feb. 1986<br>شباط         |
| 2,022,693   | 1,926,250   | 1,075,196   | 47,582   | 1,027,614                            | 863,059   | 851,054   | 306,009                             | 13,597   | 292,412                              | 545,045   | 12,843  | 557,888                               | Mar. 1986<br>آذار         |
| 2,041,106   | 1,943,872   | 1,087,244   | 51,771   | 1,035,473                            | 869,061   | 856,628   | 304,153                             | 12,104   | 292,049                              | 552,475   | 10,793  | 563,268                               | Apr. 1986<br>نيسان        |
| 2,079,496   | 1,975,578   | 1,094,274   | 48,436   | 1,045,838                            | 894,258   | 881,304   | 309,584                             | 11,877   | 297,707                              | 571,720   | 12,691  | 584,411                               | May 1986<br>ايار          |
| 2,112,685   | 2,008,140   | 1,105,530   | 48,622   | 1,056,908                            | 917,008   | 902,610   | 314,232                             | 11,485   | 302,747                              | 588,378   | 13,744  | 602,122                               | June 1986<br>حزيران       |
| 2,128,374   | 2,025,395   | 1,124,460   | 49,148   | 1,075,312                            | 914,389   | 900,935   | 312,218                             | 14,085   | 298,133                              | 588,717   | 13,111  | 601,828                               | July 1986<br>تموز         |
| 2,121,197   | 2,019,388   | 1,116,035   | 48,315   | 1,067,720                            | 915,829   | 903,353   | 313,694                             | 16,366   | 297,328                              | 589,659   | 14,548  | 604,207                               | Aug. 1986<br>آب           |
| 2,132,447   | 2,026,892   | 1,137,920   | 48,248   | 1,089,572                            | 902,133   | 888,972   | 308,507                             | 16,659   | 291,848                              | 580,465   | 12,896  | 593,361                               | Sep. 1986<br>أيلول        |
| 2,148,953   | 2,042,236   | 1,155,220   | 48,184   | 1,107,036                            | 901,022   | 887,016   | 303,395                             | 13,682   | 289,713                              | 583,621   | 11,913  | 595,534                               | Oct. 1986<br>تشرين الأول  |
| (n.a.)  | 2,051,248   | 1,163,158   | 46,093   | 1,117,065                            | (n.a.)  | 888,090   | 307,664                             | 12,234   | 295,430                              | 580,426   | 12,831  | 593,257                               | Nov. 1986<br>تشرين الثاني |

\* Deposits with the Central Bank of Jordan, Commercial banks and Housing bank.

\*\* M<sub>11</sub> = M<sub>1</sub> + Demand deposits with (Specialized Credit institutions and other financial corporations) - Cash with (Specialized credit institutions and other financial corporations).\*\*\* M<sub>22</sub> = M<sub>11</sub> + Quasi-money + saving and time deposits with (Specialized credit institutions, other financial corporations & Postal Saving Fund).\* الودائع لدى البنك المركزي الأردني، البنوك التجارية وبنك الإسكان.  
\*\* (ع ١١) = (ع ١) وودائع تحت الطلب لدى (مؤسسات الإقراض المتخصصة والمؤسسات المالية الأخرى) - النقد في الصندوق لدى (مؤسسات الإقراض المتخصصة والمؤسسات المالية الأخرى).

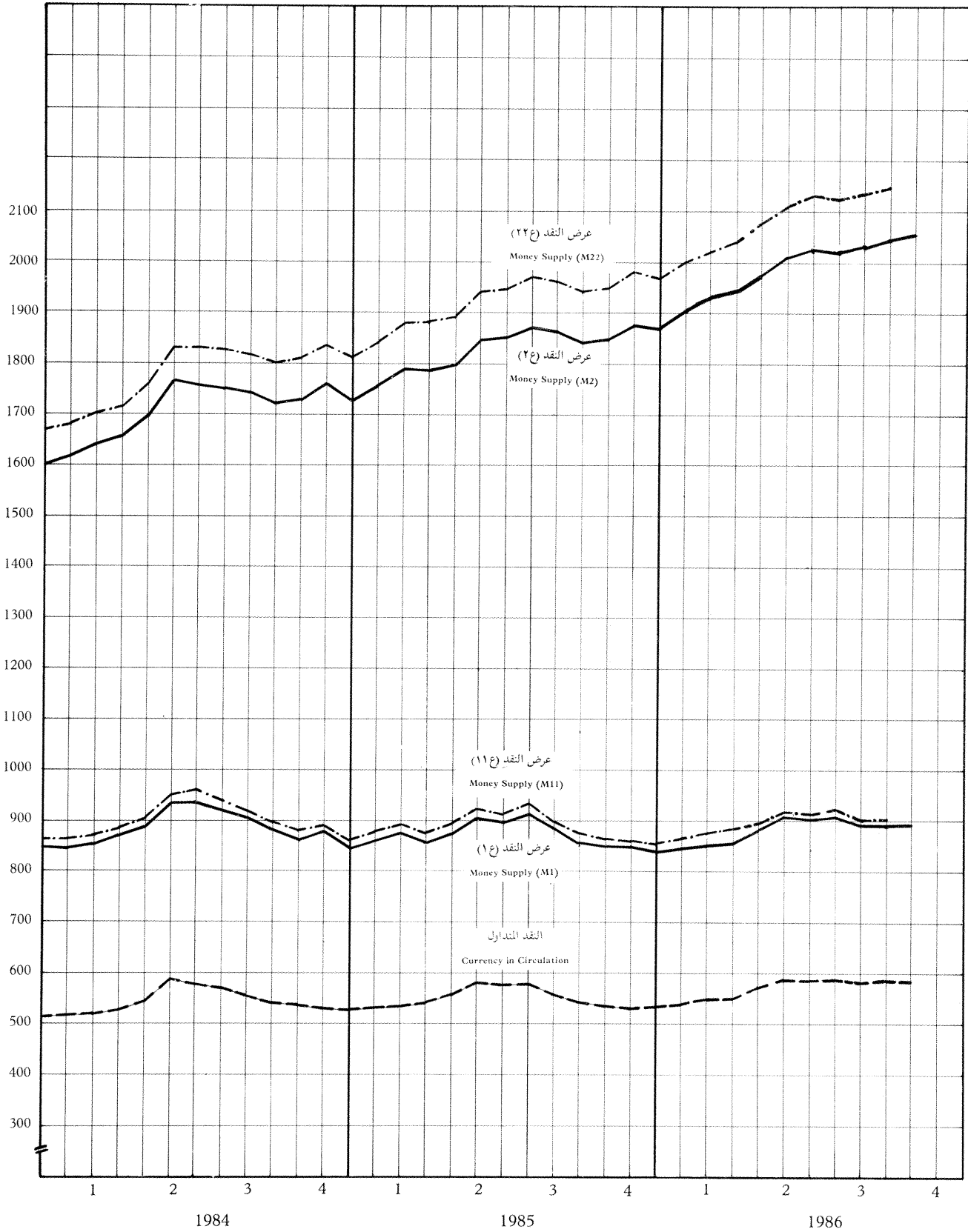
\*\*\* (ع ٢٢) = (ع ١١) + شبه النقد + وودائع التوفير والأجل لدى (مؤسسات الإقراض المتخصصة والمؤسسات المالية الأخرى وصندوق التوفير البريدي).

(١) عرض النقد

(1) Money Supply

مليون دينار

Million JD



## (5) العوامل المؤثرة في عرض النقد

## (5) Factors Affecting Money Supply

Changes in thousands of JDs

التغير بالآلاف الدنانير

|   | تشرين الثاني<br>Nov. |                | كانون الثاني - تشرين الثاني<br>Jan. - Nov. |                | 1985           | 1984           | 1983           | 1982           |  |
|---|----------------------|----------------|--|----------------|----------------|----------------|----------------|----------------|--|
|   | 1986                 | 1985           | 1986                                       | 1985           |                |                |                |                |  |
| <b>A) PUBLIC SECTOR</b>                         | <b>18,347</b>        | <b>-5,437</b>  | <b>140,993</b>                             | <b>49,980</b>  | <b>39,597</b>  | <b>43,662</b>  | <b>8,593</b>   | <b>103,373</b> | <b>1) القطاع العام</b>                     |
| 1- Government                                   | 17,689               | -7,317         | 108,226                                    | 29,021         | 14,627         | 39,126         | -714           | 59,272         | 1- الحكومة                                 |
| a) Treasury bills                               | (1,659)              | (1,648)        | (19,985)                                   | (7,692)        | (7,559)        | (6,974)        | (11,156)       | (11,248)       | أ) اذونات الخزينة                          |
| b) Loans and advances                           | (8,935)              | (-8,000)       | (69,510)                                   | (22,725)       | (7,725)        | (15,097)       | (21,922)       | (19,500)       | ب) القروض والسلف                           |
| c) Bonds  | (1,916)              | (-6,358)       | (35,701)                                   | (-7,547)       | (-2,069)       | (8,942)        | (1,822)        | (13,895)       | ج) السندات                                 |
| d) Deposits (increase-)                         | (5,179)              | (5,393)        | (-16,970)                                  | (6,151)        | (1,412)        | (8,113)        | (-35,614)      | (14,629)       | د) الودائع (الزيادة -)                     |
| 2- Municipalities and public entities:          | 658                  | 1,880          | 32,767                                     | 20,959         | 24,970         | 4,536          | 9,307          | 44,101         | 2- البلديات والمؤسسات العامة:              |
| a) Loans and advances                           | (-1,433)             | (6,583)        | (34,004)                                   | (31,208)       | (34,500)       | (4,519)        | (15,838)       | (29,077)       | أ) القروض والسلف                           |
| b) Savings and time deposits (increase-)        | (2,091)              | (-4,703)       | (-1,237)                                   | (-10,249)      | (-9,530)       | (17)           | (-6,531)       | (15,024)       | ب) ودائع التوفير ولاجل (الزيادة -)         |
| <b>B) PRIVATE SECTOR ( RESIDENT )</b>           | <b>-4,422</b>        | <b>-10,001</b> | <b>-40,648</b>                             | <b>-52,183</b> | <b>-73,387</b> | <b>28,855</b>  | <b>43,931</b>  | <b>20,046</b>  | <b>ب) القطاع الخاص (مقيّم)</b>             |
| 1- Loans and advances                           | 5,325                | -9,600         | 90,449                                     | 53,595         | 59,616         | 154,833        | 143,172        | 145,163        | 1- القروض والسلف                           |
| 2- Corporate bonds                              | -10                  | 6,863          | 2,046                                      | 3,451          | 2,410          | 1,589          | 16,649         | 20,632         | 2- اسناد القرض                             |
| 3- Savings and time deposits (increase-)        | -10,029              | -7,369         | -135,300                                   | -111,355       | -137,820       | -133,548       | -123,365       | -152,644       | 3- ودائع التوفير ولاجل (الزيادة -)         |
| 4- Domestic investments                         | 292                  | 105            | 2,157                                      | 2,126          | 2,407          | 5,981          | 7,475          | 6,895          | 4- الاستثمارات المحلية                     |
| <b>C) FOREIGN SECTOR</b>                        | <b>-467</b>          | <b>3,125</b>   | <b>-13,721</b>                             | <b>3,490</b>   | <b>24,323</b>  | <b>-63,459</b> | <b>38,344</b>  | <b>-61,835</b> | <b>ج) القطاع الاجنبي</b>                   |
| 1- Foreign assets                               | -3,582               | 15,437         | -1,630                                     | 14,505         | 45,826         | 5,088          | 84,600         | -38,530        | 1- الموجودات الاجنبية                      |
| 2- Foreign liabilities (increase-)              | 3,115                | -12,312        | -12,091                                    | -11,015        | -21,503        | -68,547        | -46,256        | -23,305        | 2- المطلوبات الاجنبية (الزيادة -)          |
| <b>D) CAPITAL AND RESERVES (increase-)</b>      | <b>-93</b>           | <b>-63</b>     | <b>-7,301</b>                              | <b>7,577</b>   | <b>-11,543</b> | <b>-18,561</b> | <b>-11,181</b> | <b>-43,468</b> | <b>د) رأس المال واحتياطيات (الزيادة -)</b> |
| <b>E) OTHER FACTORS (increase-)</b>             | <b>-12,291</b>       | <b>5,860</b>   | <b>-39,455</b>                             | <b>-38,485</b> | <b>-9,159</b>  | <b>18,477</b>  | <b>2,227</b>   | <b>67,731</b>  | <b>هـ) العوامل الاخرى (الزيادة -)</b>      |
| <b>Change in money supply ( M<sub>1</sub> )</b> | <b>1,074</b>         | <b>-6,516</b>  | <b>39,868</b>                              | <b>-29,621</b> | <b>-30,169</b> | <b>8,974</b>   | <b>81,914</b>  | <b>85,847</b>  | <b>التغير في عرض النقد (ع)</b>             |
| 1- Currency in circulation                      | -3,195               | -8,964         | 48,633                                     | 4,783          | 1,270          | 14,475         | 46,068         | 57,671         | 1- النقد المتداول                          |
| 2- Demand deposits                              | 4,269                | 2,448          | -8,765                                     | -34,404        | -31,439        | -5,501         | 35,846         | 28,176         | 2- ودائع تحت الطلب                         |
| a) Private sector (resident)                    | 5,717                | 3,041          | 2,790                                      | -28,259        | -33,215        | 825            | 28,676         | 24,346         | أ) القطاع الخاص (مقيّم)                    |
| b) Municipalities and public entities           | -1,448               | -593           | -11,555                                    | -6,145         | 1,776          | -6,326         | 7,170          | 3,830          | ب) البلديات والمؤسسات العامة               |

(٦) القاعدة النقدية

(6) Reserve Money

الف دينار

Thousand JD

| المجموع العام<br>Grand total | الجهاز المالي *<br>Financial System * |  |   |   | القطاع العام<br>Public Sector  | النقد لدى الجمهور<br>Currency with the Public |                        |                              | نهاية الفترة<br>End of Period |
|------------------------------|---------------------------------------|--|---|---|--|---|------------------------|------------------------------|-------------------------------|
|                              | المجموع<br>Total                      | المؤسسات<br>العالية<br>Financial<br>institutions | مؤسسات<br>الائتمان<br>المتخصصة<br>Specialised<br>credit<br>institutions | البنوك<br>التجارية<br>Commercial<br>banks | ودائع المؤسسات<br>العامة<br>(تحت الطلب)<br>Demand<br>deposits by<br>public<br>entities | المجموع<br>Total                              | النقد المعدني<br>Coins | الاوراق النقدية<br>Banknotes |                               |
| 173,549                      | 33,458                                | -  | 90  | 33,368                                    | 1,146  | 138,945                                       | 1,562                  | 137,383                      | 1975                          |
| 216,421                      | 53,957                                | -  | 330   | 53,627                                    | 1,113  | 161,351                                       | 1,813                  | 159,538                      | 1976                          |
| 255,226                      | 66,586                                | -  | 563   | 66,023                                    | 657  | 187,983                                       | 2,211                  | 185,772                      | 1977                          |
| 299,912                      | 79,417                                | 3  | 339   | 79,075                                    | 1,059  | 219,436                                       | 2,408                  | 217,028                      | 1978                          |
| 380,310                      | 97,159                                | 8  | 870   | 96,281                                    | 7,800  | 275,351                                       | 2,825                  | 272,526                      | 1979                          |
| 481,406                      | 113,983                               | 18   | 2,725   | 111,240                                   | 16,578   | 350,845                                       | 3,344                  | 347,501                      | 1980                          |
| 534,104                      | 113,895                               | 111  | 1,903   | 111,881                                   | 8,043  | 412,166                                       | 3,956                  | 408,210                      | 1981                          |
| 596,531                      | 115,855                               | 122  | 2,569   | 113,164                                   | 10,828   | 469,848                                       | 4,473                  | 465,375                      | 1982                          |
| 664,133                      | 135,023                               | 1,224  | 2,115   | 131,684                                   | 13,819   | 515,291                                       | 4,935                  | 510,356                      | 1983                          |
| 676,998                      | 137,114                               | 1,221  | 2,583   | 133,310                                   | 9,790  | 530,094                                       | 5,274                  | 524,820                      | 1984                          |
| 702,686                      | 164,229                               | 1,389  | 2,431   | 160,409                                   | 7,153  | 531,304                                       | 5,623                  | 525,681                      | 1985                          |
| 690,549                      | 124,168                               | 857  | 88  | 123,223                                   | 11,589   | 554,792                                       | 5,311                  | 549,481                      | Sep. 1984<br>أيلول            |
| 678,841                      | 126,565                               | 772  | 121   | 125,672                                   | 10,353   | 541,923                                       | 5,292                  | 536,631                      | Oct.                          |
| 664,058                      | 119,927                               | 399  | 2,238   | 117,290                                   | 8,613  | 535,518                                       | 5,279                  | 530,239                      | Nov.                          |
| 676,998                      | 137,114                               | 1,221  | 2,583   | 133,310                                   | 9,790  | 530,094                                       | 5,274                  | 524,820                      | Dec.<br>كانون الاول           |
| 666,161                      | 129,580                               | 424  | 1,884   | 127,272                                   | 8,257  | 528,324                                       | 5,303                  | 523,021                      | Jan. 1985<br>كانون الثاني     |
| 668,709                      | 128,423                               | 590  | 2,378   | 125,455                                   | 9,475  | 530,811                                       | 5,372                  | 525,439                      | Feb.<br>شباط                  |
| 659,325                      | 117,952                               | 536  | 1,710   | 115,706                                   | 8,168  | 533,205                                       | 5,358                  | 527,847                      | Mar.<br>آذار                  |
| 659,548                      | 110,956                               | 859  | 2,076   | 108,021                                   | 8,252  | 540,340                                       | 5,376                  | 534,964                      | Apr.<br>نيسان                 |
| 690,900                      | 124,469                               | 563  | 1,899   | 122,007                                   | 8,285  | 558,146                                       | 5,480                  | 552,666                      | May<br>ايار                   |
| 706,244                      | 117,132                               | 705  | 2,493   | 113,934                                   | 9,486  | 579,626                                       | 5,603                  | 574,023                      | June<br>حزيران                |
| 720,272                      | 134,919                               | 813  | 1,558   | 132,548                                   | 9,857  | 575,496                                       | 5,648                  | 569,848                      | July<br>تموز                  |
| 715,766                      | 126,928                               | 675  | 2,316   | 123,937                                   | 11,493   | 577,345                                       | 5,713                  | 571,632                      | Aug.<br>آب                    |
| 687,750                      | 118,781                               | 833  | 1,692   | 116,256                                   | 11,742   | 557,227                                       | 5,708                  | 551,519                      | Sep.<br>أيلول                 |
| 689,725                      | 137,665                               | 922  | 1,717   | 135,026                                   | 8,173  | 543,887                                       | 5,671                  | 538,216                      | Oct.<br>تشرين الاول           |
| 683,319                      | 140,446                               | 669  | 1,881   | 137,896                                   | 7,968  | 534,905                                       | 5,634                  | 529,271                      | Nov.<br>تشرين الثاني          |
| 702,686                      | 164,229                               | 1,389  | 2,431   | 160,409                                   | 7,153  | 531,304                                       | 5,623                  | 525,681                      | Dec.<br>كانون الاول           |
| 694,140                      | 157,697                               | 511  | 1,737   | 155,449                                   | 2,706  | 533,737                                       | 5,652                  | 528,085                      | Jan. 1986<br>كانون الثاني     |
| 704,577                      | 165,712                               | 791  | 2,169   | 162,752                                   | 2,259  | 536,606                                       | 5,665                  | 530,941                      | Feb.<br>شباط                  |
| 715,590                      | 169,717                               | 919  | 1,587   | 167,611                                   | 1,280  | 544,593                                       | 5,677                  | 538,916                      | Mar.<br>آذار                  |
| 709,455                      | 155,486                               | 897  | 1,665   | 152,924                                   | 1,847  | 552,122                                       | 5,711                  | 546,411                      | Apr.<br>نيسان                 |
| 718,476                      | 145,296                               | 523  | 1,715   | 143,058                                   | 1,918  | 571,262                                       | 5,804                  | 565,458                      | May<br>ايار                   |
| 760,792                      | 170,202                               | 723  | 1,757   | 167,722                                   | 2,673  | 587,917                                       | 5,815                  | 582,102                      | June<br>حزيران                |
| 758,485                      | 166,920                               | 477  | 1,267   | 165,176                                   | 3,357  | 588,208                                       | 5,816                  | 582,392                      | July<br>تموز                  |
| 769,586                      | 177,768                               | 537  | 1,702   | 175,529                                   | 2,669  | 589,149                                       | 5,828                  | 583,321                      | Aug.<br>آب                    |
| 759,529                      | 177,041                               | 2,601  | 1,694   | 172,746                                   | 2,537  | 579,951                                       | 5,819                  | 574,132                      | Sep.<br>أيلول                 |
| 762,325                      | 177,819                               | 2,115  | 1,524   | 174,180                                   | 1,369  | 583,137                                       | 5,791                  | 577,346                      | Oct.<br>تشرين الاول           |
| 765,243                      | 183,846                               | 1,848  | 1,825   | 180,173                                   | 1,411  | 579,986                                       | 5,807                  | 574,179                      | Nov.<br>تشرين الثاني          |

\* Deposits with the Central Bank of Jordan + Cash.

\* الودائع لدى البنك المركزي + النقد في الصندوق

(V) الأرصدة من الذهب والعملات الأجنبية

Thousand JD

(7) Gold and Foreign Exchange Reserves

الف دينار

| المجموع<br>الكلي<br>Grand<br>total | المؤسسات<br>المالية<br>Financial<br>institutions | البنوك<br>التجارية<br>Commercial<br>banks | البنك المركزي    |  |  |                              |  | ذمب<br>Gold | نهاية الفترة<br>End of Period |
|------------------------------------|--|---|------------------|--|--|------------------------------|--|-------------|-------------------------------|
|                                    |  |   | المجموع<br>Total | موجودات<br>أجنبية<br>أخرى<br>Other*<br>foreign<br>assets | العملات<br>الأجنبية<br>Foreign<br>exchange | حقوق السحب<br>الخاصة<br>SDRs | الاحتياطي<br>الشرطي<br>لدى صندوق<br>التقدي الدولي<br>IMF<br>reserve<br>tranche<br>position |             |                               |
| 174,724                            | -  | 12,451                                    | 162,273          | -  | 146,363                                    | 2,864                        | 2,236  | 10,810      | 1975                          |
| 204,950                            | -  | 19,237                                    | 185,713          | -  | 154,408                                    | 2,861                        | 2,237  | 26,207      | 1976                          |
| 271,860                            | -  | 36,733                                    | 235,127          | -  | 203,533                                    | 2,857                        | 2,211  | 26,526      | 1977                          |
| 360,888                            | -  | 74,632                                    | 286,256          | -  | 254,523                                    | 2,850                        | 2,213  | 26,670      | 1978                          |
| 450,902                            | 6  | 80,064                                    | 370,832          | -  | 335,748                                    | 4,249                        | 4,019  | 26,816      | 1979                          |
| 624,145                            | 1,497  | 205,213                                   | 417,435          | -  | 341,453                                    | 4,526                        | 7,148  | 64,308      | 1980                          |
| 671,655                            | 4,792  | 233,293                                   | 433,570          | -  | 353,870                                    | 5,998                        | 6,501  | 67,201      | 1981                          |
| 632,388                            | 4,055  | 255,398                                   | 372,935          | -  | 291,298                                    | 6,390                        | 6,492  | 68,755      | 1982                          |
| 729,559                            | 16,626   | 304,387                                   | 408,546          | 28,288   | 296,610                                    | 6,733                        | 2,802  | 74,113      | 1983                          |
| 740,871                            | 22,850   | 330,528                                   | 387,493          | 109,330  | 202,316                                    | 6,123                        | -  | 69,724      | 1984                          |
| 781,351                            | 17,504   | 384,893                                   | 378,954          | 154,011  | 146,628                                    | 8,527                        | -  | 69,788      | 1985                          |
| 731,233                            | 16,675   | 301,535                                   | 413,023          | 96,570   | 240,080                                    | 6,651                        | -  | 69,722      | Sep. 1984<br>أيلول            |
| 729,011                            | 18,108   | 313,299                                   | 397,604          | 101,363  | 220,349                                    | 6,170                        | -  | 69,722      | Oct. تشرين الأول              |
| 712,063                            | 21,533   | 313,658                                   | 376,872          | 103,209  | 197,818                                    | 6,123                        | -  | 69,722      | Nov. تشرين الثاني             |
| 740,871                            | 22,850   | 330,528                                   | 387,493          | 109,330  | 202,316                                    | 6,123                        | -  | 69,724      | Dec. كانون الأول              |
| 714,897                            | 15,661   | 323,024                                   | 376,212          | 116,569  | 183,903                                    | 6,016                        | -  | 69,724      | Jan. كانون الثاني             |
| 738,526                            | 16,876   | 341,351                                   | 380,299          | 124,757  | 179,827                                    | 5,982                        | -  | 69,733      | Feb. شباط                     |
| 719,479                            | 17,875   | 364,586                                   | 337,018          | 123,937  | 137,397                                    | 5,951                        | -  | 69,733      | Mar. آذار                     |
| 701,824                            | 16,565   | 346,296                                   | 338,963          | 130,913  | 132,375                                    | 5,942                        | -  | 69,733      | Apr. نيسان                    |
| 722,057                            | 19,998   | 341,817                                   | 360,242          | 135,591  | 149,351                                    | 5,562                        | -  | 69,738      | May. أيار                     |
| 716,775                            | 21,283   | 335,893                                   | 359,599          | 138,463  | 145,828                                    | 5,561                        | -  | 69,747      | June. حزيران                  |
| 798,046                            | 21,002   | 344,098                                   | 432,946          | 145,220  | 212,429                                    | 5,550                        | -  | 69,747      | July. تموز                    |
| 745,532                            | 18,789   | 336,799                                   | 389,944          | 145,540  | 169,129                                    | 5,525                        | -  | 69,750      | Aug. آب                       |
| 728,057                            | 18,859   | 334,267                                   | 374,931          | 145,191  | 154,853                                    | 5,133                        | -  | 69,754      | Sep. أيلول                    |
| 733,076                            | 15,987   | 344,650                                   | 372,439          | 150,258  | 147,314                                    | 5,113                        | -  | 69,754      | Oct. تشرين الأول              |
| 750,560                            | 18,034   | 362,270                                   | 370,256          | 153,240  | 142,539                                    | 4,720                        | -  | 69,757      | Nov. تشرين الثاني             |
| 781,351                            | 17,504   | 384,893                                   | 378,954          | 154,011  | 146,628                                    | 8,527                        | -  | 69,788      | Dec. كانون الأول              |
| 738,639                            | 13,953   | 360,733                                   | 363,953          | 161,033  | 124,605                                    | 8,527                        | -  | 69,788      | Jan. كانون الثاني             |
| 740,234                            | 15,294   | 360,610                                   | 364,330          | 168,873  | 117,589                                    | 8,063                        | -  | 69,805      | Feb. شباط                     |
| 763,739                            | 15,590   | 355,426                                   | 392,723          | 172,830  | 142,039                                    | 8,037                        | -  | 69,817      | Mar. آذار                     |
| 736,739                            | 16,214   | 349,740                                   | 370,785          | 175,543  | 117,374                                    | 8,037                        | -  | 69,831      | Apr. نيسان                    |
| 735,157                            | 15,615   | 362,759                                   | 356,783          | 176,151  | 103,075                                    | 7,718                        | -  | 69,839      | May. أيار                     |
| 758,087                            | 13,630   | 388,539                                   | 355,918          | 175,020  | 105,187                                    | 5,868                        | -  | 69,843      | June. حزيران                  |
| 760,997                            | 17,269   | 370,678                                   | 373,050          | 177,863  | 119,565                                    | 5,743                        | -  | 69,879      | July. تموز                    |
| 752,168                            | 17,557   | 384,016                                   | 350,595          | 180,834  | 94,251                                     | 5,628                        | -  | 69,882      | Aug. آب                       |
| 785,790                            | 14,062   | 390,266                                   | 381,462          | 180,518  | 125,727                                    | 5,291                        | -  | 69,926      | Sep. أيلول                    |
| 781,111                            | 15,312   | 395,985                                   | 369,814          | 179,884  | 114,685                                    | 5,291                        | -  | 69,954      | Oct. تشرين الأول              |
| 780,100                            | 17,883   | 395,450                                   | 366,767          | 180,346  | 111,567                                    | 4,893                        | -  | 69,961      | Nov. تشرين الثاني             |

\* Pertains to Central Bank's credit to abroad.

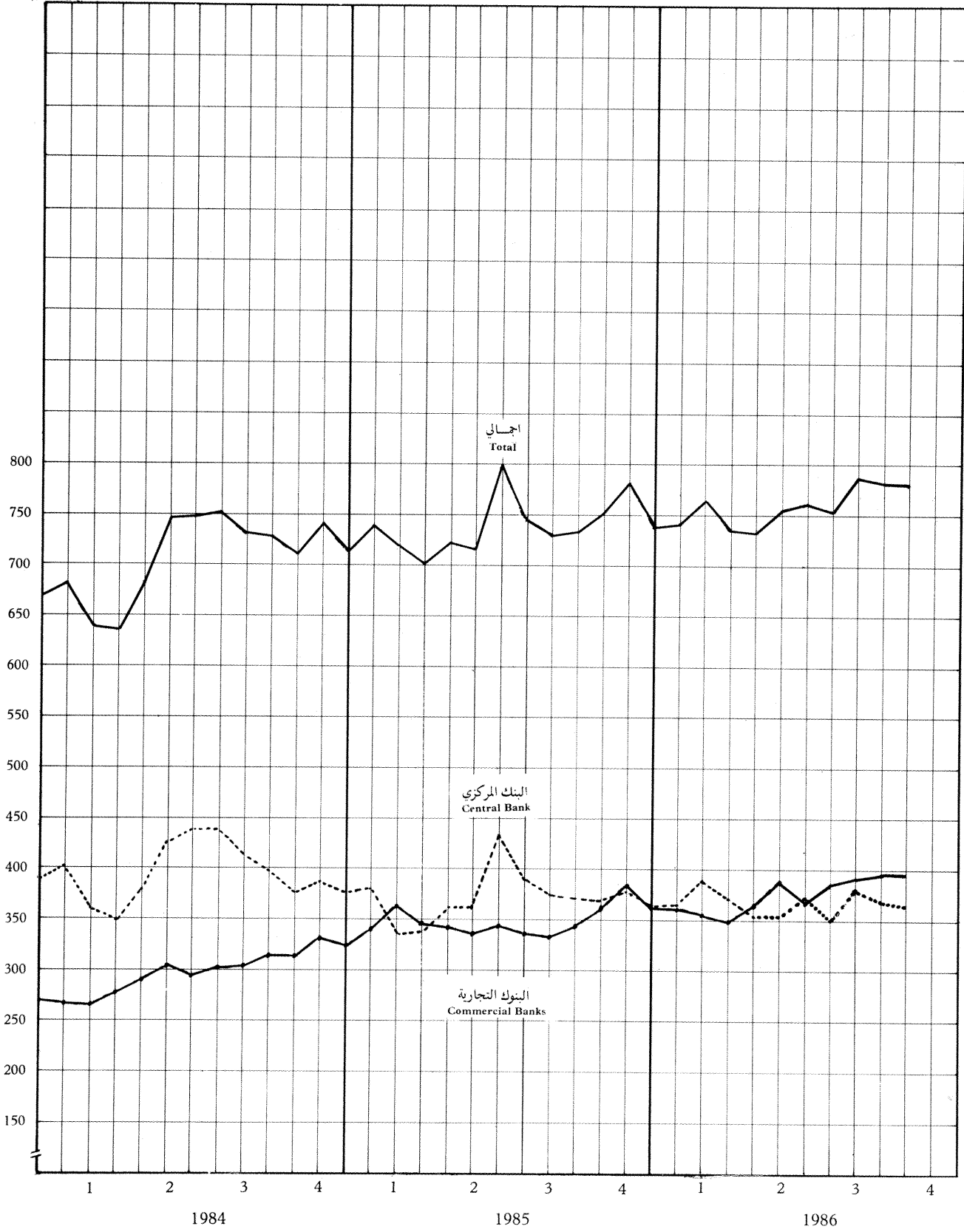
\* ناجمة عن تسهيلات البنك للخارج

(٢) الارصدة من الذهب والعملات الاجنبية

(2) Gold and Foreign Exchange Reserves

مليون دينار

Million JD



(٨) موجودات ومطلوبات البنك المركزي الأردني  
(8) Assets and Liabilities of the Central Bank of Jordan

الف دينار

الموجودات

| موجودات محررة بالعملة الأردنية  |   | موجودات بعملات اجنبية اخرى<br>Assets in other foreign currencies | موجودات محررة بعملة قابلة للتحويل<br>Assets in convertible currencies |                                     |                                |                     | حقوق السحب الخاصة<br>SDRs | الذهب<br>Gold | نهاية الفترة |
|---|---|--|---|-------------------------------------|--------------------------------|---------------------|---------------------------|---------------|--------------|
| المساهمة في المؤسسات المالية المحلية<br>Contributions to local financial institutions | ودائع لدى البنوك المحلية<br>Deposits with comm. banks |  | المجموع<br>Total  | ارصدة وودائع<br>Balances & deposits | اذونات خزينة<br>Treasury bills | سندات<br>Securities |                           |               |              |
| 1,000   | 4,008   | 2,051  | 144,312   | 125,982                             | 20                             | 18,310              | 2,864                     | 13,046        | ١٩٧٥         |
| 1,250   | 3,807   | 4,328  | 150,080   | 120,704                             | 52                             | 29,324              | 2,861                     | 28,444        | ١٩٧٦         |
| 1,250   | 3,707   | 6,426  | 197,107   | 163,927                             | 161                            | 33,019              | 2,858                     | 28,736        | ١٩٧٧         |
| 1,250   | 3,407   | 7,778  | 254,041   | 218,759                             | 171                            | 35,111              | 2,850                     | 28,883        | ١٩٧٨         |
| 1,600   | 3,007   | 9,926  | 335,529   | 297,858                             | 168                            | 37,503              | 4,249                     | 30,835        | ١٩٧٩         |
| 1,775   | 2,607   | 12,355   | 341,136   | 296,179                             | 159                            | 44,798              | 4,526                     | 71,456        | ١٩٨٠         |
| 2,275   | 2,207   | 15,789   | 353,437   | 302,387                             | -                              | 51,050              | 5,998                     | 73,702        | ١٩٨١         |
| 2,275   | 1,807   | 17,745   | 290,875   | 249,356                             | -                              | 41,519              | 6,390                     | 75,247        | ١٩٨٢         |
| 2,275   | 1,407   | 50,073   | 296,425   | 256,038                             | -                              | 40,387              | 6,733                     | 76,915        | ١٩٨٣         |
| 1,750   | 1,007   | 134,110  | 202,104   | 157,682                             | -                              | 44,422              | 6,123                     | 69,724        | ١٩٨٤         |
| 1,750   | 607   | 183,353  | 146,418   | 101,722                             | -                              | 44,696              | 8,527                     | 69,788        | ١٩٨٥         |
| 1,750   | 1,107   | 121,351  | 239,867   | 195,872                             | -                              | 43,995              | 6,652                     | 69,722        | ايلول ١٩٨٤   |
| 1,750   | 1,107   | 126,160  | 220,120   | 177,176                             | 13                             | 42,931              | 6,170                     | 69,722        | تشرين الاول  |
| 1,750   | 1,107   | 127,994  | 197,601   | 154,534                             | -                              | 43,067              | 6,123                     | 69,722        | تشرين الثاني |
| 1,750   | 1,007   | 134,110  | 202,104   | 157,682                             | -                              | 44,422              | 6,123                     | 69,724        | كانون الاول  |
| 1,750   | 1,007   | 144,295  | 183,636   | 139,891                             | -                              | 43,745              | 6,017                     | 69,724        | ١٩٨٥         |
| 1,750   | 1,007   | 152,486  | 179,557   | 133,667                             | -                              | 45,890              | 5,983                     | 69,733        | كانون الثاني |
| 1,750   | 1,007   | 151,673  | 137,120   | 87,664                              | -                              | 49,456              | 5,951                     | 69,733        | شباط         |
| 1,750   | 907   | 160,214  | 132,208   | 83,609                              | -                              | 48,599              | 5,942                     | 69,733        | آذار         |
| 1,750   | 907   | 164,888  | 149,187   | 99,590                              | -                              | 49,597              | 5,562                     | 69,738        | نيسان        |
| 1,750   | 807   | 167,742  | 145,682   | 96,395                              | -                              | 49,287              | 5,561                     | 69,747        | ايار         |
| 1,750   | 807   | 174,486  | 212,295   | 162,498                             | -                              | 49,797              | 5,550                     | 69,747        | حزيران       |
| 1,750   | 807   | 174,830  | 168,972   | 121,565                             | -                              | 47,407              | 5,525                     | 69,750        | تموز         |
| 1,750   | 707   | 174,522  | 154,655   | 106,821                             | -                              | 47,834              | 5,133                     | 69,754        | آب           |
| 1,750   | 707   | 179,598  | 147,106   | 102,340                             | -                              | 44,766              | 5,113                     | 69,754        | ايلول        |
| 1,750   | 707   | 182,573  | 142,339   | 98,317                              | -                              | 44,022              | 4,720                     | 69,757        | تشرين الاول  |
| 1,750   | 607   | 183,353  | 146,418   | 101,722                             | -                              | 44,696              | 8,527                     | 69,788        | تشرين الثاني |
| 1,750   | 607   | 190,429  | 124,387   | 81,147                              | -                              | 43,240              | 8,527                     | 69,788        | كانون الاول  |
| 1,750   | 607   | 201,030  | 117,349   | 79,416                              | -                              | 37,933              | 8,063                     | 69,805        | كانون الثاني |
| 1,750   | 507   | 204,967  | 141,820   | 107,132                             | -                              | 34,688              | 8,037                     | 69,817        | شباط         |
| 1,750   | 507   | 207,678  | 117,156   | 84,288                              | -                              | 32,868              | 8,037                     | 69,831        | آذار         |
| 1,750   | 507   | 208,284  | 102,859   | 72,078                              | -                              | 30,781              | 7,718                     | 69,839        | نيسان        |
| 1,750   | 407   | 207,144  | 104,981   | 81,207                              | -                              | 23,774              | 5,868                     | 69,843        | ايار         |
| 1,750   | 407   | 209,999  | 119,347   | 104,903                             | -                              | 14,444              | 5,743                     | 69,879        | حزيران       |
| 1,750   | 407   | 213,015  | 93,987  | 80,796                              | -                              | 13,191              | 5,628                     | 69,882        | تموز         |
| 1,750   | 307   | 212,671  | 125,492   | 113,386                             | -                              | 12,106              | 5,291                     | 69,926        | آب           |
| 1,750   | 307   | 212,084  | 114,403   | 104,381                             | -                              | 10,022              | 5,291                     | 69,954        | ايلول        |
| 1,750   | 307   | 212,555  | 111,276   | 101,254                             | -                              | 10,022              | 4,893                     | 69,961        | تشرين الاول  |
|   |   |  |   |                                     |                                |                     |                           |               | تشرين الثاني |

## (٨) موجودات ومطلوبات البنك المركزي الاردني (تابع)

## (8) Assets and Liabilities of the Central Bank of Jordan (Con.)

Assets

Thousand JD

| End of Period | مجموع<br>الموجودات<br>Total assets | Assets in JD     |                              |                                   |  |  |  |  |  |                                      |
|---------------|------------------------------------|------------------|------------------------------|-----------------------------------|--|--|--|--|--|--------------------------------------|
|               |                                    | المجموع<br>Total | موجودات اخرى<br>Other assets | اذونات خزينة<br>Treasury<br>bills | سندات الحكومة<br>والعقوبات العامة<br>Govt. &<br>public<br>Corps. bonds | القروض والسلف<br>Loans and advances to |  |  |  |                                      |
|               |                                    |                  |                              |                                   |  | القطاع الخاص<br>Private<br>sector      | مؤسسات<br>الافراض المتخصصة<br>Specialized<br>Credit insts. | البنوك التجارية<br>Commercial<br>banks | مؤسسات مالية<br>اخرى<br>Other<br>financial<br>institutions | الحكومة<br>المركزية<br>Central Govt. |
| 1975          | 199,872                            | 37,599           | 3,777                        | 9,335                             | 1,507  | 307                                    | 4,295  | -                                      | -  | 13,370                               |
| 1976          | 252,622                            | 66,909           | 11,680                       | 18,135                            | 80   | 495                                    | 9,152  | 2,000                                  | -  | 20,310                               |
| 1977          | 309,351                            | 74,224           | 3,421                        | 14,818                            | 6,348  | 1,216                                  | 13,643   | 981                                    | -  | 28,840                               |
| 1978          | 368,611                            | 75,059           | 4,946                        | 1,013                             | 8,301  | 972                                    | 17,990   | -                                      | -  | 37,180                               |
| 1979          | 456,737                            | 76,198           | 6,185                        | 10,786                            | 10,468   | 2,364                                  | 16,428   | -                                      | -  | 25,360                               |
| 1980          | 578,536                            | 149,063          | 11,199                       | 31,180                            | 28,111   | 1,947                                  | 21,424   | -                                      | -  | 50,820                               |
| 1981          | 631,199                            | 182,273          | 11,021                       | 40,974                            | 22,676   | 3,998                                  | 33,191   | 931                                    | -  | 65,000                               |
| 1982          | 690,189                            | 299,932          | 51,862                       | 49,339                            | 38,091   | 2,806                                  | 58,312   | 6,967                                  | 3,973  | 84,500                               |
| 1983          | 759,391                            | 329,245          | 27,775                       | 32,439                            | 40,171   | 3,162                                  | 91,603   | 11,952                                 | 12,039   | 106,422                              |
| 1984          | 750,637                            | 338,576          | 53,509                       | -                                 | 28,830   | 3,336                                  | 88,483   | 19,756                                 | 20,386   | 121,519                              |
| 1985          | 763,950                            | 355,864          | 57,324                       | -                                 | 16,946   | 3,712                                  | 101,552  | 22,570                                 | 22,159   | 129,244                              |
| Sep. 1984     | 803,848                            | 366,256          | 59,569                       | 469                               | 31,783   | 3,276                                  | 84,339   | 12,097                                 | 21,347   | 150,519                              |
| Oct.          | 796,303                            | 374,131          | 56,622                       | 1,234                             | 31,104   | 3,293                                  | 86,403   | 20,683                                 | 21,516   | 150,419                              |
| Nov.          | 784,435                            | 382,995          | 57,687                       | 178                               | 31,409   | 3,311                                  | 88,008   | 21,577                                 | 20,449   | 157,519                              |
| Dec.          | 750,637                            | 338,576          | 53,509                       | -                                 | 28,830   | 3,336                                  | 88,483   | 19,756                                 | 20,386   | 121,519                              |
| Jan. 1985     | 747,042                            | 343,370          | 49,600                       | -                                 | 28,648   | 3,366                                  | 88,039   | 21,297                                 | 20,419   | 129,244                              |
| Feb.          | 758,023                            | 350,264          | 52,283                       | 1,328                             | 28,271   | 3,404                                  | 94,168   | 21,614                                 | 20,205   | 126,234                              |
| Mar.          | 724,779                            | 360,302          | 52,980                       | 222                               | 27,901   | 3,434                                  | 94,852   | 22,243                                 | 19,669   | 136,244                              |
| Apr.          | 731,556                            | 363,459          | 53,917                       | -                                 | 27,857   | 3,449                                  | 99,491   | 19,370                                 | 20,474   | 136,244                              |
| May           | 776,972                            | 387,597          | 56,230                       | 12,576                            | 27,825   | 3,470                                  | 99,538   | 21,105                                 | 19,952   | 144,244                              |
| June          | 774,000                            | 385,268          | 55,016                       | 7,638                             | 30,267   | 3,492                                  | 99,859   | 20,176                                 | 22,019   | 144,244                              |
| July          | 818,600                            | 356,522          | 52,654                       | -                                 | 25,575   | 3,518                                  | 99,969   | 20,990                                 | 22,365   | 128,894                              |
| Aug.          | 794,849                            | 375,772          | 54,588                       | 622                               | 25,114   | 3,570                                  | 100,261  | 20,839                                 | 23,977   | 144,244                              |
| Sep.          | 783,153                            | 379,089          | 58,983                       | -                                 | 25,055   | 3,612                                  | 101,012  | 21,718                                 | 22,373   | 143,879                              |
| Oct.          | 771,891                            | 370,320          | 53,443                       | -                                 | 16,882   | 3,654                                  | 98,445   | 21,305                                 | 21,890   | 152,244                              |
| Nov.          | 766,446                            | 367,057          | 57,599                       | -                                 | 16,169   | 3,712                                  | 100,819  | 20,712                                 | 21,345   | 144,244                              |
| Dec.          | 763,950                            | 355,864          | 57,324                       | -                                 | 16,946   | 3,712                                  | 101,552  | 22,570                                 | 22,159   | 129,244                              |
| Jan. 1986     | 746,308                            | 353,177          | 56,767                       | -                                 | 10,085   | 3,730                                  | 100,954  | 23,947                                 | 21,583   | 133,754                              |
| Feb.          | 765,997                            | 369,750          | 58,605                       | -                                 | 24,024   | 3,737                                  | 102,147  | 23,750                                 | 21,376   | 133,754                              |
| Mar.          | 775,131                            | 350,490          | 57,868                       | -                                 | 8,013  | 3,741                                  | 101,395  | 21,251                                 | 20,711   | 135,254                              |
| Apr.          | 770,849                            | 368,147          | 55,634                       | -                                 | 23,162   | 4,411                                  | 102,524  | 20,716                                 | 20,189   | 139,254                              |
| May           | 788,796                            | 400,096          | 62,908                       | -                                 | 28,267   | 4,317                                  | 102,534  | 27,643                                 | 21,916   | 150,254                              |
| June          | 830,252                            | 442,416          | 57,926                       | -                                 | 26,704   | 4,114                                  | 101,274  | 33,207                                 | 24,280   | 192,754                              |
| July          | 833,532                            | 428,564          | 53,526                       | -                                 | 13,710   | 4,072                                  | 104,568  | 31,733                                 | 26,044   | 192,754                              |
| Aug.          | 846,164                            | 463,652          | 65,456                       | -                                 | 25,447   | 4,121                                  | 106,687  | 33,830                                 | 27,200   | 198,754                              |
| Sep.          | 847,420                            | 434,040          | 55,114                       | -                                 | 10,725   | 4,212                                  | 107,422  | 32,212                                 | 28,834   | 193,464                              |
| Oct.          | 845,756                            | 444,024          | 54,308                       | -                                 | 24,129   | 4,696                                  | 108,031  | 32,003                                 | 28,981   | 189,819                              |
| Nov.          | 850,278                            | 451,593          | 51,444                       | -                                 | 25,193   | 4,712                                  | 108,160  | 34,298                                 | 26,975   | 198,754                              |

## (٨) موجودات ومطلوبات البنك المركزي الاردني (تابع)

الف دينار

(8) Assets and Liabilities of the Central Bank of Jordan (Con.)

المطلوبات

| الحسابات الجارية والودائع |                  |                            |                           |                 |                  |                |                  | النفذ المصدر<br>Currency issued | نهاية الفترة      |
|---------------------------|------------------|----------------------------|---------------------------|-----------------|------------------|----------------|------------------|---------------------------------|-------------------|
| Commercial Banks          |                  | International Institutions | Specialized credit insts. | Public Entities |                  | Government     |                  |                                 |                   |
| التجارية                  | البنوك           |                            |                           | المؤسسات العامة | الحكومة          | حسابات اخرى    | حسابات جارية     |                                 |                   |
| حسابات اخرى               | حسابات جارية     | حسابات جارية               | حسابات اخرى               | حسابات جارية    | حسابات اخرى      | حسابات جارية   | حسابات جارية     |                                 |                   |
| Other accounts            | Current accounts | International Institutions | Specialized credit insts. | Other accounts  | Current accounts | Other accounts | Current accounts | Currency issued                 |                   |
| 6,017                     | 24,457           | 507                        | 8                         | 196             | 1,146            | 6,655          | 7,462            | 141,921                         | ١٩٧٥              |
| 9,900                     | 40,289           | 181                        | 189                       | 746             | 1,113            | 2,595          | 7,422            | 164,930                         | ١٩٧٦              |
| 16,841                    | 44,993           | 406                        | 299                       | 404             | 657              | 2,125          | 21,744           | 192,436                         | ١٩٧٧              |
| 16,100                    | 58,125           | 452                        | 21                        | 90              | 1,059            | 6,861          | 24,540           | 224,607                         | ١٩٧٨              |
| 4,600                     | 85,625           | 3,399                      | 388                       | 92              | 7,800            | 2,703          | 28,832           | 281,897                         | ١٩٧٩              |
| 15,700                    | 89,164           | 521                        | 1,400                     | 3,548           | 16,578           | 88             | 34,920           | 358,564                         | ١٩٨٠              |
| 21,658                    | 82,356           | 1,232                      | 1,173                     | 1,451           | 8,042            | 3              | 39,331           | 420,872                         | ١٩٨١              |
| 15,853                    | 87,719           | 866                        | 1,591                     | 1,371           | 10,828           | -              | 23,571           | 480,528                         | ١٩٨٢              |
| 29,250                    | 91,076           | 622                        | 873                       | 536             | 13,819           | 1,167          | 39,095           | 528,613                         | ١٩٨٣              |
| 76,038                    | 46,562           | 1,155                      | 1,211                     | 1,827           | 9,790            | 962            | 16,526           | 542,554                         | ١٩٨٤              |
| 83,655                    | 65,038           | 708                        | 831                       | 3,445           | 7,153            | 71             | 6,630            | 545,042                         | ١٩٨٥              |
| 61,897                    | 49,626           | 805                        | (1,326)                   | 1,730           | 11,589           | 991            | 21,069           | 568,248                         | ١٩٨٤ أيلول        |
| 69,357                    | 45,491           | 668                        | (1,207)                   | 3,184           | 10,353           | 1,268          | 19,356           | 554,464                         | تشرين الاول       |
| 67,684                    | 39,876           | 643                        | 1,124                     | 1,510           | 8,613            | 1,196          | 20,369           | 546,701                         | تشرين الثاني      |
| 76,038                    | 46,562           | 1,155                      | 1,211                     | 1,827           | 9,790            | 962            | 16,526           | 542,554                         | كانون الاول       |
| 78,527                    | 39,097           | 640                        | 681                       | 948             | 8,257            | 962            | 23,199           | 539,478                         | ١٩٨٥ كانون الثاني |
| 74,665                    | 41,108           | 956                        | 1,242                     | 562             | 9,475            | 1,593          | 28,424           | 542,130                         | شباط              |
| 63,895                    | 40,705           | 634                        | 292                       | 784             | 8,168            | 1,229          | 408              | 546,005                         | آذار              |
| 50,004                    | 47,985           | 680                        | 806                       | 643             | 8,252            | 721            | 7,752            | 551,988                         | نيسان             |
| 67,107                    | 44,281           | 1,088                      | 633                       | 1,297           | 8,285            | 317            | 18,287           | 570,434                         | أيار              |
| 55,488                    | 45,371           | 994                        | 894                       | 568             | 9,486            | 317            | 1,849            | 594,888                         | حزيران            |
| 69,520                    | 51,809           | 960                        | 394                       | 2,180           | 9,857            | 1,055          | 25,784           | 588,479                         | تموز              |
| 63,026                    | 41,907           | 839                        | 472                       | 4,253           | 11,493           | 649            | 2,502            | 598,657                         | آب                |
| 57,097                    | 46,914           | 840                        | 380                       | 10,181          | 11,742           | 224            | 17,076           | 571,242                         | أيلول             |
| 77,641                    | 46,327           | 976                        | 497                       | 2,052           | 8,173            | 70             | 8,290            | 556,527                         | تشرين الاول       |
| 76,382                    | 49,610           | 830                        | 429                       | 4,410           | 7,968            | 71             | 4,849            | 548,636                         | تشرين الثاني      |
| 83,655                    | 65,038           | 708                        | 831                       | 3,445           | 7,153            | 71             | 6,630            | 545,042                         | كانون الاول       |
| 88,472                    | 56,297           | 728                        | 412                       | 1,236           | 2,706            | -              | -                | 546,079                         | ١٩٨٦ كانون الثاني |
| 95,342                    | 57,426           | 714                        | 742                       | 3,915           | 2,259            | 71             | 4,426            | 548,346                         | شباط              |
| 101,459                   | 54,678           | 779                        | 153                       | 2,523           | 1,280            | 71             | 505              | 557,888                         | آذار              |
| 87,881                    | 55,449           | 790                        | 419                       | 2,210           | 1,847            | -              | -                | 563,268                         | نيسان             |
| 85,626                    | 45,895           | 913                        | 495                       | 1,828           | 1,918            | -              | -                | 584,412                         | أيار              |
| 94,030                    | 61,502           | 709                        | 132                       | 1,739           | 2,673            | -              | -                | 602,122                         | حزيران            |
| 98,230                    | 54,917           | 709                        | 78                        | 827             | 3,357            | 572            | 377              | 601,828                         | تموز              |
| 102,330                   | 59,970           | 713                        | 279                       | 1,055           | 2,669            | -              | -                | 604,207                         | آب                |
| 106,119                   | 55,193           | 576                        | 118                       | 874             | 2,537            | 574            | 7,030            | 593,361                         | أيلول             |
| 107,120                   | 56,419           | 525                        | 170                       | 1,103           | 1,369            | 576            | 3,018            | 595,534                         | تشرين الاول       |
| 114,391                   | 54,441           | 555                        | 299                       | 742             | 1,411            | 577            | 3,921            | 593,257                         | تشرين الثاني      |

## (٨) موجودات ومطلوبات البنك المركزي الاردني (تابع)

## (8) Assets and Liabilities of the Central Bank of Jordan (Con.)

## Liabilities

Thousand JD

| End of period | مجموع المطلوبات<br>Total Liabilities | مطلوبات اخرى<br>Other Liabilities | المخصصات<br>Allowances | الاحتياطي العام<br>General reserves | رأس المال<br>Capital | ودائع بعملات<br>قابلة للتحويل<br>Deposits in convertible currencies | Current and Deposits Accounts |               |
|---------------|--------------------------------------|-----------------------------------|------------------------|-------------------------------------|----------------------|---|-------------------------------|---------------|
|               |                                      |                                   |                        |                                     |                      |   | المجموع<br>Total              | اخرى<br>Other |
| 1975          | 199,872                              | 538                               | 1,252                  | 4,000                               | 2,000                | 3,127   | 47,034                        | 586           |
| 1976          | 252,622                              | 3,124                             | 5,239                  | 4,000                               | 2,000                | 10,793  | 62,536                        | 101           |
| 1977          | 309,351                              | 4,390                             | 9,601                  | 4,000                               | 2,000                | 6,807   | 90,117                        | 2,648         |
| 1978          | 368,611                              | 2,250                             | 18,302                 | 4,000                               | 2,000                | 7,837   | 109,615                       | 2,367         |
| 1979          | 456,737                              | 4,309                             | 23,968                 | 4,000                               | 2,000                | 3,842   | 136,721                       | 3,282         |
| 1980          | 578,536                              | 4,879                             | 35,423                 | 4,000                               | 2,000                | 1,692   | 171,978                       | 10,059        |
| 1981          | 631,199                              | 10,341                            | 34,978                 | 4,000                               | 2,000                | 3,037   | 155,971                       | 725           |
| 1982          | 690,189                              | 25,841                            | 28,478                 | 4,000                               | 6,000                | 1,846   | 143,496                       | 1,697         |
| 1983          | 759,391                              | 16,109                            | 23,478                 | 6,000                               | 6,000                | 2,035   | 177,156                       | 718           |
| 1984          | 750,637                              | 8,520                             | 22,978                 | 12,000                              | 6,000                | 3,208   | 155,377                       | 1,306         |
| 1985          | 763,950                              | 8,474                             | 20,626                 | 12,000                              | 6,000                | 3,162   | 168,646                       | 1,115         |
| Sep. 1984     | 803,848                              | 49,317                            | 23,478                 | 6,000                               | 6,000                | 2,345   | 148,460                       | 2,079         |
| Oct.          | 796,303                              | 54,825                            | 23,478                 | 6,000                               | 6,000                | 2,386   | 149,150                       | 680           |
| Nov.          | 784,435                              | 57,898                            | 23,478                 | 6,000                               | 6,000                | 3,131   | 141,227                       | 212           |
| Dec.          | 750,637                              | 8,520                             | 22,978                 | 12,000                              | 6,000                | 3,208   | 155,377                       | 1,306         |
| Jan. 1985     | 747,042                              | 10,044                            | 22,978                 | 12,000                              | 6,000                | 3,292   | 153,250                       | 939           |
| Feb.          | 758,023                              | 13,140                            | 22,978                 | 12,000                              | 6,000                | 3,330   | 158,445                       | 420           |
| Mar.          | 724,779                              | 17,679                            | 22,978                 | 12,000                              | 6,000                | 3,269   | 116,848                       | 733           |
| Apr.          | 731,556                              | 17,867                            | 22,978                 | 12,000                              | 6,000                | 3,322   | 117,401                       | 558           |
| May           | 776,972                              | 20,315                            | 22,978                 | 12,000                              | 6,000                | 3,335   | 141,910                       | 615           |
| June          | 774,000                              | 19,936                            | 22,978                 | 12,000                              | 6,000                | 3,196   | 115,002                       | 35            |
| July          | 818,600                              | 23,853                            | 22,978                 | 12,000                              | 6,000                | 3,301   | 161,989                       | 430           |
| Aug.          | 794,849                              | 25,405                            | 22,978                 | 12,000                              | 6,000                | 3,329   | 126,480                       | 1,339         |
| Sep.          | 783,153                              | 23,207                            | 22,978                 | 12,000                              | 6,000                | 3,272   | 144,454                       | -             |
| Oct.          | 771,891                              | 25,854                            | 22,978                 | 12,000                              | 6,000                | 3,256   | 145,276                       | 1,250         |
| Nov.          | 766,446                              | 28,098                            | 22,978                 | 12,000                              | 6,000                | 3,229   | 145,505                       | 956           |
| Dec.          | 763,950                              | 8,474                             | 20,626                 | 12,000                              | 6,000                | 3,162   | 168,646                       | 1,115         |
| Jan. 1986     | 746,308                              | 7,968                             | 20,626                 | 12,000                              | 6,000                | 3,193   | 150,442                       | 591           |
| Feb.          | 765,997                              | 11,339                            | 20,626                 | 12,000                              | 6,000                | 2,791   | 164,895                       | -             |
| Mar.          | 775,131                              | 14,378                            | 20,626                 | 12,000                              | 6,000                | 2,791   | 161,448                       | -             |
| Apr.          | 770,849                              | 16,268                            | 20,626                 | 12,000                              | 6,000                | 2,656   | 150,031                       | 1,435         |
| May           | 788,796                              | 18,892                            | 20,626                 | 12,000                              | 6,000                | 3,146   | 143,720                       | 7,045         |
| June          | 830,252                              | 21,824                            | 20,626                 | 12,000                              | 6,000                | 6,895   | 160,785                       | -             |
| July          | 833,532                              | 26,382                            | 20,626                 | 12,000                              | 6,000                | 6,780   | 159,916                       | 849           |
| Aug.          | 846,164                              | 28,632                            | 20,626                 | 12,000                              | 6,000                | 6,524   | 168,175                       | 1,159         |
| Sep.          | 847,420                              | 32,115                            | 20,626                 | 12,000                              | 6,000                | 7,628   | 175,690                       | 2,669         |
| Oct.          | 845,756                              | 32,928                            | 20,626                 | 12,000                              | 6,000                | 6,134   | 172,534                       | 2,234         |
| Nov.          | 850,278                              | 36,305                            | 20,626                 | 12,000                              | 6,000                | 3,827   | 178,263                       | 1,926         |

## (٩) العوامل المؤثرة في القاعدة النقدية

Change in thousands of JDs

## (9) Factors Affecting Reserve Money

التغير بالآلاف الدنانير

| Sectors   | تشرين الثاني<br>Nov. |               | كانون الثاني - تشرين الثاني<br>Jan - Nov. |                | 1985          | 1984           | 1983           | القطاعات  |
|---|----------------------|---------------|---|----------------|---------------|----------------|----------------|---|
|   | 1986                 | 1985          | 1986                                      | 1985           |               |                |                |   |
| <b>A) PUBLIC SECTOR</b>                             | <u>9,456</u>         | <u>-7,631</u> | <u>82,663</u>                             | <u>20,049</u>  | <u>5,010</u>  | <u>-7,200</u>  | <u>-8,754</u>  | (أ) القطاع العمومي                                |
| 1. Central Government (excluding foreign borrowing) | 9,095                | -5,273        | 79,960                                    | 22,632         | 6,628         | -5,909         | -9,589         | ١. الحكومة المركزية (لا تشمل القروض الخارجية)     |
| a) Treasury bills                                   | (-)                  | (-)           | (-)                                       | (-)            | (-)           | (-32,439)      | (-16,900)      | (أ) اذونات الخزينة                                |
| b) Government bonds                                 | (1,064)              | (-713)        | (8,247)                                   | (-12,661)      | (-11,884)     | (-11,341)      | (2,080)        | ب) سندات حكومية                                   |
| c) Advances to Government                           | (8,935)              | (-8,000)      | (69,510)                                  | (22,725)       | (7,725)       | (15,097)       | (21,922)       | ج) سلف الي الحكومة                                |
| d) Government deposits (increase -)                 | (-904)               | (3,440)       | (2,203)                                   | (12,568)       | (10,787)      | (22,774)       | (-16,691)      | د) الودائع الحكومية (الزيادة -)                   |
| 2. Time deposits by public entities (increase -)    | 361                  | -2,358        | 2,703                                     | -2,583         | -1,618        | -1,291         | 835            | ٢. ودائع المؤسسات العامة لأجل (الزيادة -)         |
| <b>B) CREDIT TO FINANCIAL SYSTEM</b>                | <u>418</u>           | <u>1,236</u>  | <u>23,152</u>                             | <u>14,251</u>  | <u>17,656</u> | <u>13,031</u>  | <u>46,342</u>  | ب) التسهيلات المقدمة للجهاز المالي                |
| 1. Commercial banks                                 | 2,295                | -593          | 11,728                                    | 956            | 2,814         | 7,804          | 4,985          | ١. البنوك التجارية                                |
| 2. Specialized credit institutions                  | 129                  | 2,374         | 6,608                                     | 12,336         | 13,069        | -3,120         | 33,291         | ٢. مؤسسات الائحة المتخصصة                         |
| 3. Financial institutions                           | -2,006               | -545          | 4,816                                     | 959            | 1,773         | 8,347          | 8,066          | ٣. المؤسسات المالية                               |
| <b>C) PRIVATE SECTOR</b>                            | <u>15</u>            | <u>58</u>     | <u>1,000</u>                              | <u>376</u>     | <u>376</u>    | <u>174</u>     | <u>356</u>     | ج) القطاع الخاص                                   |
| <b>D) FOREIGN SECTOR</b>                            | <u>-740</u>          | <u>-2,155</u> | <u>-10,066</u>                            | <u>-12,693</u> | <u>-3,929</u> | <u>-19,258</u> | <u>39,700</u>  | د) القطاع الاجنبي                                 |
| 1. Central bank gold and foreign exchange           | -3,518               | -5,157        | -38,603                                   | -61,135        | -53,218       | -102,122       | 7,561          | ١. ارصدة البنك المركزي من الذهب والعملات الاجنبية |
| 2. Other foreign currencies                         | 471                  | 2,975         | 29,202                                    | 48,463         | 49,243        | 84,037         | 32,328         | ٢. موجودات مبررة بعملة اجنبية اخرى                |
| 3. Foreign exchange liabilities (increase -)        | 2,307                | 27            | -665                                      | -21            | 46            | -1,173         | -189           | ٣. المظالمات الاجنبية (الزيادة -)                 |
| <b>E) OTHER ITEMS</b>                               | <u>-6,231</u>        | <u>2,086</u>  | <u>-34,192</u>                            | <u>-15,662</u> | <u>6,575</u>  | <u>26,118</u>  | <u>-10,042</u> | هـ) عوامل اخرى                                    |
| Change in reserve money                             | 2,918                | -6,406        | 62,557                                    | 6,321          | 25,688        | 12,865         | 67,602         | التغير في القاعدة النقدية                         |
| 1. Bank notes with the public                       | <u>-3,167</u>        | <u>-8,945</u> | <u>48,498</u>                             | <u>4,451</u>   | <u>861</u>    | <u>14,464</u>  | <u>44,991</u>  | ١. اوراق نقدية لدى الجمهور                        |
| 2. Coins  | <u>16</u>            | <u>-37</u>    | <u>184</u>                                | <u>360</u>     | <u>349</u>    | <u>339</u>     | <u>462</u>     | ٢. النقد المعدني                                  |
| 3. Deposits with C.B.J. by:                         | <u>6,069</u>         | <u>2,576</u>  | <u>13,875</u>                             | <u>1,510</u>   | <u>24,478</u> | <u>-1,938</u>  | <u>22,159</u>  | ٣. ودائع لدى البنك المركزي من:                    |
| a) Commercial banks                                 | 5,993                | 2,870         | 19,764                                    | 4,586          | 27,099        | 1,626          | 18,520         | (أ) البنوك التجارية                               |
| b) Specialized credit institutions                  | 301                  | 164           | -606                                      | -702           | -152          | 468            | -454           | ب) مؤسسات الائحة المتخصصة                         |
| c) Financial institutions                           | -267                 | -253          | 459                                       | -552           | 168           | -3             | 1,102          | ج) المؤسسات المالية                               |
| d) Public entities(sight)                           | 42                   | -205          | -5,742                                    | -1,822         | -2,637        | -4,029         | 2,991          | د) المؤسسات العامة (تحت الطلب)                    |

## (١٠) ودائع البنوك التجارية لدى البنك المركزي

## (10) Commercial Banks Deposits with Central Bank of Jordan

Thousand JD

الف دينار

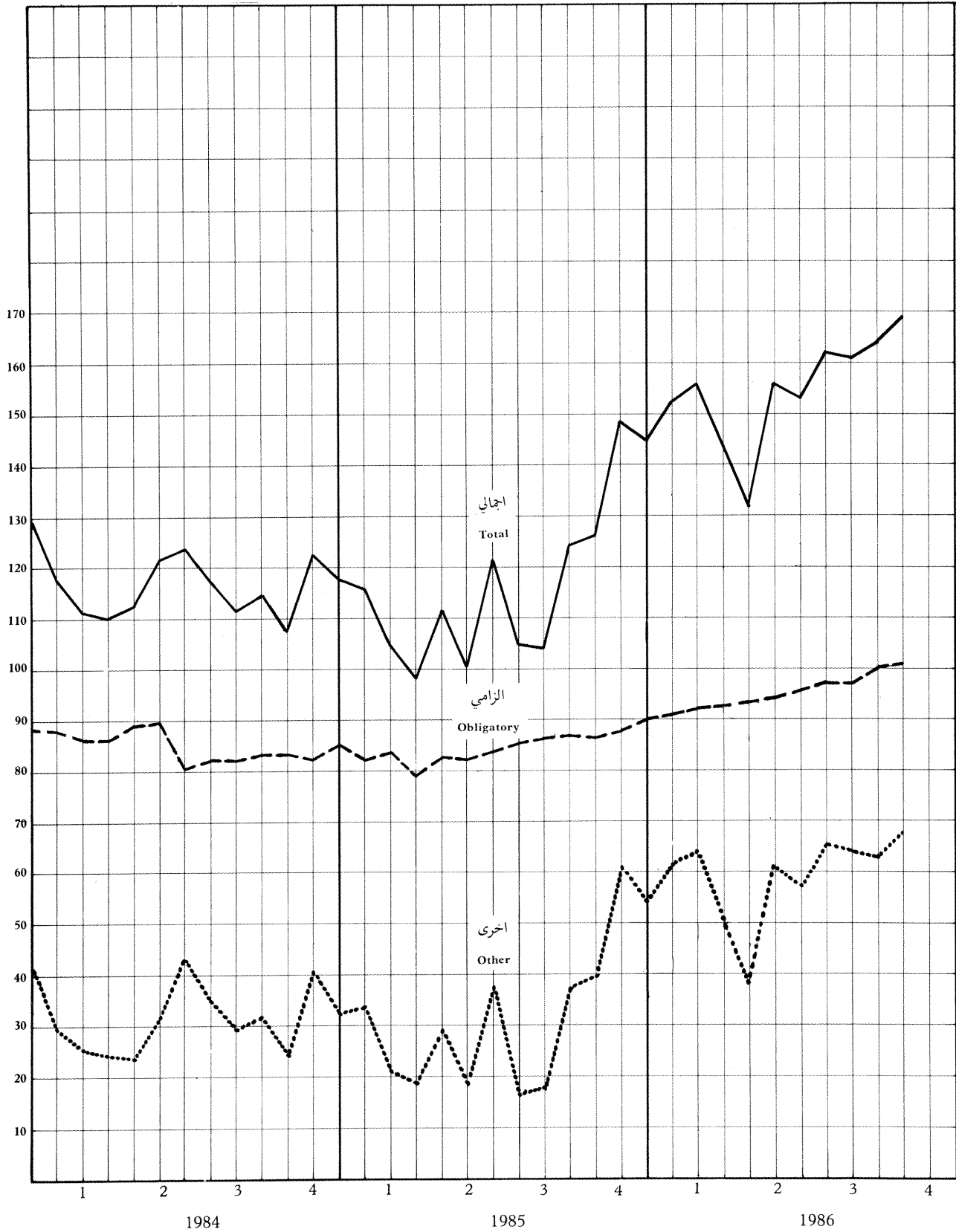
| Demand تحت الطلب |                      |                  | Subject to notice خاصة لاشعار |                      |                  | Total deposits اجمالي الودائع |                      |                  |                        |
|------------------|----------------------|------------------|-------------------------------|----------------------|------------------|-------------------------------|----------------------|------------------|------------------------|
| اخرى<br>Other    | الزامي<br>Obligatory | المجموع<br>Total | اخرى<br>Other                 | الزامي<br>Obligatory | المجموع<br>Total | اخرى<br>Other                 | الزامي<br>Obligatory | المجموع<br>Total |                        |
| 5,219            | 19,238               | 24,457           | 6,017                         | -                    | 6,017            | 11,236                        | 19,238               | 30,474           | 1975                   |
| 10,392           | 29,897               | 40,289           | 9,900                         | -                    | 9,900            | 20,292                        | 29,897               | 50,189           | 1976                   |
| 7,019            | 37,974               | 44,993           | 16,841                        | -                    | 16,841           | 23,860                        | 37,974               | 61,834           | 1977                   |
| 8,270            | 49,855               | 58,125           | 16,100                        | -                    | 16,100           | 24,370                        | 49,855               | 74,225           | 1978                   |
| 14,019           | 71,606               | 85,625           | 4,600                         | -                    | 4,600            | 18,619                        | 71,606               | 90,225           | 1979                   |
| 13,613           | 75,551               | 89,164           | 15,700                        | -                    | 15,700           | 29,313                        | 75,551               | 104,864          | 1980                   |
| 10,751           | 71,605               | 82,356           | 21,658                        | -                    | 21,658           | 32,409                        | 71,605               | 104,014          | 1981                   |
| 6,939            | 80,780               | 87,719           | 15,853                        | -                    | 15,853           | 22,792                        | 80,780               | 103,572          | 1982                   |
| 9,071            | 82,005               | 91,076           | 29,250                        | -                    | 29,250           | 38,321                        | 82,005               | 120,326          | 1983                   |
| 13,717           | 32,845               | 46,562           | 26,770                        | 49,268               | 76,038           | 40,487                        | 82,113               | 122,600          | 1984                   |
| 28,940           | 36,098               | 65,038           | 32,200                        | 51,455               | 83,655           | 61,141                        | 87,553               | 148,693          | 1985                   |
| 16,776           | 32,850               | 49,626           | 12,622                        | 49,275               | 61,897           | 29,398                        | 82,125               | 111,523          | Sep. 1984 أيلول        |
| 12,191           | 33,300               | 45,491           | 19,407                        | 49,950               | 69,357           | 31,598                        | 83,250               | 114,848          | Oct. تشرين الاول       |
| 6,590            | 33,286               | 39,876           | 17,755                        | 49,929               | 67,684           | 24,345                        | 83,215               | 107,560          | Nov. تشرين الثاني      |
| 13,717           | 32,845               | 46,562           | 26,770                        | 49,268               | 76,038           | 40,487                        | 82,113               | 122,600          | Dec. كانون الاول       |
| 5,111            | 33,986               | 39,097           | 27,548                        | 50,979               | 78,527           | 32,659                        | 84,965               | 117,624          | Jan. 1985 كانون الثاني |
| 8,184            | 32,924               | 41,108           | 25,279                        | 49,386               | 74,665           | 33,463                        | 82,310               | 115,773          | Feb. شباط              |
| 7,284            | 33,421               | 40,705           | 13,763                        | 50,132               | 63,895           | 21,047                        | 83,553               | 104,600          | Mar. آذار              |
| 16,305           | 31,680               | 47,985           | 2,484                         | 47,520               | 50,004           | 18,789                        | 79,200               | 97,989           | Apr. نيسان             |
| 10,099           | 34,182               | 44,281           | 18,663                        | 48,444               | 67,107           | 28,762                        | 82,626               | 111,388          | May ايار               |
| 11,425           | 33,946               | 45,371           | 7,372                         | 48,116               | 55,488           | 18,798                        | 82,061               | 100,859          | June حزيران            |
| 17,249           | 34,560               | 51,809           | 20,500                        | 49,020               | 69,520           | 37,722                        | 83,607               | 121,329          | July تموز              |
| 8,601            | 33,306               | 41,907           | 13,000                        | 50,026               | 63,026           | 19,601                        | 85,332               | 104,933          | Aug. آب                |
| 11,259           | 35,655               | 46,914           | 6,550                         | 50,547               | 57,097           | 17,809                        | 86,202               | 104,011          | Sep. ايلول             |
| 10,428           | 35,839               | 46,267           | 26,800                        | 50,841               | 77,641           | 37,228                        | 86,680               | 123,908          | Oct. تشرين الاول       |
| 13,880           | 35,730               | 49,610           | 25,200                        | 50,682               | 76,382           | 39,581                        | 86,412               | 125,993          | Nov. تشرين الثاني      |
| 28,940           | 36,098               | 65,038           | 32,200                        | 51,455               | 83,655           | 61,141                        | 87,553               | 148,693          | Dec. كانون الاول       |
| 18,831           | 37,466               | 56,297           | 35,700                        | 52,772               | 88,472           | 54,531                        | 90,238               | 144,769          | Jan. 1986 كانون الثاني |
| 19,799           | 37,627               | 57,426           | 41,950                        | 53,392               | 95,342           | 61,749                        | 91,019               | 152,768          | Feb. شباط              |
| 16,559           | 38,119               | 54,678           | 47,450                        | 54,009               | 101,459          | 64,009                        | 92,128               | 156,137          | Mar. آذار              |
| 17,160           | 38,289               | 55,449           | 33,450                        | 54,431               | 87,881           | 50,610                        | 92,720               | 143,330          | Apr. نيسان             |
| 7,354            | 38,541               | 45,895           | 30,700                        | 54,926               | 85,626           | 38,054                        | 93,467               | 131,521          | May ايار               |
| 22,611           | 38,891               | 61,502           | 38,600                        | 55,430               | 94,030           | 61,211                        | 94,321               | 155,532          | June حزيران            |
| 15,121           | 39,796               | 54,917           | 42,100                        | 56,130               | 98,230           | 57,221                        | 95,926               | 153,147          | July تموز              |
| 19,769           | 40,201               | 59,970           | 45,761                        | 56,569               | 102,330          | 65,530                        | 96,770               | 162,300          | Aug. آب                |
| 14,865           | 40,328               | 55,193           | 49,210                        | 56,909               | 106,119          | 64,075                        | 97,237               | 161,312          | Sep. ايلول             |
| 16,017           | 40,402               | 56,419           | 47,029                        | 60,091               | 107,120          | 63,046                        | 100,493              | 163,539          | Oct. تشرين الاول       |
| 13,845           | 40,596               | 54,441           | 54,034                        | 60,357               | 114,391          | 67,879                        | 100,953              | 168,832          | Nov. تشرين الثاني      |

(٣) ودائع البنوك التجارية لدى البنك المركزي الاردني

(3) Commercial Banks Deposits with C.B.J

مليون دينار

Million JD



\* (11) الميزانية الموحدة للبنوك التجارية \*

(11) Consolidated Balance Sheet of the Commercial Banks

Thousand JD

الف دينار

|   | 1986                 |                     | 1985             | 1984             | 1983             | 1982             | 1981             |                              |
|---|----------------------|---------------------|------------------|------------------|------------------|------------------|------------------|------------------------------|
|   | تشرين الثاني<br>Nov. | تشرين الأول<br>Oct. |                  |                  |                  |                  |                  |                              |
| <b>Assets</b>                             |                      |                     |                  |                  |                  |                  |                  |                              |
| 1- <u>Cash</u>                            | 12,831               | 11,913              | 13,249           | 12,031           | 12,565           | 10,548           | 8,563            | الموجودات                    |
| 2- <u>Balances with central bank</u>      | 170,800              | 167,033             | 148,617          | 124,197          | 121,455          | 107,947          | 106,559          | ١- النقد في الصندوق          |
| 3- <u>Balances with local banks</u>       | 165,433              | 164,213             | 144,219          | 91,394           | 93,002           | 51,695           | 92,883           | ٢- ارصدة لدى البنك المركزي   |
| 4- <u>Foreign assets</u>                  | 395,450              | 395,985             | 384,893          | 330,528          | 304,387          | 255,398          | 233,293          | ٣- ارصدة لدى البنوك المحلية  |
| a) Cash                                   | 1,513                | 3,067               | 2,665            | 3,063            | 1,853            | 725              | 1,039            | ٤- الموجودات الاجنبية        |
| b) Balances with foreign banks            | 378,533              | 376,808             | 367,904          | 311,187          | 283,551          | 245,869          | 227,427          | أ) النقد                     |
| c) Investments abroad                     | 15,404               | 16,110              | 14,324           | 16,278           | 18,983           | 8,804            | 4,827            | ب) ارصده لدى بنوك في الخارج  |
| 5- <u>Treasury bills</u>                  | 130,389              | 128,730             | 110,404          | 102,845          | 63,432           | 35,376           | 32,493           | ج) استثمارات في الخارج       |
| 6- <u>Bonds</u>                           | 147,387              | 146,545             | 117,887          | 105,662          | 83,791           | 67,399           | 48,287           | ٥- اذونات الخزينة            |
| a) Government                             | 59,981               | 59,137              | 41,254           | 29,693           | 19,668           | 18,282           | 18,335           | ٦- السندات                   |
| b) Public corporations                    | 35,488               | 35,480              | 26,761           | 28,507           | 18,250           | 19,893           | 21,360           | أ) الحكومية                  |
| c) Corporate bonds                        | 51,918               | 51,928              | 49,872           | 47,462           | 45,873           | 29,224           | 8,592            | ب) المؤسسات العامة           |
| 7- <u>Credit facilities</u>               | 1,391,163            | 1,384,754           | 1,274,415        | 1,184,825        | 1,030,922        | 887,171          | 721,317          | ج) اسناد القرض               |
| a) Loans and advances                     | 551,775              | 540,431             | 493,715          | 435,376          | 340,539          | 282,486          | 216,986          | ٧- التسهيلات الائتمانية      |
| b) Bills discounted                       | 230,729              | 231,819             | 225,127          | 212,044          | 187,764          | 175,948          | 148,450          | أ) القروض والسلف             |
| c) Overdraft                              | 608,659              | 612,504             | 555,573          | 537,405          | 502,619          | 428,737          | 355,881          | ب) كمبيالات واسناد مخصومه    |
| 8- <u>Bills receivable</u>                | 7,571                | 9,178               | 19,305           | 21,820           | 20,687           | 24,454           | 16,031           | ج) الجارى مدين               |
| 9- <u>Domestic investments</u>            | 38,333               | 38,041              | 36,176           | 33,769           | 27,788           | 20,313           | 13,418           | ٨- شيكات وسحوبات برسم القبض  |
| 10- <u>Fixed assets</u>                   | 68,162               | 67,449              | 66,832           | 57,866           | 46,529           | 38,929           | 27,060           | ٩- الاستثمارات المحلية       |
| 11- <u>Other assets</u>                   | 118,027              | 113,734             | 76,085           | 71,084           | 58,751           | 54,291           | 30,841           | ١٠- عارات واملاك             |
| <b>Assets = Liabilities</b>               | <b>2,645,546</b>     | <b>2,627,575</b>    | <b>2,392,082</b> | <b>2,136,021</b> | <b>1,863,309</b> | <b>1,553,521</b> | <b>1,330,745</b> | ١١- موجودات اخرى             |
| <b>Liabilities</b>                        |                      |                     |                  |                  |                  |                  |                  | الموجودات = المطلوبات        |
| 1- <u>Demand deposits</u>                 | 305,955              | 301,856             | 308,447          | 336,867          | 338,677          | 305,104          | 280,131          | المطلوبات                    |
| a) Private (Resident)                     | 295,430              | 289,713             | 292,640          | 325,855          | 325,030          | 296,354          | 272,008          | ١- ودائع تحت الطلب           |
| b) Municipalities and public corporations | 10,525               | 12,143              | 15,807           | 11,012           | 13,647           | 8,750            | 8,123            | أ) القطاع الخاص (مقيم)       |
| 2- <u>Time deposits</u>                   | 1,162,415            | 1,154,116           | 1,023,174        | 877,444          | 745,204          | 614,473          | 476,773          | ب) البلديات والمؤسسات العامة |
| a) Private (Resident)                     | 1,117,065            | 1,107,036           | 981,765          | 843,945          | 710,397          | 587,032          | 434,388          | ٢- ودائع التوفير والادخار    |
| b) Municipalities and public corporations | 45,350               | 47,080              | 41,409           | 33,499           | 34,807           | 27,441           | 42,385           | أ) القطاع الخاص (مقيم)       |
| 3- <u>Foreign liabilities</u>             | 349,795              | 352,940             | 337,551          | 315,601          | 247,588          | 201,087          | 177,416          | ب) البلديات والمؤسسات العامة |
| a) Deposits of non-residents              | 295,998              | 288,324             | 294,265          | 276,869          | 216,694          | 171,579          | 143,555          | ٣- المطلوبات الاجنبية        |
| b) Deposits of banks from abroad          | 46,117               | 56,975              | 40,314           | 36,756           | 30,040           | 29,160           | 33,861           | أ) ودائع غير المقيمين        |
| c) Loans from abroad                      | 7,680                | 7,641               | 2,972            | 1,976            | 854              | 348              | -                | ب) ودائع البنوك من الخارج    |
| 4- <u>Government deposits</u>             | 140,455              | 146,538             | 121,282          | 111,907          | 97,246           | 78,323           | 77,189           | ج) الاقتراض من الخارج        |
| a) Central Bank of Jordan                 | 307                  | 307                 | 607              | 1,007            | 1,440            | 1,807            | 2,207            | ٤- الودائع الحكومية          |
| b) Banks and financial corporations       | 129,350              | 128,598             | 124,511          | 70,647           | 67,056           | 44,354           | 84,826           | ٥- ارصدة البنوك المحلية      |
| 6- <u>Borrowed from</u>                   | 123,449              | 121,947             | 103,763          | 89,069           | 64,660           | 39,067           | 14,678           | أ) البنك المركزي             |
| a) Central Bank of Jordan                 | 110,594              | 108,175             | 87,748           | 78,123           | 60,260           | 36,542           | 14,678           | ب) البنوك والمؤسسات المالية  |
| b) Banks and financial corporations       | 12,855               | 13,772              | 16,015           | 10,946           | 4,400            | 2,525            | -                | ٦- الاقتراض من               |
| 7- <u>Bills payable</u>                   | 6,286                | 6,083               | 5,879            | 5,929            | 5,133            | 6,085            | 5,034            | أ) البنك المركزي             |
| 8- <u>Capital</u>                         | 103,603              | 103,603             | 100,724          | 83,224           | 82,049           | 82,049           | 62,836           | ب) البنوك والمؤسسات المالية  |
| 9- <u>Reserves</u>                        | 68,145               | 68,052              | 63,723           | 69,680           | 58,294           | 49,113           | 28,858           | ٧- شيكات وسحوبات برسم الدفع  |
| 10- <u>Other liabilities</u>              | 255,786              | 243,535             | 202,421          | 174,646          | 155,962          | 132,059          | 120,797          | ٨- رأس المال                 |
|   |                      |                     |                  |                  |                  |                  |                  | ٩- الاحتياطي                 |
|   |                      |                     |                  |                  |                  |                  |                  | ١٠- مطلوبات اخرى             |

■ Including Housing Bank.

\* تشمل بنك الإسكان \*

\* (١٢) الوضع النقدي للجهاز المصرفي \*  
 (12) Monetary Survey of the Banking System

Thousand JD

الف دينار

|  | 1986                 |                     | 1985             | 1984             | 1983             | 1982             | 1981             |   |
|--|----------------------|---------------------|------------------|------------------|------------------|------------------|------------------|---|
|  | تشرين الثاني<br>Nov. | تشرين الاول<br>Oct. |                  |                  |                  |                  |                  |   |
| <b>Assets</b>  |                      |                     |                  |                  |                  |                  |                  | <b>الموجودات</b>                        |
| 1- <u>Foreign assets</u>                             | 762,217              | 765,799             | 763,847          | 718,021          | 712,933          | 628,333          | 666,863          | ١- الموجودات الاجنبية                   |
| 2- <u>Claims on private sector</u>                   | 1,363,799            | 1,358,192           | 1,269,147        | 1,204,714        | 1,042,311        | 875,015          | 702,325          | ٢- الديون على القطاع الخاص              |
| a) Loans and advances                                | 434,160              | 423,900             | 402,399          | 374,034          | 278,267          | 220,793          | 175,984          | أ) القروض والسلف                        |
| b) Bills discounted                                  | 230,729              | 231,819             | 225,127          | 212,044          | 187,764          | 175,948          | 148,450          | ب) كعيلات واسناد مضمونه                 |
| c) Overdraft   | 608,659              | 612,504             | 555,573          | 537,405          | 502,619          | 428,737          | 355,881          | ج) الجارى مدين                          |
| d) Corporate bonds                                   | 51,918               | 51,928              | 49,872           | 47,462           | 45,873           | 29,224           | 8,592            | د) اسناد القرض                          |
| e) Domestic investments                              | 38,333               | 38,041              | 36,176           | 33,769           | 27,788           | 20,313           | 13,418           | هـ) استثمارات محلية                     |
| 3- <u>Claims on municipalities and public corps.</u> | 181,947              | 183,380             | 147,943          | 113,443          | 108,924          | 93,086           | 64,009           | ٣- الديون على البلديات والمؤسسات العامة |
| 4- <u>Claims on government</u>                       | 449,805              | 437,295             | 324,609          | 311,394          | 280,381          | 245,481          | 200,838          | ٤- الديون على الحكومة                   |
| a) Advances  | 198,754              | 189,819             | 129,244          | 121,519          | 106,422          | 84,500           | 65,000           | أ) السلف                                |
| b) Treasury bills                                    | 130,389              | 128,730             | 110,404          | 102,845          | 95,871           | 84,715           | 73,467           | ب) اذونات الخزينة                       |
| c) Govt. bonds                                       | 120,662              | 118,746             | 84,961           | 87,030           | 78,088           | 76,266           | 62,371           | ج) السندات                              |
| <u>Assets = Liabilities</u>                          | <u>2,757,768</u>     | <u>2,744,666</u>    | <u>2,505,546</u> | <u>2,347,572</u> | <u>2,144,549</u> | <u>1,841,915</u> | <u>1,634,035</u> | <u>الموجودات = المظبوطات</u>            |
| <b>Liabilities</b>                                   |                      |                     |                  |                  |                  |                  |                  | <b>المظبوطات</b>                        |
| 1- <u>Money supply (M<sub>1</sub>)</u>               | 888,090              | 887,016             | 848,222          | 878,391          | 869,417          | 787,503          | 701,656          | ١- عرض النقد                            |
| 2- <u>Quasi-money</u>                                | 1,163,158            | 1,155,220           | 1,026,621        | 879,271          | 745,740          | 615,844          | 478,224          | ٢- شبه النقد                            |
| 3- <u>Government deposits</u>                        | 144,953              | 150,132             | 127,983          | 129,395          | 137,508          | 101,894          | 116,523          | ٣- الودائع الحكومية                     |
| 4- <u>Foreign liabilities</u>                        | 350,350              | 353,465             | 338,259          | 316,756          | 248,209          | 201,953          | 178,648          | ٤- المظبوطات الاجنبية                   |
| 5- <u>Capital and reserves</u>                       | 189,748              | 189,655             | 182,447          | 170,904          | 152,343          | 141,162          | 97,694           | ٥- رأس المال والاحتياطيات               |
| 6- <u>Other items (net)</u>                          | 21,469               | 9,178               | -17,986          | -27,145          | -8,668           | -6,441           | 61,290           | ٦- الاخرى (صافي)                        |

\* Includes: The Central Bank of Jordan  
 Commercial Banks and Housing Bank.

\* يشمل : البنك المركزي الاردني  
 البنوك التجارية وبنك الاسكان .

\* (١٣) الميزانية الموحدة لمؤسسات الاقراض المتخصصة \*

(13) Consolidated Balance Sheet of the Specialized Credit Institutions

Thousand JD

الف دينار

|   | 1986           |                | 1985           | 1984           | 1983           | 1982           | 1981           |  |
|---|----------------|----------------|----------------|----------------|----------------|----------------|----------------|--|
|   | تشرين الاول    | ايلول          |                |                |                |                |                |  |
|   | Oct.           | Sept.          |                |                |                |                |                |  |
| <b>Assets</b>                                 |                |                |                |                |                |                |                | <b>الموجودات</b>                         |
| 1- Cash                                       | 1,355          | 1,576          | 1,600          | 1,372          | 1,242          | 978            | 730            | ١- النقد في الصندوق                      |
| 2- Deposits with the Central Bank of Jordan   | (367)          | 488            | 2,971          | 1,211          | 873            | 1,591          | 1,173          | ٢- ودائع لدى البنك المركزي الاردني       |
| 3- Deposits with Commercial banks             | 72,812         | 64,921         | 55,737         | 40,176         | 47,967         | 46,932         | 74,257         | ٣- ودائع لدى البنوك التجارية             |
| 4- Treasury bills                             | 1,100          | 1,015          | 955            | 840            | 820            | 41             | 141            | ٤- اذونات الخزينة                        |
| 5- Loans and advances to                      | 422,939        | 422,177        | 416,568        | 375,108        | 317,877        | 255,053        | 196,519        | ٥- قروض وسلف                             |
| a) Individuals and private enterprises        | 274,829        | 273,614        | 285,713        | 284,282        | 241,420        | 184,692        | 154,847        | ٥- ا) الافراد والشركات الخاصة            |
| b) Municipalities and public enterprises      | 148,110        | 148,563        | 130,855        | 90,826         | 76,457         | 70,361         | 41,672         | ب) البلديات والمشاريع العامة             |
| 6- Securities                                 | 12,534         | 12,710         | 9,455          | 7,071          | 5,621          | 2,686          | 2,033          | ٦- السندات                               |
| a) Government & Public entities               | 7,972          | 8,008          | 5,244          | 2,565          | 1,500          | 150            | 650            | أ) حكومة ومؤسسات عامة                    |
| b) Corporate bonds                            | 4,562          | 4,702          | 4,211          | 4,506          | 4,121          | 2,536          | 1,383          | ب) اسناد شركات                           |
| 7- Other negotiable assets                    | 141,050        | 140,716        | 127,558        | 111,765        | 90,594         | 62,963         | 41,797         | ٧- الموجودات القابلة للتداول الاخرى      |
| 8- Fixed assets                               | 32,045         | 32,058         | 33,699         | 29,314         | 23,368         | 20,791         | 12,659         | ٨- موجودات ثابتة                         |
| 9- Other assets                               | 24,358         | 24,763         | 18,987         | 24,229         | 20,183         | 14,611         | 4,702          | ٩- موجودات اخرى                          |
| <b>Total assets=Total Liabilities</b>         | <b>707,826</b> | <b>700,424</b> | <b>667,530</b> | <b>591,086</b> | <b>508,545</b> | <b>405,546</b> | <b>334,011</b> | <b>مجموع الموجودات = مجموع المطلوبات</b> |
| <b>Liabilities</b>                            |                |                |                |                |                |                |                | <b>المطلوبات</b>                         |
| 1- Private deposits (Resident)                | 217,895        | 215,065        | 187,918        | 170,128        | 147,503        | 122,320        | 93,081         | ١- ودائع القطاع الخاص (مقيسم)            |
| a) Demand                                     | 28,356         | 26,919         | 27,599         | 28,608         | 29,154         | 25,514         | 18,561         | أ) تحت الطلب                             |
| b) Savings                                    | 103,208        | 103,425        | 95,701         | 90,102         | 77,098         | 60,012         | 49,725         | ب) توفير                                 |
| c) Blocked                                    | 75,765         | 74,012         | 54,736         | 39,573         | 30,112         | 24,389         | 12,081         | ج) مربوطة لاجل معين                      |
| d) Time (subject to notice)                   | 10,566         | 10,709         | 9,882          | 11,845         | 11,139         | 12,405         | 12,714         | د) لاجل خاص لا شعاعار                    |
| 2- Municipalities deposits                    | 18,055         | 17,938         | 19,657         | 15,386         | 12,326         | 10,845         | 11,634         | ٢- ودائع البلديات                        |
| 3- Deposits by public entities                | 8,994          | 11,259         | 10,659         | 12,386         | 16,994         | 7,869          | 12,873         | ٣- ودائع المؤسسات العامة                 |
| 4- Deposits by government and semi-government | 30,995         | 32,948         | 25,571         | 27,691         | 21,578         | 17,327         | 15,340         | ٤- ودائع حكومة وشبه حكومية               |
| 5- Deposits in foreign currencies             | 28,570         | 26,711         | 36,042         | 41,367         | 31,738         | 25,265         | 27,067         | ٥- ودائع بالعملات الاجنبية               |
| 6- Deposits by commercial banks               | 5,955          | 3,475          | 11,647         | 3,887          | 4,194          | 5,809          | 16,434         | ٦- ودائع البنوك التجارية                 |
| 7- Borrowing from:                            | 215,789        | 214,814        | 202,880        | 184,348        | 159,330        | 115,721        | 78,871         | ٧- الاقتراض من:                          |
| a) Central bank of Jordan                     | 106,749        | 106,208        | 100,869        | 88,094         | 76,504         | 53,471         | 32,297         | أ) البنك المركزي الاردني                 |
| b) Foreign institutions                       | 37,227         | 36,707         | 32,932         | 30,795         | 26,153         | 20,963         | 19,143         | ب) هيئات ومؤسسات دولية                   |
| c) Government                                 | 2,324          | 2,337          | 2,164          | 2,119          | 2,003          | 2,077          | 1,229          | ج) الحكومة                               |
| d) Other                                      | 69,489         | 69,562         | 66,915         | 63,340         | 54,670         | 39,210         | 26,202         | د) اخرى                                  |
| 8- Grants and aid ( from public sector)       | 131            | 122            | 140            | -              | 277            | 286            | 253            | ٨- الهبات والمساعدات من القطاع العام     |
| 9- Paid-up capital                            | 62,618         | 62,525         | 60,565         | 59,068         | 56,086         | 52,171         | 45,385         | ٩- رأس المال المدفوع                     |
| 10- Reserves                                  | 31,523         | 31,071         | 28,270         | 28,749         | 23,050         | 18,790         | 14,613         | ١٠- الاحتياطي                            |
| 11- Other liabilities                         | 87,301         | 84,496         | 84,181         | 48,076         | 35,469         | 29,243         | 18,460         | ١١- مطلوبات اخرى                         |

\* Consolidation of balance sheets of Cities and Villages Development Bank , Industrial Development Bank , Housing Corporation , Agricultural Credit Corporation , Jordan Co - operative Organization , and Housing Bank.

\* تشمل ميزانيات كل من بنك تنمية المدن والقرى ، بنك الانماء الصناعي ، مؤسسة الاسكان ، مؤسسة الاقراض الزراعي ، المنظمة التعاونية الاردنية لرياسة بنك الاسكان .

\* (١٤) الميزانية الموحدة للمؤسسات المالية الأخرى \*

(14) Consolidated Balance Sheet of other Financial Corporations \*

الف دينار

|  | 1986                 |                     | 1985           | 1984           | 1983           | 1982          | 1981          | 1980          |  |
|--|----------------------|---------------------|----------------|----------------|----------------|---------------|---------------|---------------|--|
|  | تشرين الثاني<br>Nov. | تشرين الأول<br>Oct. |                |                |                |               |               |               |  |
| <b>Assets</b>  |                      |                     |                |                |                |               |               |               | <b>الموجودات</b>                               |
| 1- Cash  | 404                  | 402                 | 422            | 378            | 722            | 110           | 109           | 18            | ١- النقد في الصندوق                            |
| 2- Foreign assets  | 17,883               | 15,312              | 17,504         | 22,851         | 16,626         | 4,055         | 4,792         | 1,497         | ٢- الموجودات الأجنبية                          |
| 3- Deposits with commercial banks                            | 46,632               | 48,800              | 46,070         | 23,248         | 18,993         | 8,670         | 4,444         | 4,613         | ٣- ودائع لدى البنوك التجارية                   |
| 4- Treasury bills  | 947                  | 922                 | 30             | 50             | 120            | 2             | -             | -             | ٤- اذونات خزينة                                |
| 5- Loans and advances to individuals and private enterprises | 111,328              | 108,638             | 94,408         | 82,552         | 66,752         | 29,399        | 18,110        | 5,421         | ٥- قروض وسلف للمؤسسات والأفراد والشركات الخاصة |
| 6- Bonds   | 11,735               | 11,392              | 10,311         | 8,801          | 6,906          | 1,234         | 700           | 633           | ٦- سندات                                       |
| a) Government and public ent.                                | 2,648                | 2,648               | 2,303          | 2,183          | 2,522          | 352           | 357           | 349           | أ) الحكومة والمؤسسات العامة                    |
| b) Syndicated loans  | 9,087                | 8,744               | 8,008          | 6,618          | 4,384          | 882           | 343           | 284           | ب) ائتمانات متفرقة                             |
| 7- Other negotiable assets                                   | 23,512               | 23,722              | 23,958         | 21,375         | 15,981         | 3,299         | 1,073         | 622           | ٧- الموجودات المتداولة الأخرى                  |
| 8- Fixed assets  | 4,470                | 4,508               | 3,815          | 3,972          | 2,708          | 957           | 187           | 83            | ٨- الموجودات الثابتة                           |
| 9- Other assets  | 5,149                | 5,927               | 5,319          | 3,555          | 2,034          | 1,028         | 608           | 215           | ٩- موجودات أخرى                                |
| <b>Total assets=Total Liabilities</b>                        | <b>222,060</b>       | <b>219,623</b>      | <b>201,837</b> | <b>166,782</b> | <b>130,842</b> | <b>48,754</b> | <b>30,023</b> | <b>13,102</b> | <b>مجموع الموجودات = مجموع المطلوبات</b>       |
| <b>Liabilities</b>   |                      |                     |                |                |                |               |               |               | <b>المطلوبات</b>                               |
| 1- Private deposits (Resident)                               | 71,972               | 72,935              | 70,352         | 50,221         | 37,670         | 16,067        | 11,293        | 4,133         | ١- ودائع القطاع الخاص (مقيمين)                 |
| a) Savings   | 10,019               | 9,736               | 10,358         | 8,046          | 5,255          | 3,463         | 1,958         | 1,251         | أ) توفير                                       |
| b) Time  | 61,953               | 63,199              | 59,994         | 42,175         | 32,415         | 12,604        | 9,335         | 2,882         | ب) لاجل  |
| 2- Deposits by Commercial banks                              | 56,910               | 54,964              | 46,666         | 30,034         | 26,330         | 10,358        | 7,343         | 2,563         | ٢- ودائع البنوك التجارية                       |
| 3- Foreign liabilities                                       | 23,619               | 20,429              | 15,663         | 15,176         | 3,112          | 2,544         | 2,755         | 395           | ٣- مطلوبات أجنبية                              |
| 4- Advances from:  | 13,958               | 15,771              | 15,344         | 26,540         | 17,074         | 3,973         | -             | -             | ٤- الاقتراض من:                                |
| a) Central Bank of Jordan                                    | 12,249               | 13,917              | 12,204         | 17,897         | 12,039         | 3,973         | -             | -             | أ) البنك المركزي الأردني                       |
| b) Commercial banks  | 1,709                | 1,854               | 3,140          | 8,643          | 5,035          | -             | -             | -             | ب) البنوك التجارية                             |
| 5- Capital   | 30,800               | 30,798              | 30,266         | 26,749         | 26,119         | 8,611         | 4,324         | 3,898         | ٥- رأس المال                                   |
| 6- Reserves  | 8,172                | 8,002               | 6,714          | 5,647          | 5,088          | 2,518         | 973           | 258           | ٦- الاحتياطي                                   |
| 7- Other liabilities   | 16,629               | 16,724              | 16,832         | 12,415         | 15,449         | 4,683         | 3,335         | 1,855         | ٧- مطلوبات أخرى                                |

\* Consolidation of balance sheets of the Real estate financing corporation Ltd (Refco), Jordan securities corporation, Arab finance corporation (Jordan), Jordan finance house corporation for development and investment, Darko investment and housing company, Islamic investment house, Finance and credit corporation, Jordan investment and finance corporation, National general investment company, Beit El-Mal saving Investment for housing co. Ltd. (Beitena) and National development & finance Co.

\* تشمل ميزانيات كل من المؤسسة المالية العقارية (ريفكو)، الشركة الأردنية للأوراق المالية، المؤسسة المالية العربية (الأردن)، بيت التمويل الأردني للتصميم والاستثمار، داركو للاستثمار والأسكان، بيت الاستثمار الإسلامي، شركة المال والائتمان، الأردن للاستثمار والتمويل، الشركة الأهلية للاستثمارات العامة، شركة بيت المال للأدخار والاستثمار للأسكان (بيتنا) والشركة الوطنية للأعمار والتمويل.

\*  
(١٥) الميزانية الموحدة للجهاز المالي

(15) Consolidated Balance Sheet of the Financial System

Thousand JD

الف دينار

|   | 1986                 |                  | 1985             | 1984             | 1983             | 1982             | 1981             |                                   |
|---|----------------------|------------------|------------------|------------------|------------------|------------------|------------------|-----------------------------------|
|   | تشرين الاول<br>Oct., | ايلول<br>Sep.    |                  |                  |                  |                  |                  |                                   |
| <b>Assets</b>                                 |                      |                  |                  |                  |                  |                  |                  | الموجودات                         |
| 1- Foreign assets                             | 781,110              | 785,790          | 781,351          | 740,872          | 729,559          | 632,388          | 671,655          | ١- الموجودات الاجنبية             |
| 2- Claims on Government                       | 443,489              | 419,011          | 328,696          | 313,627          | 283,024          | 245,876          | 201,336          | ٢- ديون على الحكومة               |
| a) Treasury bills                             | 129,652              | 123,319          | 110,434          | 102,895          | 95,991           | 84,717           | 73,467           | أ) اذونات الخزانة                 |
| b) Loans and advances                         | 189,819              | 193,464          | 129,244          | 121,519          | 106,422          | 84,500           | 65,000           | ب) قروض وسلف                      |
| c) Govt. & public corps. bonds                | 124,018              | 102,228          | 89,018           | 89,213           | 80,611           | 76,659           | 62,869           | ج) سندات الحكومة والمؤسسات العامة |
| 3- Claims on municipalities and public corps. | 118,430              | 125,821          | 94,859           | 60,847           | 45,112           | 52,539           | 38,614           | ٣- ديون البلديات والمؤسسات العامة |
| 4- Claims on private sector                   | 1,672,954            | 1,666,699        | 1,579,320        | 1,473,688        | 1,314,461        | 1,062,239        | 829,511          | ٤- ديون على القطاع الخاص          |
| a) Loans and advances                         | 1,417,266            | 1,408,600        | 1,331,597        | 1,247,952        | 1,123,641        | 927,396          | 754,548          | أ) قروض وسلف                      |
| b) Corporate bonds                            | 60,672               | 62,254           | 57,880           | 54,080           | 50,257           | 30,106           | 8,935            | ب) اسناد القرض                    |
| c) Domestic investments                       | 195,016              | 195,845          | 189,843          | 171,656          | 140,563          | 104,737          | 66,028           | ج) استثمارات محلية                |
| 5- Assets with the monetary system            | 674,747              | 669,000          | 605,158          | 473,780          | 443,522          | 314,447          | 296,818          | ٥- موجودات لدى الجهاز المصرفي     |
| a) Central Bank of Jordan                     | 177,819              | 177,041          | 164,229          | 137,114          | 135,023          | 115,855          | 113,895          | أ) البنك المركزي الاردني          |
| b) Banks and financial institutions           | 496,928              | 491,959          | 440,929          | 336,666          | 308,499          | 198,592          | 182,923          | ب) البنوك والمؤسسات المالية       |
| 6- Fixed assets                               | 76,249               | 75,874           | 75,093           | 64,784           | 51,353           | 43,885           | 29,211           | ٦- الموجودات الثابتة              |
| 7- Other assets                               | 218,542              | 215,237          | 176,219          | 171,018          | 102,210          | 118,086          | 55,899           | ٧- موجودات اخرى                   |
| <b>Assets = Liabilities</b>                   | <b>3,985,521</b>     | <b>3,957,432</b> | <b>3,640,696</b> | <b>3,298,616</b> | <b>2,969,241</b> | <b>2,469,460</b> | <b>2,123,044</b> | <b>الموجودات = المطلوبات</b>      |
| <b>Liabilities</b>                            |                      |                  |                  |                  |                  |                  |                  | المطلوبات                         |
| 1- Money supply (M <sub>11</sub> )            | 900,852              | 902,015          | 860,974          | 888,598          | 883,555          | 802,739          | 714,533          | ١- عرض النقد (م <sub>11</sub> )   |
| a) Currency with the public                   | 583,137              | 579,951          | 531,304          | 530,094          | 515,291          | 469,848          | 412,166          | أ) النقد لدى الجمهور              |
| b) Demand deposits                            | 317,715              | 322,064          | 329,670          | 358,504          | 368,264          | 332,891          | 302,367          | ب) ودائع تحت الطلب                |
| 1- Private sector (Resident)                  | (294,933)            | (296,320)        | (298,011)        | (328,700)        | (330,833)        | (303,985)        | (276,001)        | ١- قطاع خاص (مقيم)                |
| 2- Municipalities and public corps.           | (22,782)             | (25,744)         | (31,659)         | (29,804)         | (37,431)         | (28,906)         | (26,366)         | ٢- البلديات والمؤسسات العامة      |
| 2- Saving and time deposits                   | 1,241,110            | 1,223,574        | 1,109,861        | 938,876          | 787,707          | 634,819          | 491,976          | ٢- ودائع التوفير ولا جليل         |
| a) Private sector (Resident)                  | 1,189,675            | 1,171,574        | 1,059,328        | 899,385          | 752,363          | 606,007          | 448,140          | أ) قطاع خاص (مقيم)                |
| b) Municipalities and public corps.           | 51,435               | 52,000           | 50,533           | 39,491           | 35,344           | 28,812           | 43,836           | ب) البلديات والمؤسسات العامة      |
| 3- Liabilities to the Government              | 152,458              | 156,089          | 130,147          | 131,514          | 139,511          | 103,971          | 117,752          | ٣- التزامات الى الحكومة           |
| 4- Foreign liabilities                        | 407,854              | 408,100          | 383,923          | 360,751          | 276,620          | 225,112          | 200,546          | ٤- المطلوبات الاجنبية             |
| 5- Liabilities to the monetary system         | 614,329              | 607,140          | 564,449          | 447,306          | 406,195          | 279,472          | 264,128          | ٥- مطلوبات الجهاز المصرفي         |
| a) Central Bank of Jordan                     | 169,322              | 163,776          | 146,888          | 129,632          | 117,001          | 71,059           | 36,329           | أ) البنك المركزي الاردني          |
| b) Banks and financial institutions           | 445,007              | 438,364          | 417,561          | 317,674          | 289,194          | 208,413          | 227,799          | ب) البنوك والمؤسسات المالية       |
| 6- Capital and reserves                       | 356,538              | 356,188          | 343,749          | 326,664          | 295,748          | 258,344          | 198,494          | ٦- رأس المال والاحتياطي           |
| a) Capital                                    | 191,019              | 190,924          | 185,555          | 163,041          | 158,254          | 136,831          | 102,545          | أ) رأس المال                      |
| b) Reserves and allowances                    | 165,519              | 165,264          | 158,194          | 163,623          | 137,494          | 121,513          | 95,949           | ب) الاحتياطي والمخصصات            |
| 7- Other liabilities                          | 312,380              | 304,326          | 247,593          | 204,907          | 179,905          | 165,003          | 135,615          | ٧- مطلوبات اخرى                   |

\* Includes: The Central Bank of Jordan, Commercial Banks, Specialized Credit Institutions and other Financial Corporations.

\* يشمل : البنك المركزي الاردني ، البنوك التجارية ، مؤسسات الاقراض المتخصصة والمؤسسات المالية الاخرى .

\* (١٦) ودائع البنوك التجارية \*  
 (16) Deposits with Commercial Banks

الف دينار

| Municipalities البلديات |                     |                  | Public entities المؤسسات العامة |                   |                     |                  | Private sector ( Resident ) القطاع الخاص (مقيم) |              |                    |                     |                  | المجموع العام<br>Grand total | نهاية الفترة      |
|-------------------------|---------------------|------------------|---------------------------------|-------------------|---------------------|------------------|---|--------------|--------------------|---------------------|------------------|------------------------------|-------------------|
| اخرى<br>Other           | تحت الطلب<br>Demand | المجموع<br>Total | اخرى<br>Other                   | مربوطة<br>Blocked | تحت الطلب<br>Demand | المجموع<br>Total | مربوطة<br>Blocked                               | لأجل<br>Time | التوفير<br>Savings | تحت الطلب<br>Demand | المجموع<br>Total |                              |                   |
| 64                      | 985                 | 1,049            | 70                              | 445               | 2,889               | 3,404            | 23,871  | 14,630       | 24,471             | 80,623              | 143,595          | 168,714                      | ١٩٧٥              |
| 51                      | 4,568               | 4,619            | 472                             | 518               | 2,794               | 3,784            | 31,942  | 17,819       | 48,318             | 106,576             | 204,655          | 250,031                      | ١٩٧٦              |
| 523                     | 2,718               | 3,241            | 412                             | 105               | 3,656               | 4,173            | 54,877  | 18,364       | 60,770             | 133,434             | 267,445          | 314,841                      | ١٩٧٧              |
| 545                     | 2,978               | 3,523            | 4,311                           | 1,196             | 3,074               | 8,581            | 101,727   | 35,725       | 83,253             | 143,928             | 364,633          | 448,510                      | ١٩٧٨              |
| 2,637                   | 4,591               | 7,228            | 3,395                           | 598               | 3,609               | 7,602            | 136,840   | 48,068       | 106,688            | 173,802             | 465,398          | 593,136                      | ١٩٧٩              |
| 2,678                   | 3,695               | 6,373            | 9,738                           | 12,314            | 2,616               | 24,668           | 179,243   | 56,263       | 126,212            | 218,854             | 580,572          | 808,478                      | ١٩٨٠              |
| 4,250                   | 4,635               | 8,885            | 11,756                          | 26,379            | 3,488               | 41,623           | 210,422   | 70,711       | 153,255            | 272,008             | 706,396          | 977,648                      | ١٩٨١              |
| 4,545                   | 3,633               | 8,178            | 7,151                           | 15,745            | 5,117               | 28,013           | 315,339   | 91,051       | 180,642            | 296,354             | 883,386          | 1,169,479                    | ١٩٨٢              |
| 5,779                   | 6,787               | 12,566           | 2,940                           | 26,088            | 6,860               | 35,888           | 429,484   | 73,819       | 207,094            | 325,030             | 1,035,427        | 1,397,821                    | ١٩٨٣              |
| 5,104                   | 6,005               | 11,109           | 3,961                           | 24,434            | 5,007               | 33,402           | 536,679   | 81,308       | 225,958            | 325,855             | 1,169,800        | 1,603,087                    | ١٩٨٤              |
| 8,265                   | 5,070               | 13,335           | 3,296                           | 29,848            | 10,737              | 43,881           | 658,556   | 93,540       | 229,669            | 292,640             | 1,274,405        | 1,747,168                    | ١٩٨٥              |
| 4,216                   | 4,928               | 9,144            | 3,281                           | 31,465            | 4,256               | 39,002           | 503,084   | 78,531       | 214,075            | 330,270             | 1,125,960        | 1,520,143                    | ١٩٨٤ ايلول        |
| 4,121                   | 5,642               | 9,763            | 5,560                           | 24,273            | 3,910               | 33,743           | 510,140   | 76,893       | 215,043            | 320,567             | 1,122,643        | 1,530,098                    | تشرين الاول       |
| 5,501                   | 5,646               | 11,147           | 4,506                           | 28,239            | 4,114               | 36,859           | 522,345   | 85,736       | 218,066            | 307,205             | 1,133,352        | 1,534,413                    | تشرين الثاني      |
| 5,104                   | 6,005               | 11,109           | 3,961                           | 24,434            | 5,007               | 33,402           | 536,679   | 81,308       | 225,958            | 325,855             | 1,169,800        | 1,603,087                    | كانون الاول       |
| 5,164                   | 4,617               | 9,781            | 3,497                           | 25,397            | 2,913               | 31,807           | 542,737   | 79,385       | 224,602            | 301,953             | 1,148,677        | 1,575,939                    | كانون الثاني      |
| 4,619                   | 4,554               | 9,173            | 3,061                           | 27,555            | 3,501               | 34,117           | 554,760   | 82,325       | 224,649            | 310,623             | 1,172,357        | 1,604,076                    | شباط              |
| 7,726                   | 4,354               | 12,080           | 3,642                           | 26,065            | 3,605               | 33,312           | 563,459   | 86,400       | 226,921            | 326,215             | 1,202,995        | 1,638,988                    | آذار              |
| 11,596                  | 5,586               | 17,182           | 3,532                           | 26,434            | 3,304               | 33,270           | 574,921   | 87,786       | 226,900            | 298,727             | 1,188,334        | 1,631,561                    | نيسان             |
| 6,465                   | 4,049               | 10,514           | 2,146                           | 23,137            | 3,115               | 28,398           | 569,123   | 93,762       | 228,823            | 299,674             | 1,191,382        | 1,627,398                    | ايار              |
| 7,472                   | 5,189               | 12,661           | 4,011                           | 33,624            | 7,314               | 44,949           | 574,295   | 89,043       | 236,057            | 301,231             | 1,200,626        | 1,641,994                    | حزيران            |
| 7,657                   | 5,444               | 13,101           | 3,689                           | 30,235            | 5,744               | 39,668           | 593,130   | 88,196       | 226,567            | 301,891             | 1,209,784        | 1,667,844                    | تموز              |
| 6,926                   | 5,062               | 11,988           | 4,081                           | 30,481            | 6,006               | 40,568           | 602,126   | 89,054       | 222,358            | 312,302             | 1,225,840        | 1,676,218                    | آب                |
| 6,864                   | 4,690               | 11,554           | 3,983                           | 34,397            | 6,073               | 44,453           | 616,333   | 88,774       | 220,418            | 302,743             | 1,228,268        | 1,671,339                    | ايلول             |
| 5,736                   | 4,645               | 10,381           | 3,699                           | 29,385            | 3,146               | 36,230           | 639,635   | 87,782       | 220,514            | 294,555             | 1,242,486        | 1,684,093                    | تشرين الاول       |
| 7,582                   | 5,496               | 13,078           | 3,512                           | 30,071            | 1,975               | 35,558           | 645,110   | 88,790       | 221,400            | 297,596             | 1,252,896        | 1,710,993                    | تشرين الثاني      |
| 8,265                   | 5,070               | 13,335           | 3,296                           | 29,848            | 10,737              | 43,881           | 658,556   | 93,540       | 229,669            | 292,640             | 1,274,405        | 1,747,168                    | كانون الاول       |
| 7,749                   | 5,125               | 12,874           | 1,544                           | 34,523            | 6,813               | 42,880           | 666,507   | 95,959       | 225,845            | 289,171             | 1,277,482        | 1,731,871                    | ١٩٨٦ كانون الثاني |
| 7,919                   | 5,957               | 13,876           | 3,799                           | 30,274            | 6,821               | 40,894           | 687,461   | 95,228       | 227,823            | 293,182             | 1,303,694        | 1,758,922                    | شباط              |
| 9,853                   | 4,974               | 14,827           | 3,692                           | 31,512            | 7,192               | 42,396           | 699,439   | 96,696       | 231,479            | 292,412             | 1,320,026        | 1,787,831                    | آذار              |
| 9,743                   | 4,163               | 13,906           | 3,494                           | 36,322            | 5,677               | 45,493           | 707,956   | 96,002       | 231,515            | 292,049             | 1,327,522        | 1,798,218                    | نيسان             |
| 9,636                   | 3,932               | 13,568           | 3,742                           | 33,228            | 5,533               | 42,503           | 716,602   | 97,243       | 231,993            | 297,707             | 1,343,545        | 1,818,779                    | ايار              |
| 10,017                  | 3,662               | 13,679           | 2,898                           | 33,966            | 5,070               | 41,884           | 718,519   | 97,782       | 240,607            | 302,747             | 1,359,655        | 1,868,764                    | حزيران            |
| 10,019                  | 3,648               | 13,667           | 3,262                           | 35,038            | 7,005               | 45,305           | 742,822   | 98,067       | 234,423            | 298,133             | 1,373,445        | 1,855,963                    | تموز              |
| 11,469                  | 3,921               | 15,390           | 4,512                           | 31,264            | 9,513               | 45,289           | 740,343   | 95,965       | 231,412            | 297,328             | 1,365,048        | 1,865,567                    | آب                |
| 10,989                  | 3,387               | 14,376           | 3,150                           | 33,235            | 10,617              | 47,002           | 758,942   | 95,832       | 234,898            | 291,848             | 1,381,520        | 1,885,436                    | ايلول             |
| 10,601                  | 3,977               | 14,578           | 3,228                           | 33,251            | 8,166               | 44,645           | 774,023   | 97,382       | 235,631            | 289,713             | 1,396,749        | 1,890,834                    | تشرين الاول       |
| 10,143                  | 3,235               | 13,378           | 2,211                           | 32,996            | 7,290               | 42,497           | 784,216   | 94,670       | 238,179            | 295,430             | 1,412,495        | 1,904,823                    | تشرين الثاني      |

\* تشمل بنك الإسكندرية \*

Thousand JD

\* (١٦) ودائع البنوك التجارية (تابع) \*

(16) Deposits with Commercial Banks (Continued)

| End of Period | Private Sector (Non-Resident) القطاع الخاص (غير مقيم) |                |                  |                     |                  | Government الحكومة |                   |                     |                  | Semi-Government مؤسسات شبه حكومية |                   |                     |                  |
|---------------|---|----------------|------------------|---------------------|------------------|--------------------|-------------------|---------------------|------------------|-----------------------------------|-------------------|---------------------|------------------|
|               | مربوطة<br>Blocked                                     | لا جمل<br>Time | توفير<br>Savings | تحت الطلب<br>Demand | المجموع<br>Total | اخرى<br>Other      | مربوطة<br>Blocked | تحت الطلب<br>Demand | المجموع<br>Total | اخرى<br>Other                     | مربوطة<br>Blocked | تحت الطلب<br>Demand | المجموع<br>Total |
| 1975          | 3,157   | 195            | 150              | 5,132               | 8,634            | 109                | 627               | 5,081               | 5,817            | 1,839                             | 407               | 3,969               | 6,215            |
| 1976          | 5,474   | 1,059          | 663              | 13,175              | 20,371           | 283                | 914               | 9,090               | 10,287           | 1,672                             | 700               | 3,943               | 6,315            |
| 1977          | 6,872   | 412            | 1,034            | 10,628              | 18,946           | 143                | 2,079             | 9,299               | 11,521           | 1,102                             | 2,303             | 6,110               | 9,515            |
| 1978          | 23,960  | 7,851          | 1,533            | 14,132              | 47,476           | 738                | 2,001             | 5,173               | 7,912            | 3,443                             | 9,626             | 3,316               | 16,385           |
| 1979          | 45,145  | 2,930          | 2,066            | 16,949              | 67,090           | 2,042              | 4,876             | 5,535               | 12,453           | 8,039                             | 16,663            | 8,663               | 33,365           |
| 1980          | 70,300  | 11,173         | 2,248            | 49,532              | 133,253          | 5,853              | 8,156             | 6,603               | 20,612           | 10,587                            | 25,613            | 6,800               | 43,000           |
| 1981          | 95,609  | 17,450         | 6,488            | 24,008              | 143,555          | 5,710              | 6,595             | 6,970               | 19,275           | 20,518                            | 31,995            | 5,401               | 57,914           |
| 1982          | 121,477   | 9,382          | 6,956            | 33,764              | 171,579          | 6,164              | 14,413            | 9,338               | 29,915           | 19,072                            | 23,041            | 6,295               | 48,408           |
| 1983          | 156,277   | 20,868         | 7,469            | 32,080              | 216,694          | 4,816              | 20,428            | 11,565              | 36,809           | 15,317                            | 39,679            | 5,441               | 60,437           |
| 1984          | 197,113   | 21,325         | 8,475            | 49,956              | 276,869          | 6,242              | 23,607            | 16,770              | 46,619           | 19,909                            | 39,337            | 6,042               | 65,288           |
| 1985          | 224,279   | 21,861         | 8,189            | 39,936              | 294,265          | 4,753              | 31,966            | 19,794              | 56,513           | 17,155                            | 41,188            | 6,426               | 64,769           |
| Sep. 1984     | 173,420   | 23,072         | 8,350            | 33,566              | 238,408          | 7,681              | 23,481            | 15,748              | 46,910           | 18,729                            | 33,840            | 8,150               | 60,719           |
| Oct.          | 188,310   | 23,391         | 8,184            | 30,978              | 250,863          | 8,635              | 24,925            | 15,267              | 48,827           | 19,563                            | 35,465            | 9,231               | 64,259           |
| Nov.          | 191,280   | 24,110         | 7,905            | 33,721              | 257,016          | 7,191              | 23,491            | 13,839              | 44,521           | 12,746                            | 31,658            | 7,114               | 51,518           |
| Dec.          | 197,113   | 21,325         | 8,475            | 49,956              | 276,869          | 6,242              | 23,607            | 16,770              | 46,619           | 19,909                            | 39,337            | 6,042               | 65,288           |
| Jan. 1985     | 207,840   | 20,674         | 4,845            | 44,304              | 277,663          | 6,130              | 22,659            | 14,491              | 43,280           | 19,133                            | 40,592            | 5,006               | 64,731           |
| Feb.          | 207,158   | 20,213         | 5,200            | 51,147              | 283,718          | 5,517              | 25,497            | 12,768              | 43,782           | 17,895                            | 38,578            | 4,456               | 60,929           |
| Mar.          | 210,216   | 20,356         | 4,883            | 48,004              | 283,459          | 5,419              | 26,735            | 11,913              | 44,067           | 17,078                            | 38,424            | 7,573               | 63,075           |
| Apr.          | 215,930   | 20,725         | 5,654            | 45,373              | 287,682          | 3,412              | 26,764            | 13,120              | 43,296           | 18,566                            | 40,053            | 3,178               | 61,797           |
| May           | 210,563   | 21,676         | 5,271            | 45,674              | 283,184          | 3,274              | 28,736            | 15,928              | 47,938           | 20,671                            | 41,219            | 4,092               | 65,982           |
| June          | 204,212   | 20,408         | 6,740            | 39,099              | 270,459          | 4,485              | 23,965            | 14,688              | 43,138           | 18,956                            | 46,343            | 4,862               | 70,161           |
| July          | 199,196   | 21,295         | 9,708            | 57,512              | 287,711          | 3,942              | 26,008            | 15,065              | 45,015           | 20,921                            | 46,807            | 4,837               | 72,565           |
| Aug.          | 199,837   | 20,891         | 9,202            | 49,557              | 279,487          | 4,004              | 28,076            | 16,374              | 48,454           | 18,955                            | 45,080            | 5,846               | 69,881           |
| Sep.          | 195,944   | 21,582         | 9,360            | 44,036              | 270,922          | 3,906              | 30,568            | 15,852              | 50,326           | 19,421                            | 42,056            | 4,539               | 66,016           |
| Oct.          | 199,665   | 20,966         | 9,235            | 44,853              | 274,719          | 4,654              | 29,988            | 17,208              | 51,850           | 20,064                            | 43,250            | 5,113               | 68,427           |
| Nov.          | 210,251   | 20,877         | 8,425            | 51,584              | 291,137          | 3,762              | 31,459            | 17,699              | 52,920           | 21,005                            | 38,986            | 5,413               | 65,404           |
| Dec.          | 224,279   | 21,861         | 8,189            | 39,936              | 294,265          | 4,753              | 31,966            | 19,794              | 56,513           | 17,155                            | 41,188            | 6,426               | 64,769           |
| Jan. 1986     | 214,446   | 21,006         | 7,691            | 36,157              | 279,300          | 4,265              | 36,315            | 16,864              | 57,444           | 17,156                            | 40,545            | 4,190               | 61,891           |
| Feb.          | 212,473   | 20,897         | 7,040            | 35,156              | 275,566          | 3,102              | 41,395            | 17,158              | 61,655           | 14,858                            | 43,417            | 4,962               | 63,237           |
| Mar.          | 220,815   | 21,898         | 7,531            | 32,135              | 282,379          | 3,216              | 42,284            | 14,502              | 60,002           | 18,968                            | 44,417            | 4,816               | 68,201           |
| Apr.          | 217,161   | 24,661         | 7,915            | 30,297              | 280,034          | 2,768              | 44,488            | 18,635              | 65,891           | 21,552                            | 39,022            | 4,798               | 65,372           |
| May           | 216,800   | 24,178         | 8,544            | 33,144              | 282,666          | 2,666              | 41,383            | 16,586              | 60,635           | 23,102                            | 47,460            | 5,300               | 75,862           |
| June          | 221,252   | 49,259         | 8,972            | 33,894              | 313,377          | 2,528              | 40,759            | 17,168              | 60,455           | 25,744                            | 48,252            | 5,718               | 79,714           |
| July          | 217,561   | 26,272         | 8,870            | 29,495              | 282,198          | 4,002              | 41,358            | 19,358              | 64,718           | 27,809                            | 39,855            | 8,966               | 76,630           |
| Aug.          | 227,902   | 25,228         | 8,575            | 32,282              | 293,987          | 3,934              | 42,832            | 19,296              | 66,062           | 25,379                            | 49,038            | 5,374               | 79,791           |
| Sep.          | 223,985   | 25,056         | 5,635            | 41,713              | 296,389          | 3,092              | 44,127            | 19,647              | 66,866           | 24,327                            | 49,355            | 5,601               | 79,283           |
| Oct.          | 230,482   | 22,468         | 7,576            | 27,798              | 288,324          | 3,343              | 47,300            | 16,477              | 67,120           | 22,503                            | 51,644            | 5,271               | 79,418           |
| Nov.          | 235,760   | 22,609         | 7,576            | 30,053              | 295,998          | 6,212              | 48,601            | 15,591              | 70,404           | 19,551                            | 45,182            | 5,318               | 70,051           |

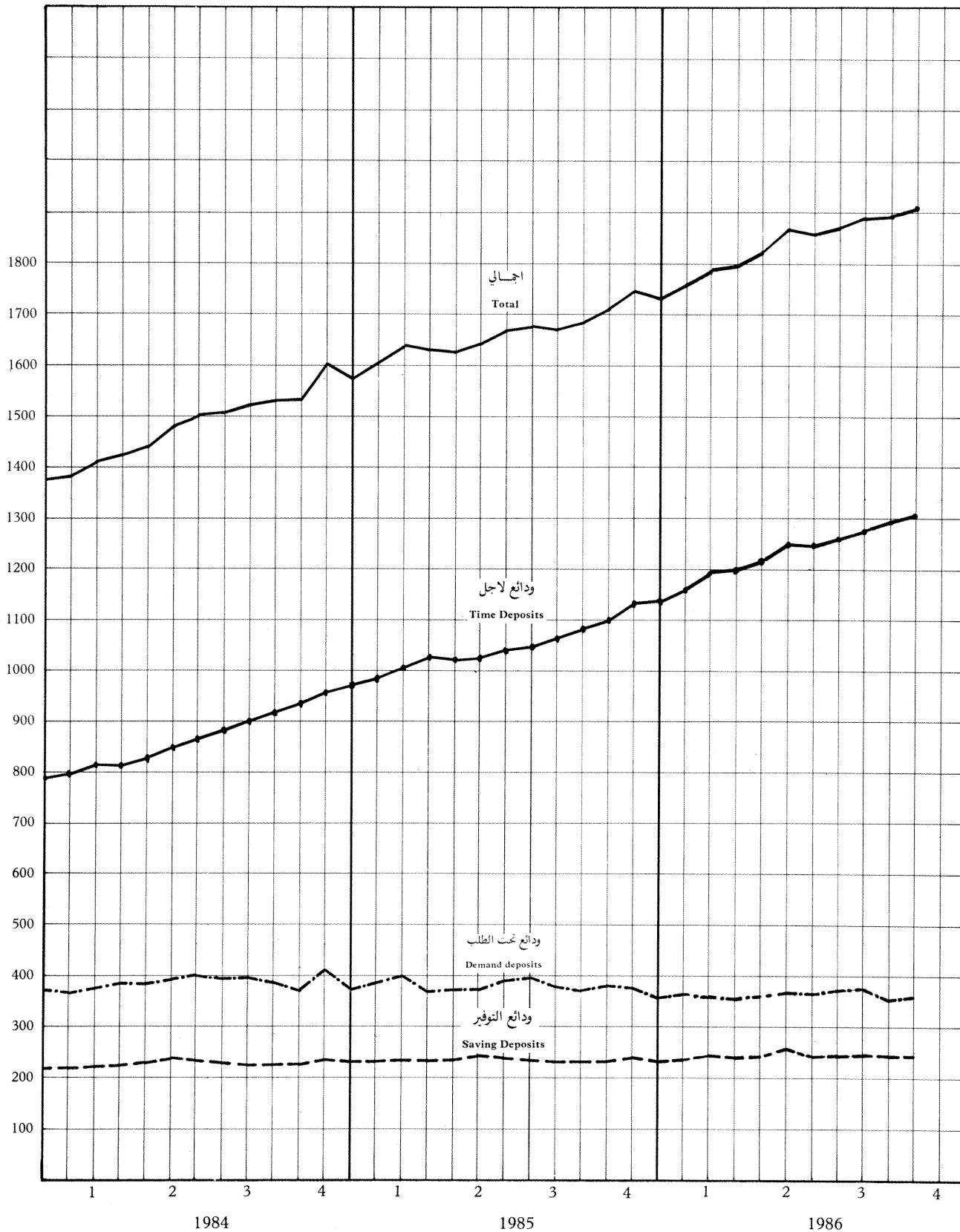
\* Including Housing Bank.

(٤) ودائع البنوك التجارية

(4) Deposits with Commercial Banks.

مليون دينار

Million JD



(١٧) هيكل اسعار الفائدة على الودائع  
(17) Term Structure of Deposit Rates

Percent Per annum

النسبة المئوية السنوية

| Date of Change  | 1984           | 1983                 |                | 1982                | 1979                 | 1978          | 1976                 | تاريخ اجراء التغيير                                    |
|---|----------------|----------------------|----------------|---------------------|----------------------|---------------|----------------------|--|
|   | حزيران<br>June | تشرين الثاني<br>Nov. | نيسان<br>April | تشرين الاول<br>Oct. | تشرين الثاني<br>Nov. | آذار<br>March | كانون الثاني<br>Jan. |  |
| <u>Central Bank of Jordan</u>                             |                |                      |                |                     |                      |               |                      | البنك المركزي الاردني                                  |
| a) Govt. subject to notice deposits                       | 2-3            | 2-3                  | 2-3            | 2-3                 | 2-4.62               | 2-4.62        | 2-3                  | أ) ودائع حكومية (خاضعة لاشعار)                         |
| b) Banks subject to notice deposits                       | 1.0            | 1.0                  | 1.0            | 1.0                 | 1.0                  | 1.0           | 1.0                  | ب) ودائع البنوك (خاضعة لاشعار)                         |
| <u>Commercial Banks and Financial Corporations</u>        |                |                      |                |                     |                      |               |                      | البنوك التجارية والمؤسسات المالية                      |
| a) Demand deposits and subject to (2-7) days notice (Max) | 4.0            | 4.0                  | 4.0            | 4.0                 | 2.0                  | 2.0           | 2.0                  | أ) ودائع تحت الطلب ولاشعار بيومين وحتى اسبوع (حد أعلى) |
| b) Time deposits  |                |                      |                |                     |                      |               |                      | ب) ودائع لاجل ميعاد                                    |
| 1 to 3 months (Min)                                       | -              | -                    | -              | 5.0                 | 5.0                  | 5.0           | 5.0                  | شهر وأقل من ثلاثة أشهر (حد أدنى)                       |
| (Max)   | 8.5            | 6.0                  | 6.0            | -                   | -                    | -             | -                    | (حد أعلى)  |
| 3 to 6 months (Min)                                       | -              | -                    | -              | 5.75                | 5.75                 | 5.25          | 5.25                 | ثلاثة أشهر وأقل من ستة أشهر (حد أدنى)                  |
| (Max)   | 8.5            | 6.5                  | 6.5            | -                   | -                    | -             | -                    | (حد أعلى)  |
| 6 months to 1 year (Min)                                  | -              | -                    | -              | 5.75                | 5.75                 | 5.25          | 5.25                 | ستة أشهر وأقل من سنة (حد أدنى)                         |
| (Max)   | 8.5            | 7.0                  | 7.0            | -                   | -                    | -             | -                    | (حد أعلى)  |
| Over 1 year (Min)   | -              | -                    | -              | 6.0                 | 6.0                  | 5.5           | 5.5                  | ودائع لاجل سنة فأكثر (حد أدنى)                         |
| (Max)   | 8.5            | 7.75                 | 7.75           | -                   | -                    | -             | -                    | (حد أعلى)  |
| c) Savings  |                |                      |                |                     |                      |               |                      | ج) ودائع التوفير                                       |
| with commercial banks (Min)                               | -              | -                    | -              | 5.0                 | 5.0                  | 5.0           | 5.0                  | لدى البنوك التجارية (حد أدنى)                          |
| (Max)   | 6.5            | 6.0                  | 6.0            | -                   | -                    | -             | -                    | (حد أعلى)  |
| with financial corps. (Max)                               | 7.0            | 6.5                  | 6.5            | -                   | -                    | -             | -                    | لدى المؤسسات المالية (حد أعلى)                         |
| d) Certificates of deposits (Max)                         |                |                      |                |                     |                      |               |                      | د) شهادات الابداع (حد أعلى)                            |
| 3 to 6 months   | 8.75           | 7.25                 | 7.0            | -                   | -                    | -             | -                    | ثلاثة أشهر وأقل من ستة أشهر                            |
| 6 to 9 months   | 8.75           | 8.0                  | 7.75           | -                   | -                    | -             | -                    | سنة أشهر وأقل من تسعة أشهر                             |
| 9 months to 1 year  | 8.75           | 8.25                 | 8.0            | -                   | -                    | -             | -                    | تسعة أشهر وأقل من سنة                                  |
| Over 1 year   | 8.75           | 8.5                  | 8.25           | -                   | -                    | -             | -                    | سنة فأكثر  |
| <u>Postal Savings Fund</u>                                | 7.0            | 7.0                  | 7.0            | 7.0                 | 6.0                  | 6.0           | 6.0                  | صندوق توفير البريد                                     |

(١٨) توزيع التسهيلات الائتمانية للبنوك التجارية حسب القطاعات\*

Thousand JD

(18) Sectoral Distribution of Outstanding Commercial Banks' Credit\*

الف دينار

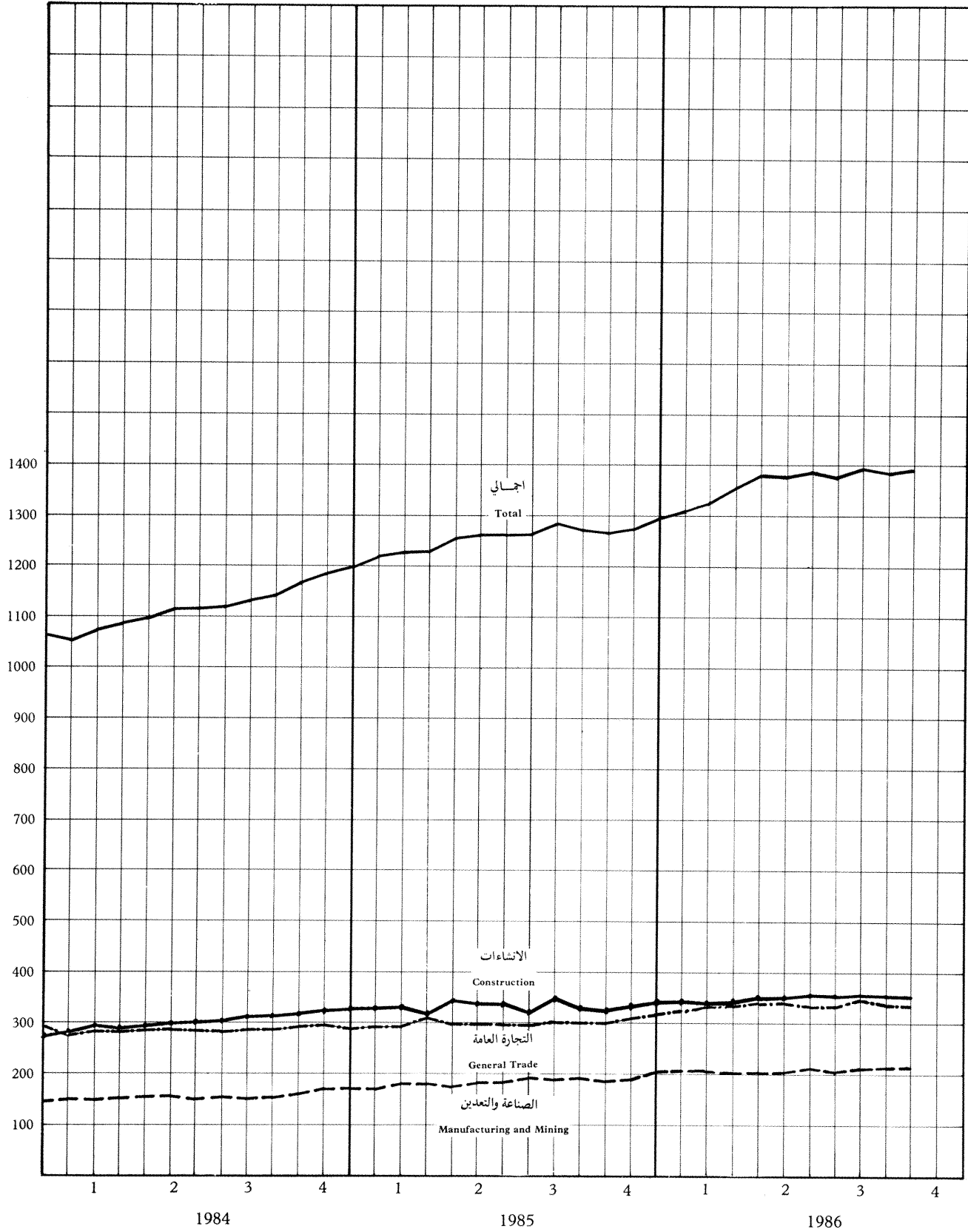
| اخرى<br>Other | اصحاب<br>المهن والافراد<br>Professional<br>and<br>Private<br>individuals | المؤسسات<br>المالية<br>Financial<br>institutions | السياحة<br>والفنادق<br>والمطاعم<br>Tourism,<br>hotels<br>and<br>restaurants | خدمات<br>النقل<br>Transportation | الانشاءات<br>Construction | التجارة العامة<br>General<br>Commerce<br>and<br>trade | الصناعة<br>Industry | التعدين<br>Mining | الزراعة<br>Agriculture | البلديات<br>والمؤسسات<br>العامة<br>Municipalities<br>and<br>public<br>corporations | المجموع<br>Total | الفترة<br>Period             |
|---------------|--|--|---|----------------------------------|---------------------------|---|---------------------|-------------------|------------------------|--|------------------|------------------------------|
| 4,566         | 7,402  | 336  | 1,783   | 3,691                            | 31,491                    | 51,372  | 14,831              | 283               | 3,608                  | 7,281  | 126,744          | 1975                         |
| 13,653        | 11,365   | 557  | 2,518   | 7,779                            | 50,042                    | 81,614  | 21,808              | 332               | 5,162                  | 12,261   | 207,091          | 1976                         |
| 15,617        | 13,075   | 585  | 3,427   | 11,083                           | 65,784                    | 81,427  | 26,599              | 233               | 8,311                  | 17,919   | 244,055          | 1977                         |
| 19,322        | 21,212   | 1,184  | 6,612   | 8,379                            | 100,541                   | 100,531   | 36,578              | 1,711             | 12,706                 | 24,023   | 332,799          | 1978                         |
| 17,082        | 29,662   | 4,756  | 9,657   | 13,040                           | 150,994                   | 134,236   | 56,477              | 4,038             | 17,361                 | 27,756   | 465,059          | 1979                         |
| 20,273        | 38,717   | 8,699  | 11,843  | 14,479                           | 180,758                   | 166,956   | 68,718              | 4,357             | 17,205                 | 31,851   | 563,856          | 1980                         |
| 31,471        | 60,834   | 9,359  | 15,890  | 23,286                           | 201,036                   | 225,791   | 82,437              | 6,827             | 19,386                 | 45,000   | 721,317          | 1981                         |
| 41,174        | 69,596   | 19,602   | 20,485  | 32,887                           | 216,753                   | 284,944   | 98,532              | 14,069            | 24,630                 | 64,499   | 887,171          | 1982                         |
| 42,998        | 108,096  | 25,637   | 25,683  | 50,483                           | 271,345                   | 276,650   | 118,428             | 20,542            | 25,626                 | 65,434   | 1,030,922        | 1983                         |
| 50,913        | 121,459  | 29,592   | 23,716  | 58,482                           | 324,055                   | 296,097   | 142,372             | 27,416            | 25,659                 | 85,064   | 1,184,825        | 1984                         |
| 53,221        | 127,563  | 26,933   | 29,825  | 64,029                           | 331,569                   | 308,555   | 157,165             | 32,070            | 26,298                 | 117,188  | 1,274,416        | 1985                         |
| 50,330        | 119,744  | 31,777   | 22,864  | 56,708                           | 311,369                   | 284,812   | 122,924             | 26,428            | 26,973                 | 77,826   | 1,131,755        | Sep. 1984<br>ايلول           |
| 49,839        | 121,004  | 30,597   | 24,110  | 56,822                           | 312,659                   | 286,273   | 125,858             | 27,853            | 26,674                 | 80,244   | 1,141,933        | Oct.<br>تشرين الاول          |
| 50,624        | 125,335  | 32,029   | 22,431  | 58,948                           | 317,820                   | 292,786   | 132,150             | 27,984            | 25,839                 | 81,082   | 1,166,928        | Nov.<br>تشرين الثاني         |
| 50,913        | 121,459  | 29,592   | 23,716  | 58,482                           | 324,055                   | 296,097   | 142,372             | 27,416            | 25,659                 | 85,064   | 1,184,825        | Dec.<br>كانون الاول          |
| 62,563        | 121,921  | 29,752   | 24,475  | 54,700                           | 327,134                   | 288,996   | 141,851             | 28,750            | 37,262                 | 81,547   | 1,198,951        | 1985<br>Jan.<br>كانون الثاني |
| 66,763        | 128,269  | 30,896   | 23,626  | 59,505                           | 329,031                   | 291,765   | 142,354             | 27,434            | 34,284                 | 85,397   | 1,219,324        | Feb.<br>شباط                 |
| 55,615        | 124,916  | 34,133   | 24,122  | 60,179                           | 330,173                   | 293,270   | 153,858             | 27,793            | 35,562                 | 89,235   | 1,228,856        | Mar.<br>آذار                 |
| 52,649        | 120,387  | 30,642   | 25,371  | 55,570                           | 316,081                   | 308,660   | 149,005             | 30,994            | 34,872                 | 103,779  | 1,228,010        | Apr.<br>نيسان                |
| 66,253        | 120,614  | 32,160   | 24,695  | 54,627                           | 342,466                   | 296,718   | 143,501             | 33,508            | 33,281                 | 108,508  | 1,256,331        | May<br>ايار                  |
| 65,916        | 120,007  | 28,499   | 29,850  | 55,156                           | 336,891                   | 297,002   | 150,535             | 33,051            | 33,467                 | 111,287  | 1,261,661        | June<br>حزيران               |
| 62,226        | 122,498  | 27,172   | 30,731  | 57,029                           | 336,786                   | 295,872   | 150,801             | 32,957            | 32,994                 | 113,134  | 1,262,200        | July<br>تموز                 |
| 68,218        | 124,168  | 30,457   | 30,397  | 56,112                           | 318,410                   | 297,209   | 159,726             | 33,362            | 31,060                 | 114,474  | 1,263,593        | Aug.<br>آب                   |
| 88,803        | 128,699  | 24,798   | 31,024  | 55,040                           | 329,558                   | 299,803   | 154,536             | 34,338            | 31,519                 | 104,526  | 1,282,644        | Sep.<br>ايلول                |
| 65,575        | 132,601  | 24,012   | 30,499  | 55,752                           | 328,166                   | 300,287   | 158,606             | 34,197            | 31,439                 | 109,954  | 1,271,088        | Oct.<br>تشرين الاول          |
| 66,038        | 132,975  | 24,837   | 30,554  | 52,998                           | 325,469                   | 301,773   | 151,080             | 34,597            | 31,700                 | 114,468  | 1,266,489        | Nov.<br>تشرين الثاني         |
| 53,221        | 127,563  | 26,933   | 29,825  | 64,029                           | 331,569                   | 308,555   | 157,165             | 32,070            | 26,298                 | 117,188  | 1,274,416        | Dec.<br>كانون الاول          |
| 47,374        | 120,780  | 22,922   | 30,815  | 60,971                           | 339,346                   | 318,704   | 169,515             | 32,792            | 27,517                 | 126,382  | 1,297,118        | 1986<br>Jan.<br>كانون الثاني |
| 47,499        | 123,380  | 23,375   | 28,827  | 58,720                           | 339,849                   | 324,521   | 172,262             | 32,763            | 27,892                 | 130,566  | 1,309,654        | Feb.<br>شباط                 |
| 47,461        | 127,677  | 25,264   | 30,471  | 60,056                           | 337,820                   | 333,262   | 170,677             | 34,294            | 29,205                 | 131,358  | 1,327,545        | Mar.<br>آذار                 |
| 47,887        | 129,637  | 26,235   | 32,688  | 55,906                           | 339,924                   | 336,468   | 170,155             | 33,709            | 29,869                 | 152,996  | 1,355,474        | Apr.<br>نيسان                |
| 51,114        | 133,337  | 29,387   | 32,266  | 53,401                           | 349,955                   | 340,140   | 170,083             | 34,045            | 33,290                 | 152,579  | 1,379,597        | May<br>ايار                  |
| 50,010        | 130,829  | 27,475   | 34,146  | 54,741                           | 349,915                   | 339,816   | 167,731             | 37,522            | 31,798                 | 153,385  | 1,377,368        | June<br>حزيران               |
| 48,732        | 132,500  | 28,208   | 32,699  | 55,347                           | 354,779                   | 334,261   | 174,999             | 37,457            | 30,585                 | 156,364  | 1,385,931        | July<br>تموز                 |
| 49,628        | 135,871  | 26,830   | 31,930  | 52,942                           | 349,706                   | 338,759   | 163,820             | 38,575            | 32,868                 | 150,633  | 1,371,562        | Aug.<br>آب                   |
| 49,547        | 134,515  | 28,489   | 32,188  | 52,216                           | 353,940                   | 342,009   | 171,257             | 38,791            | 34,285                 | 149,519  | 1,386,756        | Sep.<br>ايلول                |
| 49,639        | 136,363  | 27,335   | 31,009  | 53,411                           | 350,879                   | 337,393   | 175,096             | 39,303            | 34,118                 | 150,208  | 1,384,754        | Oct.<br>تشرين الاول          |
| 51,849        | 138,493  | 28,910   | 31,009  | 51,813                           | 349,494                   | 337,435   | 172,543             | 46,403            | 33,913                 | 149,301  | 1,391,163        | Nov.<br>تشرين الثاني         |

\* Including Housing Bank.

\* تشمل بنك الإسكان \*

(٥) التسهيلات الائتمانية للبنوك التجارية  
 (5) Outstanding Commercial Banks' Credit.

مليون دينار  
 Million JD



\* (١٩) إجمالي التسهيلات الائتمانية للقطاع الخاص حسب الجهة المقرضة \*

Thousand JD

(19) Total Credit to Private Sector by Credit Institutions \*

الف دينار

| المؤسسات المالية الأخرى<br>Other Financial corporations | مؤسسة الإسكان<br>Housing corporation | المنظمة التعاونية الأردنية<br>Jordan co-operative organization | مؤسسة الأفراس الزراعية<br>Agricultural credit corporation | بنك تنمية المدن والقرى<br>Cities and villages Development bank | بنك الإنماء الصناعي<br>Industrial Development bank | بنك الإسكان<br>Housing bank | البنوك التجارية<br>Commercial banks | البنك المركزي الأردني<br>Central bank of Jordan | المجموع<br>Total | نهاية الفترة<br>End of Period |
|---|--------------------------------------|--|---|--|--|-----------------------------|-------------------------------------|---|------------------|-------------------------------|
| -   | 2,436                                | 1,759  | 8,866   | 6,456  | 5,532  | 5,128                       | 121,432                             | 307   | 151,916          | 1975                          |
| -   | 2,249                                | 3,075  | 9,724   | 7,599  | 7,865  | 20,948                      | 183,738                             | 495   | 235,693          | 1976                          |
| -   | 2,759                                | 3,839  | 10,644  | 9,074  | 10,853   | 37,463                      | 201,094                             | 1,216   | 276,942          | 1977                          |
| 143   | 2,517                                | 4,849  | 11,612  | 11,035   | 13,404   | 52,049                      | 271,638                             | 972   | 368,219          | 1978                          |
| 1,410   | 2,322                                | 6,809  | 12,723  | 12,470   | 15,644   | 72,575                      | 385,093                             | 2,364   | 511,410          | 1979                          |
| 5,705   | 5,049                                | 9,300  | 14,049  | 13,410   | 18,136   | 93,136                      | 464,510                             | 1,947   | 625,242          | 1980                          |
| 18,453  | 4,749                                | 10,644   | 17,280  | 15,349   | 23,450   | 103,567                     | 604,607                             | 3,998   | 802,097          | 1981                          |
| 30,281  | 6,004                                | 18,837   | 20,217  | 23,361   | 30,827   | 123,022                     | 758,052                             | 2,806   | 1,013,407        | 1982                          |
| 71,136  | 8,480                                | 21,822   | 22,000  | 31,621   | 35,938   | 150,194                     | 874,657                             | 3,162   | 1,219,010        | 1983                          |
| 89,170  | 9,648                                | 21,955   | 22,480  | 36,073   | 37,812   | 184,112                     | 958,293                             | 3,336   | 1,362,879        | 1984                          |
| 102,416   | 11,692                               | 22,942   | 25,879  | 39,587   | 38,293   | 213,637                     | 1,020,717                           | 3,712   | 1,478,875        | 1985                          |
| 85,635  | 9,475                                | 21,462   | 22,506  | 35,897   | 39,532   | 168,223                     | 909,310                             | 3,264   | 1,295,304        | Aug. 1984                     |
| 86,311  | 9,348                                | 21,457   | 22,526  | 35,777   | 39,320   | 169,332                     | 921,131                             | 3,276   | 1,308,478        | Sep. ايلول                    |
| 88,554  | 9,235                                | 21,914   | 22,709  | 36,466   | 38,802   | 168,340                     | 927,462                             | 3,293   | 1,316,775        | Oct. تشرين الاول              |
| 88,803  | 9,150                                | 21,981   | 22,764  | 36,673   | 38,655   | 172,798                     | 953,717                             | 3,311   | 1,347,852        | Nov. تشرين الثاني             |
| 89,170  | 9,648                                | 21,955   | 22,480  | 36,073   | 37,812   | 184,112                     | 958,293                             | 3,336   | 1,362,879        | Dec. كانون الاول              |
| 93,579  | 9,587                                | 22,003   | 22,875  | 37,117   | 37,698   | 177,571                     | 982,854                             | 3,366   | 1,386,650        | Jan. كانون الثاني 1985        |
| 96,314  | 10,248                               | 21,912   | 23,331  | 37,364   | 37,585   | 183,312                     | 993,327                             | 3,404   | 1,406,797        | Feb. شباط                     |
| 97,083  | 10,266                               | 21,814   | 23,628  | 37,653   | 38,094   | 184,923                     | 995,392                             | 3,434   | 1,412,287        | Mar. آذار                     |
| 99,400  | 10,157                               | 21,852   | 23,987  | 37,979   | 37,878   | 184,175                     | 996,862                             | 3,449   | 1,415,739        | Apr. نيسان                    |
| 100,412   | 10,070                               | 22,042   | 24,223  | 38,521   | 38,153   | 208,258                     | 999,426                             | 3,470   | 1,444,575        | May ايار                      |
| 100,754   | 9,956                                | 22,206   | 24,133  | 38,865   | 38,116   | 211,135                     | 1,005,866                           | 3,492   | 1,454,523        | June حزيران                   |
| 99,284  | 9,944                                | 22,534   | 24,733  | 39,392   | 37,977   | 212,356                     | 1,005,660                           | 3,518   | 1,455,398        | July تموز                     |
| 100,558   | 9,842                                | 22,637   | 25,206  | 39,601   | 37,966   | 196,228                     | 1,025,771                           | 3,570   | 1,461,379        | Aug. آب                       |
| 99,928  | 9,756                                | 22,419   | 25,169  | 39,823   | 37,860   | 196,580                     | 1,050,129                           | 3,612   | 1,485,276        | Sep. ايلول                    |
| 103,921   | 9,719                                | 22,410   | 25,582  | 39,937   | 37,319   | 199,329                     | 1,028,772                           | 3,654   | 1,470,643        | Oct. تشرين الاول              |
| 104,195   | 11,099                               | 22,254   | 25,988  | 39,873   | 37,326   | 199,608                     | 1,029,475                           | 3,712   | 1,473,530        | Nov. تشرين الثاني             |
| 102,416   | 11,692                               | 22,942   | 25,879  | 39,587   | 38,293   | 213,637                     | 1,020,717                           | 3,712   | 1,478,875        | Dec. كانون الاول              |
| 106,644   | 11,703                               | 23,070   | 26,182  | 39,880   | 38,791   | 214,836                     | 1,041,062                           | 3,730   | 1,505,898        | Jan. كانون الثاني 1986        |
| 107,211   | 11,728                               | 23,121   | 26,303  | 40,615   | 38,717   | 214,337                     | 1,050,894                           | 3,737   | 1,516,663        | Feb. شباط                     |
| 108,212   | 11,721                               | 23,040   | 26,553  | 42,423   | 38,894   | 214,547                     | 1,072,608                           | 3,741   | 1,541,739        | Mar. آذار                     |
| 111,714   | 11,727                               | 10,908   | 26,791  | 42,707   | 39,101   | 217,207                     | 1,098,466                           | 4,411   | 1,563,032        | Apr. نيسان                    |
| 114,740   | 11,681                               | 11,003   | 26,831  | 43,070   | 39,317   | 219,374                     | 1,117,831                           | 4,317   | 1,588,164        | May ايار                      |
| 117,432   | 11,646                               | 11,048   | 26,645  | 42,938   | 39,022   | 223,571                     | 1,111,692                           | 4,114   | 1,588,108        | June حزيران                   |
| 116,884   | 11,588                               | 10,979   | 26,878  | 43,628   | 38,408   | 225,179                     | 1,119,022                           | 4,072   | 1,596,638        | July تموز                     |
| 117,869   | 11,564                               | 11,004   | 27,126  | 44,194   | 38,781   | 225,657                     | 1,102,356                           | 4,121   | 1,582,672        | Aug. آب                       |
| 116,584   | 11,538                               | 10,702   | 27,564  | 44,303   | 38,270   | 224,204                     | 1,119,348                           | 4,212   | 1,596,725        | Sep. ايلول                    |
| 117,382   | 11,480                               | 10,650   | 27,908  | 44,544   | 38,411   | 225,052                     | 1,116,296                           | 4,696   | 1,596,419        | Oct. تشرين الاول              |

\* Govt. Loans and public corporations bonds are not included.

\*\* Credit directly extended to the economy (CBJ employees housing projects and others).

\* القروض للحكومة وسندات المؤسسات العامة غير مشمولة.  
\*\* اقراض مباشر للاقتصاد الوطني اسلف شركة القروض ومشاريع اسكان موظفي البنك المركزي.



## (٢١) هيكل اسعار الفائدة على القروض

(21) Term Structure of Lending Rates

نسبة مئوية سنوية

| تاريخ إجراء التغيير<br>Date of Change | 1982         |             | 1981          |             |                |                      | 1980           | 1979                |             | نوع القرض                             |
|---------------------------------------|--------------|-------------|---------------|-------------|----------------|----------------------|----------------|---------------------|-------------|---------------------------------------|
|                                       | تموز<br>July | أيار<br>May | أيلول<br>Sep. | أيار<br>May | نيسان<br>April | كانون الثاني<br>Jan. | حزيران<br>June | كانون الاول<br>Dec. | أيار<br>May |                                       |
|                                       |              |             |               |             |                |                      |                |                     |             | البنك المركزي الاردني                 |
| 6.5                                   | 6.5          | 6.5         | 6.5           | 6.0         | 6.0            | 6.0                  | 6.0            | 6.0                 | 5.5         | سعر إعادة الخصم                       |
| 3-6                                   | 3-6          | 3-6         | 3-6           | 3-6         | 3-6            | 3-6                  | 3-6            | 3-6                 | 3-6.5       | سلف الى مؤسسات الاقراض المتخصصة       |
| 6.0                                   | 6.5          | 6.5         | 6.5           | 6.5         | 6.5            | 6.5                  | 6.5            | 6.5                 | 6.5         | سلف الى البنوك التجارية               |
| 7.5                                   | 7.5          | 7.5         | 7.5           | 7.0         | 7.0            | 7.0                  | 7.0            | 7.0                 | 6.5         | سلف الى المؤسسات المالية الاخرى       |
|                                       |              |             |               |             |                |                      |                |                     |             | الدين الداخلي واقتراض المؤسسات العامة |
|                                       |              |             |               |             |                |                      |                |                     |             | سندات التغطية :                       |
| 8.38*                                 | 8.38*        | 7.0         | 7.0           | 7.0         | 6.25           | 6.25                 | 6.25           | 6.25                | 6.25        | أ) للمؤسسات العامة والبنوك            |
| 8.38                                  | 8.38         | 8.75        | 8.75          | 8.75        | 8.50           | 8.50                 | 8.50           | 8.25                | 8.25        | ب) للجمهور وصناديق الادخار            |
| 8.75                                  | 7.0          | 7.0         | 7.0           | 7.0         | 6.5            | 6.5                  | 6.5            | 6.5                 | 6.5         | سندات المؤسسات العامة                 |
| 4.5                                   | 4.5          | 4.5         | 4.5           | 4.5         | 4.5            | 4.0                  | 4.0            | 4.0                 | 4.0         | أذونات الخزينة                        |
|                                       |              |             |               |             |                |                      |                |                     |             | البنوك التجارية                       |
| 8-8.75                                | 8-9          | 8-9         | 8-9           | 8-9         | 8-9            | 8-9                  | 8-9            | 8-9                 | 8-9         | سلف وقروض الى القيعين                 |
| 10-12                                 | 10-12        | 10-12       | 10-12         | 10-12       | 10-12          | 10-12                | 10-12          | 9-10                | 9-10        | سلف وقروض الى غير القيعين             |
|                                       |              |             |               |             |                |                      |                |                     |             | مؤسسات الاقراض المتخصصة               |
|                                       |              |             |               |             |                |                      |                |                     |             | أ) بنك الانماء الصناعي :              |
| 7.5                                   | 7.0          | 7.0         | 7.0           | 7.0         | 7.0            | 7.0                  | 7.0            | 7.0                 | 7.0         | - قروض مشاريع المناطق النائية         |
|                                       |              |             |               |             |                |                      |                |                     |             | - قروض الشركات والمشاريع الاخرى       |
| 8-9                                   | 8-9          | 8-9         | 8-9           | 8-9         | 8-9            | 8-9                  | 8-9            | 8-9                 | 8.0         | ب) المنظمة التعاونية                  |
| 6.5-8.0                               | 6.5-8.0      | 6.5-8.0     | 6.5-8.0       | 6.5-8.0     | 6.5-8.0        | 6.5-8.0              | 6.5-8.0        | 6.5-8.0             | 6.5-8.0     | ج) مؤسسة الاقراض الزراعي              |
| 7.0                                   | 7.0          | 7.0         | 7.0           | 7.0         | 7.0            | 7.0                  | 7.0            | 7.0                 | 7.0         | د) بنك تنمية المصن                    |
|                                       |              |             |               |             |                |                      |                |                     |             | والقوى :                              |
| 7-8                                   | 7-8          | 7-8         | 7-8           | 7-8         | 7-8            | 7-8                  | 7-8            | 7-8                 | 5.5         | - مشاريع البلديات                     |
| 5.5-6.5                               | 5.5-6.5      | 5.5-6.5     | 5.5-6.5       | 5.5-6.5     | 5.5-6.5        | 5.5-6.5              | 5.5-6.5        | 5.5-6.5             | 4.5         | - مشاريع القوى                        |
| 5.0                                   | 5.0          | 5.0         | 5.0           | 5.0         | 5.0            | 5.0                  | 5.0            | 5.0                 | 5.0         | هـ) مؤسسة الاسكان                     |
|                                       |              |             |               |             |                |                      |                |                     |             | و) بنك الاسكان :                      |
| 8.5                                   | 8.5          | 8.5         | 8.5           | 8.5         | 8.5            | 8.5                  | 8.5            | 8.5                 | 8.5         | - القروض الفردية وقروض الجمعيات       |
| 8.75                                  | 9.0          | 9.0         | 9.0           | 9.0         | 9.0            | 9.0                  | 9.0            | 9.0                 | 9.0         | - القروض التجارية                     |
|                                       |              |             |               |             |                |                      |                |                     |             | المؤسسات المالية الاخرى               |
| 8-8.75                                | 8-9          | 8-9         | 8-9           | 8-9         | 8-9            | 8-9                  | 8-9            | 8-9                 | 8-9         | سلف وقروض الى القيعين                 |
| 10-12                                 | 10-12        | 10-12       | 10-12         | 10-12       | 10-12          | 10-12                | 10-12          | 9-10                | 9-10        | سلف وقروض الى غير القيعين             |

\* : تتضمن علاوة اصدار مدفوعة بنسبة ٣ %

\*\* : تتضمن علاوة اصدار مدفوعة بنسبة ٤ %

\*\*\* : تتضمن علاوة اصدار مدفوعة بنسبة ٥ %

## (٢١) هيكل اسعار الفائدة على القروض (تابع)

## (21) Term Structure of Lending Rates (Continued)

Percent Per Annum

| Date of change<br>Type of loan                  | 1986                 |                | 1985                 |              |                |                | 1984           | 1983           |                |             |
|---|----------------------|----------------|----------------------|--------------|----------------|----------------|----------------|----------------|----------------|-------------|
|   | تشرين الثاني<br>Nov. | حزيران<br>June | تشرين الثاني<br>Nov. | تموز<br>July | حزيران<br>June | نيسان<br>April | نيسان<br>April | ايلول<br>Sept. | حزيران<br>June | ايار<br>May |
| <b>Central Bank of Jordan</b>                   |                      |                |                      |              |                |                |                |                |                |             |
| Re-discount rate                                | 5.75                 | 6.25           | 6.25                 | 6.25         | 6.25           | 6.25           | 6.25           | 6.25           | 6.25           | 6.5         |
| Advances to specialized credit institutions     | 3-5                  | 3-5            | 3-5                  | 3-5          | 3-5            | 3-5            | 3-5.5          | 3-5.5          | 3-6            | 3-6         |
| Advances to commercial banks                    | 5.75                 | 5.75           | 5.75                 | 5.75         | 6.0            | 6.0            | 6.0            | 6.0            | 6.0            | 6.0         |
| Advances to other financial corps.              | 6.75                 | 7.25           | 7.25                 | 7.25         | 7.25           | 7.25           | 7.25           | 7.25           | 7.5            | 7.5         |
| <b>Government and public corporations debt.</b> |                      |                |                      |              |                |                |                |                |                |             |
| Development bonds for:                          |                      |                |                      |              |                |                |                |                |                |             |
| a) Banks and public corps.                      | **8.00               | **8.25         | *** 8.5              | ** 8.81      | 8.00           | ** 8.81        | ** 8.81        | * 8.50         | * 8.50         | * 8.38      |
| b) Individual and saving funds                  | 8.00                 | 8.25           | 8.5                  | 8.81         | 8.75           | 8.81           | 8.81           | 8.50           | 8.50           | 8.38        |
| Public corps. bonds                             | 7.5                  | 8.75           | 8.75                 | 8.75         | 8.75           | 8.75           | 8.75           | 8.75           | 8.75           | 8.75        |
| Treasury bills                                  | 5.0                  | 5.0            | 5.0                  | 5.0          | 5.0            | 5.0            | 5.0            | 5.0            | 5.0            | 5.0         |
| <b>Commercial banks</b>                         |                      |                |                      |              |                |                |                |                |                |             |
| Credit to residents                             | 8-8.75               | 8-8.75         | 8-8.75               | 8-8.75       | 8-8.75         | 8-8.75         | 8-8.75         | 8-8.75         | 8-8.75         | 8-8.75      |
| Credit to non-residents                         | 10-12                | 10-12          | 10-12                | 10-12        | 10-12          | 10-12          | 10-12          | 10-12          | 10-12          | 10-12       |
| <b>Specialized credit institutions</b>          |                      |                |                      |              |                |                |                |                |                |             |
| a) Industrial development bank:                 |                      |                |                      |              |                |                |                |                |                |             |
| - Advances to rural projects                    | 6.0                  | 6.0            | 6.0                  | 6.0          | 6.0            | 6.0            | 6.75           | 6.75           | 7.5            | 7.5         |
| - Advances to companies and other projects      | 7.5-8.0              | 7.5-8.0        | 7.5-8.0              | 7.5-8.0      | 7.5-8.0        | 7.5-8.0        | 7.75-8.25      | 7.75-8.25      | 8-9            | 8-9         |
| b) Cooperative organization                     | 6.5-8.0              | 6.5-8.0        | 6.5-8.0              | 6.5-8.0      | 6.5-8.0        | 6.5-8.0        | 6.5-8.0        | 6.5-8.0        | 6.5-8.0        | 6.5-8.0     |
| c) Agricultural credit corporation              | 6-8.5                | 6-8.5          | 7.0                  | 7.0          | 7.0            | 7.0            | 7.0            | 7.0            | 7.0            | 7.0         |
| d) Cities and villages development bank:        |                      |                |                      |              |                |                |                |                |                |             |
| - Municipal. projects                           | 7.5-8.5              | 7.5-8.5        | 7.5-8.5              | 7.5-8.5      | 7.5-8.5        | 7.5-8.5        | 7.5-8.5        | 7.5-8.5        | 7.5-8.5        | 7.5-8.5     |
| - Villages projects                             | 6-8.5                | 6-8.5          | 6-8.5                | 6-8.5        | 6-8.5          | 6-8.5          | 6-7            | 6-7            | 6-7            | 6-7         |
| e) Housing corporation                          | 5.0                  | 5.0            | 5.0                  | 5.0          | 5.0            | 5.0            | 5.0            | 5.0            | 5.0            | 5.0         |
| f) Housing bank:                                |                      |                |                      |              |                |                |                |                |                |             |
| - Individual and cooperatives loans             | 8.5                  | 8.5            | 8.5                  | 8.5          | 8.5            | 8.5            | 8.5            | 8.5            | 8.5            | 8.5         |
| - Commercial loans                              | 8.5                  | 8.75           | 8.75                 | 8.75         | 8.75           | 8.75           | 8.75           | 8.75           | 8.75           | 8.75        |
| <b>Other financial corporations</b>             |                      |                |                      |              |                |                |                |                |                |             |
| Credit to residents                             | 8-9                  | 8-9            | 8-9                  | 8-9          | 8-9            | 8-8.75         | 8-8.75         | 8-8.75         | 8-8.75         | 8-8.75      |
| Credit to non-residents                         | 10-12                | 10-12          | 10-12                | 10-12        | 10-12          | 10-12          | 10-12          | 10-12          | 10-12          | 10-12       |

\* : Including Paid Issue Premium of 3%.

\*\* : Including Paid Issue Premium of 4%.

\*\*\* : Including Paid Issue Premium of 5%.

(٢٢) حركة قروض مؤسسات الاقراض المتخصصة

Thousand JD

(22) Loans Movement of Specialized Credit Institutions

الف دينار

| مؤسسة الاسكان<br>Housing Corporation |                         | المنظمة التعاونية الاردنية<br>Jordan Co-operative Organization |                         | مؤسسة الاقراض الزراعي<br>Agricultural Credit Corporation |                         | بنك تنمية المدن والقرى<br>Cities and Villages Development Bank |                         | بنك الانماء الصناعي<br>Industrial Development Bank |                         | بنك الاسكان<br>Housing Bank |                         | المجموع<br>Total*    |                         | الفترة<br>Period       |
|--------------------------------------|-------------------------|--|-------------------------|--|-------------------------|--|-------------------------|--|-------------------------|-----------------------------|-------------------------|----------------------|-------------------------|------------------------|
| المسدد<br>Re-payment                 | المسحوب<br>Disbursement | المسدد<br>Re-payment   | المسحوب<br>Disbursement | المسدد<br>Re-payment                                     | المسحوب<br>Disbursement | المسدد<br>Re-payment   | المسحوب<br>Disbursement | المسدد<br>Re-payment                               | المسحوب<br>Disbursement | المسدد<br>Re-payment        | المسحوب<br>Disbursement | المسدد<br>Re-payment | المسحوب<br>Disbursement |                        |
| 420                                  | 70                      | 510  | 1,140                   | 1,940  | 2,830                   | 720  | 1,740                   | 560  | 2,110                   | 230                         | 4,570                   | 4,380                | 12,460                  | 1975                   |
| 470                                  | 283                     | 1,022  | 2,338                   | 1,659  | 2,516                   | 708  | 1,851                   | 766  | 3,089                   | 1,005                       | 13,046                  | 5,630                | 29,123                  | 1976                   |
| 338                                  | 765                     | 1,217  | 1,981                   | 1,764  | 2,685                   | 882  | 2,357                   | 1,166  | 3,745                   | 2,225                       | 21,828                  | 7,592                | 33,361                  | 1977                   |
| 347                                  | 9                       | 1,917  | 2,927                   | 2,245  | 3,215                   | 984  | 2,929                   | 2,010  | 3,853                   | 5,637                       | 23,707                  | 13,140               | 36,640                  | 1978                   |
| 391                                  | 98                      | 2,083  | 4,044                   | 2,153  | 3,266                   | 1,098  | 2,412                   | 1,918  | 4,021                   | 12,497                      | 32,790                  | 20,140               | 46,631                  | 1979                   |
| 698                                  | 13                      | 2,768  | 6,260                   | 2,829  | 4,147                   | 1,310  | 2,722                   | 2,572  | 5,067                   | 20,686                      | 42,311                  | 30,863               | 60,520                  | 1980                   |
| 628                                  | 104                     | 4,100  | 7,814                   | 3,401  | 6,632                   | 1,833  | 3,843                   | 5,502  | 8,910                   | 37,375                      | 58,227                  | 52,839               | 85,530                  | 1981                   |
| 994                                  | 2,249                   | 3,662  | 11,410                  | 3,528  | 6,466                   | 3,673  | 11,595                  | 4,584  | 11,095                  | 48,336                      | 80,223                  | 64,777               | 123,038                 | 1982                   |
| 2,267                                | 4,744                   | 3,443  | 6,428                   | 4,028  | 5,811                   | 5,873  | 14,134                  | 4,788  | 9,674                   | 27,594                      | 69,701                  | 47,993               | 110,492                 | 1983                   |
| 1,277                                | 2,447                   | 3,234  | 4,199                   | 4,564  | 5,042                   | 6,366  | 10,818                  | 7,200  | 6,723                   | 31,418                      | 79,966                  | 54,059               | 109,195                 | 1984                   |
| 1,691                                | 3,303                   | 2,598  | 3,363                   | 4,827  | 8,226                   | 5,750  | 9,245                   | 7,377  | 6,899                   | 68,501                      | 98,891                  | 90,744               | 129,927                 | 1985                   |
| 73                                   | 1,402                   | 161  | 238                     | 429  | 318                     | 665  | 1,106                   | 496  | 537                     |                             |                         |                      |                         | July 1984 تموز         |
| 221                                  | 6                       | 235  | 655                     | 247  | 523                     | 101  | 783                     | 656  | 268                     |                             |                         |                      |                         | Aug. آب                |
| 129                                  | 2                       | 92   | 351                     | 353  | 373                     | 787  | 667                     | 659  | 256                     | 6,626                       | 9,481                   | 11,930               | 16,966                  | Sep. أيلول             |
| 121                                  | 8                       | 255  | 448                     | 362  | 545                     | 428  | 1,117                   | 480  | 509                     |                             |                         |                      |                         | Oct. تشرين الاول       |
| 85                                   | -                       | 110  | 341                     | 442  | 497                     | 543  | 750                     | 248  | 431                     |                             |                         |                      |                         | Nov. تشرين الثاني      |
| 119                                  | 618                     | 160  | 234                     | 708  | 424                     | 1,363  | 763                     | 1,495  | 558                     | 10,431                      | 28,809                  | 17,350               | 36,052                  | Dec. كانون الاول       |
| 78                                   | 17                      | 153  | 112                     | 79   | 474                     | 229  | 1,246                   | 398  | 263                     |                             |                         |                      |                         | Jan. 1985 كانون الثاني |
| 85                                   | 746                     | 191  | 99                      | 183  | 639                     | 308  | 556                     | 652  | 503                     |                             |                         |                      |                         | Feb. شباط              |
| 226                                  | 243                     | 595  | 497                     | 375  | 672                     | 477  | 769                     | 770  | 566                     | 6,864                       | 11,012                  | 11,663               | 18,414                  | Mar. آذار              |
| 109                                  | -                       | 328  | 366                     | 164  | 524                     | 289  | 605                     | 443  | 546                     |                             |                         |                      |                         | Apr. نيسان             |
| 87                                   | -                       | 229  | 383                     | 269  | 504                     | 410  | 953                     | 672  | 877                     |                             |                         |                      |                         | May أيار               |
| 114                                  | -                       | 133  | 297                     | 623  | 533                     | 605  | 949                     | 680  | 553                     | 14,546                      | 38,098                  | 19,701               | 45,188                  | June حزيران            |
| 202                                  | 190                     | 198  | 260                     | 433  | 1,033                   | 418  | 931                     | 478  | 318                     |                             |                         |                      |                         | July تموز              |
| 102                                  | -                       | 73   | 295                     | 343  | 816                     | 556  | 655                     | 443  | 320                     |                             |                         |                      |                         | Aug. آب                |
| 98                                   | 12                      | 285  | 171                     | 545  | 508                     | 340  | 561                     | 626  | 402                     | 32,138                      | 13,893                  | 37,278               | 20,375                  | Sep. أيلول             |
| 92                                   | 55                      | 153  | 233                     | 320  | 733                     | 435  | 527                     | 810  | 327                     |                             |                         |                      |                         | Oct. تشرين الاول       |
| 254                                  | 1,634                   | 59   | 383                     | 657  | 1,063                   | 661  | 598                     | 731  | 624                     |                             |                         |                      |                         | Nov. تشرين الثاني      |
| 244                                  | 406                     | 201  | 267                     | 836  | 727                     | 1,022  | 885                     | 674  | 1,600                   | 14,953                      | 35,888                  | 22,102               | 45,950                  | Dec. كانون الاول       |
| 131                                  | 142                     | 99   | 99                      | 136  | 438                     | 429  | 722                     | 353  | 1,006                   |                             |                         |                      |                         | Jan. 1986 كانون الثاني |
| 121                                  | 147                     | 107  | 84                      | 331  | 451                     | 301  | 1,037                   | 485  | 343                     |                             |                         |                      |                         | Feb. شباط              |
| 137                                  | 130                     | 153  | 45                      | 286  | 535                     | 345  | 833                     | 944  | 1,071                   | 22,993                      | 20,148                  | 27,351               | 27,231                  | Mar. آذار              |
| 157                                  | 163                     | 380  | 19                      | 171  | 409                     | 324  | 847                     | 838  | 1,062                   |                             |                         |                      |                         | Apr. نيسان             |
| 94                                   | 48                      | 142  | 46                      | 339  | 381                     | 447  | 855                     | 642  | 804                     |                             |                         |                      |                         | May أيار               |
| 143                                  | 108                     | 37   | 4                       | 489  | 303                     | 522  | 627                     | 521  | 352                     | 8,918                       | 17,279                  | 14,164               | 23,307                  | June حزيران            |
| 130                                  | 72                      | 71   | 5                       | 336  | 569                     | 516  | 1,059                   | 1,874  | 807                     |                             |                         |                      |                         | July تموز              |
| 112                                  | 88                      | 41   | 68                      | 288  | 536                     | 487  | 790                     | 486  | 743                     |                             |                         |                      |                         | Aug. آب                |
| 127                                  | 101                     | 63   | 9                       | 231  | 669                     | 418  | 695                     | 894  | 282                     | 5,203                       | 11,312                  | 11,277               | 17,805                  | Sep. أيلول             |

Source: Specialized credit institutions.

Note: Repayment means principal, except for Housing corporation where interest is included.

\*: Figures of 1985, 1986 have been revised.

المصدر: مؤسسات الاقراض المتخصصة.

ملاحظة: المسدد عبارة عن الاقساط باستثناء مؤسسة الاسكان حيث الفوائد متضمنة.

\*: عدلت الارقام لعامي ١٩٨٥، ١٩٨٦.

(٢٣) تقاص البنوك

(23) Banks' Clearing

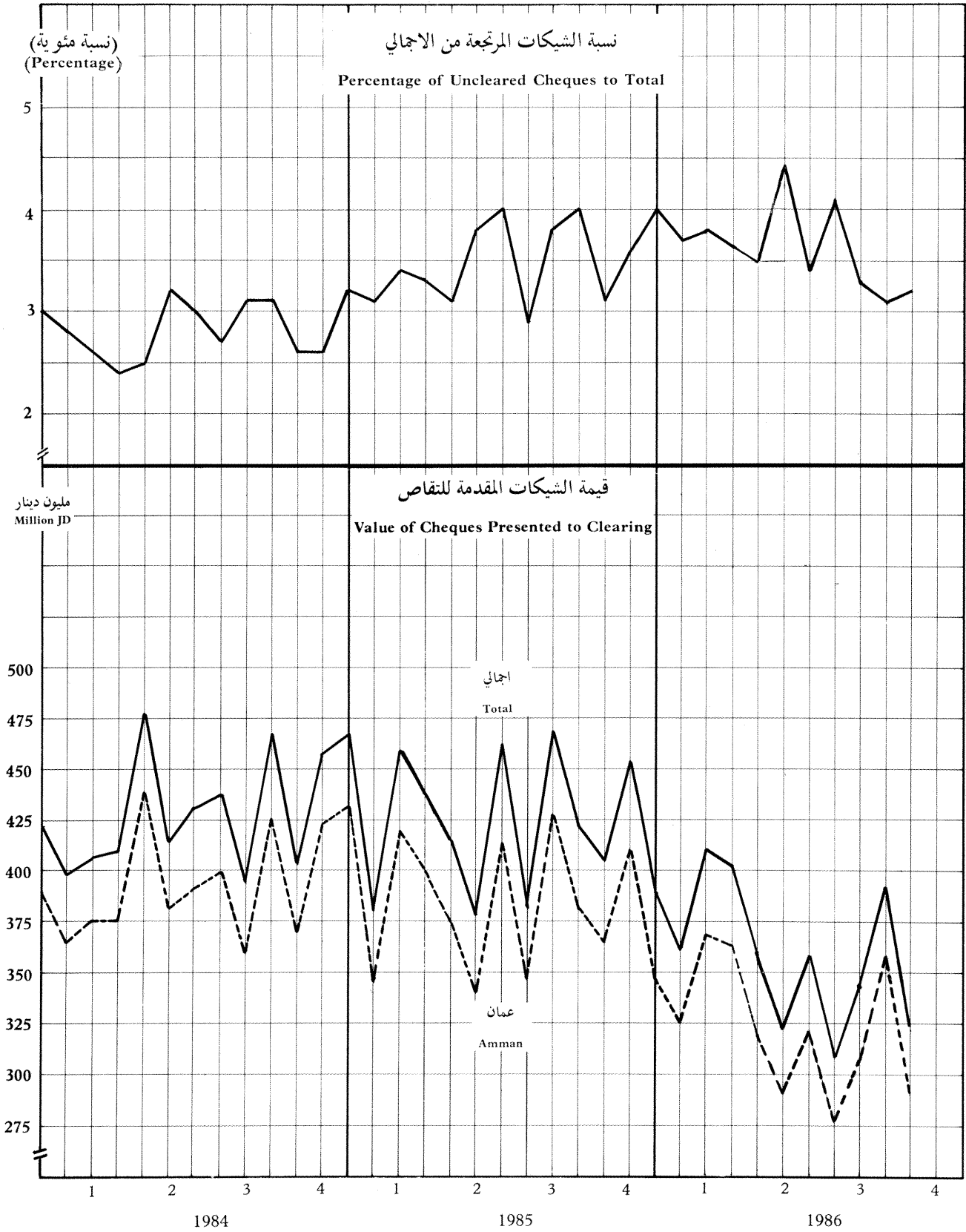
Thousand JD

الف دينار

| Cheques Cleared |   |                 |   | شيكات التماس    |   |                 |   | الشيكات المرتجعة  |   | الشيكات المقدمة للتقاص        |   | الفترة                    |
|-----------------|---|-----------------|---|-----------------|---|-----------------|---|-------------------|---|-------------------------------|---|---------------------------|
| العقبة Aqaba    |   | الزرقاء Zarqa   |   | الربيد Irbid    |   | عمان Amman      |   | Uncleared Cheques |   | Cheques Presented to Clearing |   |                           |
| القيمة<br>Value | العدد<br>(بالالف)<br>Number<br>(thousand) | القيمة<br>Value | العدد<br>(بالالف)<br>Number<br>(thousand) | القيمة<br>Value | العدد<br>(بالالف)<br>Number<br>(thousand) | القيمة<br>Value | العدد<br>(بالالف)<br>Number<br>(thousand) | القيمة<br>Value   | العدد<br>(بالالف)<br>Number<br>(thousand) | القيمة<br>Value               | العدد<br>(بالالف)<br>Number<br>(thousand) | Period                    |
| -               | -   | -               | -   | -               | -   | 690,593         | 1,335.8                                   | (n.a.)            | (n.a.)                                    | 690,593                       | 1,335.8                                   | 1975                      |
| -               | -   | -               | -   | -               | -   | 1,186,321       | 1,643.2                                   | (n.a.)            | (n.a.)                                    | 1,186,321                     | 1,643.2                                   | 1976                      |
| -               | -   | -               | -   | -               | -   | 1,199,129       | 1,730.9                                   | (n.a.)            | (n.a.)                                    | 1,199,129                     | 1,730.9                                   | 1977                      |
| -               | -   | -               | -   | 16,661          | 49.1                                      | 1,523,268       | 1,924.2                                   | (n.a.)            | (n.a.)                                    | 1,539,929                     | 1,973.3                                   | 1978                      |
| -               | -   | -               | -   | 62,657          | 155.8                                     | 2,138,911       | 2,259.0                                   | (n.a.)            | (n.a.)                                    | 2,201,568                     | 2,414.8                                   | 1979                      |
| -               | -   | 45,315          | 120.3                                     | 84,968          | 180.2                                     | 2,667,461       | 2,560.3                                   | (n.a.)            | (n.a.)                                    | 2,797,744                     | 2,860.8                                   | 1980                      |
| -               | -   | 89,505          | 189.0                                     | 111,716         | 194.3                                     | 3,636,549       | 3,002.5                                   | (n.a.)            | (n.a.)                                    | 3,837,770                     | 3,385.8                                   | 1981                      |
| 116,725         | 67.4                                      | 106,582         | 222.3                                     | 131,933         | 221.5                                     | 4,370,459       | 3,331.9                                   | 129,420           | 164.3                                     | 4,725,699                     | 3,843.1                                   | 1982                      |
| 120,147         | 72.8                                      | 125,414         | 241.5                                     | 147,926         | 256.5                                     | 4,673,603       | 3,529.4                                   | 145,574           | 142.0                                     | 5,067,090                     | 4,100.1                                   | 1983                      |
| 159,338         | 85.0                                      | 119,447         | 249.0                                     | 144,839         | 281.5                                     | 4,694,123       | 3,653.5                                   | 142,960           | 163.2                                     | 5,117,747                     | 4,269.0                                   | 1984                      |
| 188,135         | 91.1                                      | 126,366         | 261.3                                     | 160,533         | 298.5                                     | 4,659,002       | 3,743.4                                   | 176,555           | 165.6                                     | 5,134,036                     | 4,394.3                                   | 1985                      |
| 12,843          | 6.8                                       | 9,511           | 19.5                                      | 11,709          | 23.5                                      | 359,634         | 282.2                                     | 12,390            | 10.9                                      | 393,697                       | 332.0                                     | Sep. 1984 أيلول           |
| 16,547          | 8.9                                       | 10,176          | 22.3                                      | 14,731          | 26.5                                      | 426,133         | 339.8                                     | 14,262            | 13.4                                      | 467,587                       | 397.5                                     | Oct. تشرين الاول          |
| 13,015          | 7.2                                       | 8,193           | 19.0                                      | 12,021          | 22.5                                      | 370,370         | 283.9                                     | 10,365            | 10.8                                      | 403,599                       | 332.6                                     | Nov. تشرين الثاني         |
| 12,619          | 7.6                                       | 8,781           | 21.5                                      | 13,428          | 27.2                                      | 422,581         | 347.5                                     | 11,807            | 14.6                                      | 457,409                       | 403.8                                     | Dec. كانون الاول          |
| 13,354          | 7.7                                       | 8,731           | 21.3                                      | 13,387          | 24.3                                      | 431,551         | 313.9                                     | 14,940            | 15.3                                      | 467,023                       | 367.2                                     | 1985<br>Jan. كانون الثاني |
| 13,893          | 6.9                                       | 8,465           | 17.9                                      | 11,738          | 20.2                                      | 345,966         | 265.7                                     | 11,812            | 12.6                                      | 380,062                       | 310.7                                     | Feb. شباط                 |
| 16,736          | 8.0                                       | 9,263           | 21.6                                      | 13,757          | 24.6                                      | 419,894         | 317.0                                     | 15,438            | 13.9                                      | 459,650                       | 371.2                                     | Mar. آذار                 |
| 17,243          | 8.0                                       | 9,098           | 21.1                                      | 11,960          | 22.3                                      | 400,703         | 313.7                                     | 14,517            | 14.6                                      | 439,004                       | 365.1                                     | Apr. نيسان                |
| 16,667          | 7.9                                       | 10,290          | 22.6                                      | 12,715          | 25.3                                      | 374,957         | 325.2                                     | 12,720            | 13.3                                      | 414,629                       | 381.0                                     | May. أيار                 |
| 16,182          | 7.3                                       | 9,437           | 21.7                                      | 12,235          | 23.5                                      | 340,018         | 124.2                                     | 14,346            | 13.8                                      | 377,872                       | 176.7                                     | June حزيران               |
| 20,563          | 8.7                                       | 12,494          | 24.9                                      | 14,945          | 27.8                                      | 414,208         | 357.7                                     | 18,290            | 13.6                                      | 462,210                       | 419.1                                     | July تموز                 |
| 12,126          | 6.4                                       | 10,449          | 19.4                                      | 13,623          | 21.4                                      | 347,426         | 300.2                                     | 11,123            | 12.2                                      | 383,624                       | 347.4                                     | Aug. آب                   |
| 15,438          | 7.6                                       | 12,383          | 23.2                                      | 13,539          | 27.4                                      | 427,469         | 350.0                                     | 17,719            | 14.7                                      | 468,829                       | 408.2                                     | Sep. أيلول                |
| 14,713          | 7.8                                       | 11,753          | 23.8                                      | 13,705          | 27.9                                      | 381,854         | 355.4                                     | 16,823            | 13.0                                      | 422,025                       | 414.9                                     | Oct. تشرين الاول          |
| 14,682          | 6.7                                       | 11,833          | 20.3                                      | 13,321          | 24.2                                      | 364,955         | 328.4                                     | 12,637            | 13.1                                      | 404,791                       | 379.6                                     | Nov. تشرين الثاني         |
| 16,538          | 8.1                                       | 12,170          | 23.5                                      | 15,608          | 29.6                                      | 410,001         | 392.0                                     | 16,190            | 15.5                                      | 454,317                       | 453.2                                     | Dec. كانون الاول          |
| 16,506          | 7.6                                       | 10,477          | 20.0                                      | 14,859          | 24.5                                      | 347,732         | 315.8                                     | 15,752            | 14.3                                      | 389,574                       | 367.9                                     | 1986<br>Jan. كانون الثاني |
| 14,790          | 6.9                                       | 9,307           | 18.8                                      | 12,204          | 22.5                                      | 325,122         | 305.0                                     | 13,214            | 12.8                                      | 361,423                       | 353.2                                     | Feb. شباط                 |
| 16,734          | 8.3                                       | 10,337          | 22.8                                      | 14,568          | 27.2                                      | 368,220         | 360.9                                     | 15,644            | 15.6                                      | 409,859                       | 419.2                                     | Mar. آذار                 |
| 14,776          | 7.8                                       | 10,928          | 21.5                                      | 13,163          | 24.7                                      | 362,806         | 338.5                                     | 14,518            | 15.8                                      | 401,673                       | 392.5                                     | Apr. نيسان                |
| 15,983          | 6.8                                       | 10,419          | 22.6                                      | 12,830          | 24.6                                      | 319,887         | 336.6                                     | 12,474            | 13.8                                      | 359,119                       | 390.6                                     | May أيار                  |
| 7,931           | 6.8                                       | 10,497          | 22.5                                      | 12,345          | 22.8                                      | 292,536         | 328.1                                     | 14,254            | 13.1                                      | 323,309                       | 380.2                                     | June حزيران               |
| 12,499          | 7.6                                       | 11,492          | 24.4                                      | 12,966          | 25.6                                      | 321,376         | 386.6                                     | 12,254            | 13.3                                      | 358,333                       | 444.2                                     | July تموز                 |
| 10,191          | 5.8                                       | 9,871           | 20.3                                      | 11,228          | 21.8                                      | 277,323         | 295.5                                     | 12,659            | 12.2                                      | 308,613                       | 343.4                                     | Aug. آب                   |
| 11,981          | 7.1                                       | 10,619          | 21.7                                      | 13,175          | 23.9                                      | 307,398         | 322.0                                     | 11,313            | 11.5                                      | 343,173                       | 374.7                                     | Sep. أيلول                |
| 11,396          | 7.9                                       | 10,908          | 21.7                                      | 11,646          | 23.8                                      | 358,492         | 329.3                                     | 12,083            | 12.4                                      | 392,442                       | 382.7                                     | Oct. تشرين الاول          |
| 11,249          | 7.2                                       | 10,273          | 22.1                                      | 12,148          | 24.4                                      | 290,136         | 327.5                                     | 10,321            | 11.8                                      | 323,806                       | 381.2                                     | Nov. تشرين الثاني         |

(٦) تقاص البنوك

(6) Banks' Clearing



(٢٤) تطور أنشطة صندوق توفير البريد  
(24) Activities of the Postal Savings Fund

| Investments (in million of JD) الاستثمارات (بالعملة دينار) |   |   |                             | الودائع<br>(بالعملة دينار)<br>Deposits<br>(in million<br>of JD) | عدد الودعين<br>(بالآلاف شخص)<br>No. of<br>Depositors<br>(in thousand<br>persons) | عدد الفروع<br>No. of<br>branches | نهاية الفترة<br>End of Period |
|--|---|---|-----------------------------|---|--|----------------------------------|-------------------------------|
| مجموع<br>الاستثمارات<br>Total<br>Investments               | القروض المعنونة عن<br>طريق التجمع البنكي<br>Syndicated<br>loans | سندات حكومية<br>ومؤسسات عامة<br>Govt. & public<br>entities<br>bonds | اسهم شركات<br>Equity shares |   |  |                                  |                               |
| (n.a)  | (n.a)   | (n.a)   | (n.a)                       | 0.36  | 16.9   | 37                               | 1975                          |
| (n.a)  | (n.a)   | (n.a)   | (n.a)                       | 0.51  | 12.2   | 51                               | 1976                          |
| (n.a)  | (n.a)   | (n.a)   | (n.a)                       | 1.22  | 37.7   | 72                               | 1977                          |
| 1.86   | -   | 1.22  | 0.64                        | 1.86  | 48.3   | 87                               | 1978                          |
| 2.55   | -   | 1.29  | 1.26                        | 3.04  | 62.7   | 98                               | 1979                          |
| 3.94   | 0.41  | 1.21  | 2.32                        | 4.56  | 75.1   | 213                              | 1980                          |
| 7.90   | 0.95  | 0.20  | 6.75                        | 5.58  | 104.9  | 237                              | 1981                          |
| 8.00   | 1.20  | -   | 6.80                        | 6.25  | 118.1  | 237                              | 1982                          |
| 7.60   | 0.81  | -   | 6.79                        | 6.33  | 135.6  | 237                              | 1983                          |
| 7.55   | 0.73  | -   | 6.82                        | 6.61  | 148.4  | 257                              | 1984                          |
| 7.55   | 0.73  | -   | 6.82                        | 6.83  | 164.1  | 264                              | 1985                          |
| 7.60   | 0.81  | -   | 6.79                        | 6.55  | 144.2  | 251                              | Sep. 1984<br>ايلول            |
| 7.60   | 0.73  | -   | 6.87                        | 6.66  | 145.4  | 257                              | Oct.<br>تشرين الاول           |
| 7.55   | 0.73  | -   | 6.82                        | 6.68  | 146.4  | 257                              | Nov.<br>تشرين الثاني          |
| 7.55   | 0.73  | -   | 6.82                        | 6.61  | 148.4  | 257                              | Dec.<br>كانون الاول           |
| 7.55   | 0.73  | -   | 6.82                        | 6.60  | 148.6  | 257                              | Jan. 1985<br>كانون الثاني     |
| 7.55   | 0.73  | -   | 6.82                        | 6.63  | 151.0  | 260                              | Feb.<br>شباط                  |
| 7.55   | 0.73  | -   | 6.82                        | 6.96  | 152.4  | 262                              | Mar.<br>آذار                  |
| 7.55   | 0.73  | -   | 6.82                        | 6.93  | 152.3  | 262                              | Apr.<br>نيسان                 |
| 7.55   | 0.73  | -   | 6.82                        | 6.81  | 156.3  | 262                              | May<br>ايار                   |
| 7.55   | 0.73  | -   | 6.82                        | 6.74  | 158.3  | 262                              | June<br>حزيران                |
| 7.55   | 0.73  | -   | 6.82                        | 6.86  | 158.6  | 264                              | July<br>تموز                  |
| 7.55   | 0.73  | -   | 6.82                        | 6.91  | 159.7  | 264                              | Aug.<br>آب                    |
| 7.55   | 0.73  | -   | 6.82                        | 6.91  | 160.0  | 264                              | Sep.<br>ايلول                 |
| 7.55   | 0.73  | -   | 6.82                        | 6.87  | 162.3  | 264                              | Oct.<br>تشرين الاول           |
| 7.55   | 0.73  | -   | 6.82                        | 6.86  | 163.4  | 264                              | Nov.<br>تشرين الثاني          |
| 7.55   | 0.73  | -   | 6.82                        | 6.83  | 164.1  | 264                              | Dec.<br>كانون الاول           |
| 7.55   | 0.73  | -   | 6.82                        | 7.18  | 165.5  | 264                              | Jan. 1986<br>كانون الثاني     |
| 7.55   | 0.73  | -   | 6.82                        | 7.15  | 166.4  | 264                              | Feb.<br>شباط                  |
| 7.55   | 0.73  | -   | 6.82                        | 7.09  | 167.4  | 265                              | Mar.<br>آذار                  |
| 7.55   | 0.73  | -   | 6.82                        | 6.95  | 168.2  | 265                              | Apr.<br>نيسان                 |
| 7.55   | 0.73  | -   | 6.82                        | 6.84  | 168.8  | 265                              | May<br>ايار                   |
| 7.55   | 0.73  | -   | 6.82                        | 6.79  | 169.7  | 266                              | June<br>حزيران                |
| 7.55   | 0.73  | -   | 6.82                        | 6.75  | 170.6  | 270                              | July<br>تموز                  |
| 7.55   | 0.73  | -   | 6.82                        | 6.73  | 171.3  | 280                              | Aug.<br>آب                    |
| 7.55   | 0.73  | -   | 6.82                        | 6.74  | 172.1  | 280                              | Sep.<br>ايلول                 |
| 7.55   | 0.73  | -   | 6.82                        | 6.82  | 172.8  | 280                              | Oct.<br>تشرين الاول           |
| 7.55   | 0.73  | -   | 6.82                        | 6.85  | 173.5  | 281                              | Nov.<br>تشرين الثاني          |

Source: Postal Savings Fund.

المصدر: صندوق توفير البريد.

(٢٥) خلاصة الموازنة العامة للحكومة المركزية

(25) Summary of Central Government Budget

Thousand JD

الف دينار

| الاختلاف<br>Discrepancy | مصادر التمويل<br>Sources of finance               |  |                                     |                  |   | التقانات العامة<br>Public expenditures |   |                       | الارادات العامة<br>Public revenues |                  |   |  | الفترة<br>Period |                     |                        |
|-------------------------|---|--|-------------------------------------|------------------|---|--|---|-----------------------|------------------------------------|------------------|---|--|------------------|---------------------|------------------------|
|                         | التمويل المحلي (صافي)<br>Domestic Financing (Net) |  |                                     |                  |   | المجموع<br>Total                       | العجز /<br>الفرج<br>Overall<br>Deficit<br>(-)<br>surplus<br>(+) | الرأسمالية<br>Capital | الجارية<br>Current                 | المجموع<br>Total | مسترد<br>قروض<br>للحكومة<br>Loans<br>repaid<br>to<br>Central<br>Govt. | المساعدات<br>الخارجية<br>Foreign<br>grants |                  | المحلية<br>Domestic | المجموع<br>Total       |
|                         | مصادر<br>غير<br>بنكية<br>Non-<br>bank<br>sources  | البنوك<br>التجارية<br>Commer-<br>cial<br>Banks | البنك<br>المركزي<br>Central<br>Bank | المجموع<br>Total | التمويل<br>الخارجي<br>(صافي)<br>Foreign<br>financ-<br>ing (Net) |  |   |                       |                                    |                  |   |  |                  |                     |                        |
| 7,448                   | 4,420   | 5,936  | -12,332                             | -1,976           | 5,864   | 3,888                                  | -11,336   | 68,881                | 125,692                            | 194,573          | -   | 100,609                                    | 82,628           | 183,237             | 1975                   |
| 42,617                  | 12,115  | -6,018   | 20,057                              | 26,154           | 12,643  | 38,797                                 | -81,414   | 69,345                | 185,894                            | 255,239          | -   | 66,238                                     | 107,587          | 173,825             | 1976                   |
| -2,905                  | 6,843   | 5,388  | 174                                 | 12,405           | 51,577  | 63,982                                 | -61,077   | 129,941               | 195,587                            | 325,528          | -   | 122,202                                    | 142,249          | 264,451             | 1977                   |
| -605                    | 5,698   | 32,485   | -9,665                              | 28,518           | 82,885  | 111,403                                | -110,798  | 138,094               | 212,891                            | 350,985          | -   | 81,699                                     | 158,488          | 240,187             | 1978                   |
| 80,909                  | 5,908   | -16,297  | 3,862                               | -6,527           | 29,692  | 23,165                                 | -104,074  | 180,936               | 321,335                            | 502,271          | -   | 210,302                                    | 187,895          | 398,197             | 1979                   |
| 11,698                  | 4,890   | -3,781   | 32,058                              | 33,167           | 59,066  | 92,233                                 | -103,931  | 203,329               | 336,053                            | 539,382          | -   | 209,303                                    | 226,148          | 435,451             | 1980                   |
| 26,658                  | -1,353  | 3,701  | 19,626                              | 21,974           | 52,135  | 74,109                                 | -100,767  | 232,036               | 391,468                            | 623,504          | 7,226   | 206,312                                    | 309,199          | 522,737             | 1981                   |
| -4,152                  | 9   | 229  | 61,401                              | 61,639           | 55,505  | 117,144                                | -112,992  | 231,798               | 442,968                            | 674,766          | 150   | 199,582                                    | 362,042          | 561,774             | 1982                   |
| 1,351                   | 2,283   | 8,876  | -5,017                              | 6,142            | 60,712  | 66,854                                 | -68,205   | 214,388               | 453,675                            | 668,063          | 2,876   | 197,014                                    | 399,968          | 599,858             | 1983                   |
| 1,778                   | 12,148  | 45,034   | -5,551                              | 53,631           | 105,555   | 159,186                                | -160,964  | 201,288               | 485,207                            | 686,495          | 6,465   | 106,107                                    | 412,959          | 525,531             | (1)1984                |
| -71,919                 | 16,207  | 7,999  | 13,596                              | 37,802           | 162,045   | 199,847                                | -127,928  | 226,919               | 541,956                            | 768,875          | 11,615  | 194,871                                    | 434,461          | 640,947             | (1)1985                |
| -47,756                 | -1,713  | 2,742  | 42,781                              | 43,810           | 10,176  | 53,986                                 | -6,230  | 37,200                | 86,681                             | 123,881          | -   | 40,263                                     | 77,388           | 117,651             | 1st. Qtr. الربع الأول  |
| -57,391                 | 1,966   | -5,675   | 31,487                              | 27,778           | 1,136   | 28,914                                 | 28,477  | 36,445                | 93,809                             | 130,254          | -   | 57,553                                     | 101,178          | 158,731             | 2nd. Qtr. الربع الثاني |
| -26,923                 | 214   | 9,480  | 26,527                              | 36,221           | 1,833   | 38,054                                 | -11,131   | 28,631                | 92,034                             | 120,665          | -   | 26,207                                     | 83,327           | 109,534             | 3rd. Qtr. الربع الثالث |
| 127,918                 | -458  | -6,318   | -39,394                             | -46,170          | 42,360  | -3,810                                 | -124,108  | 129,522               | 170,444                            | 299,966          | 150   | 75,559                                     | 100,149          | 175,858             | 4th. Qtr. الربع الرابع |
| -53,882                 | 707   | 31,682   | 14,209                              | 46,598           | 6,347   | 52,945                                 | 937   | 19,667                | 99,123                             | 118,790          | -   | 38,361                                     | 81,366           | 119,727             | 1st. Qtr. الربع الأول  |
| -73,895                 | 1,275   | 1,112  | 38,999                              | 41,386           | 25,870  | 67,256                                 | 6,639   | 38,497                | 90,728                             | 129,225          | -   | 28,089                                     | 107,775          | 135,864             | 2nd. Qtr. الربع الثاني |
| 8,965                   | -713  | -22,489  | 18,741                              | -4,461           | 5,899   | 1,438                                  | -10,403   | 35,188                | 89,672                             | 124,860          | -   | 15,598                                     | 98,859           | 114,457             | 3rd. Qtr. الربع الثالث |
| 120,163                 | 1,014   | -1,429   | -76,966                             | -77,381          | 22,596  | -54,785                                | -65,378   | 121,036               | 174,152                            | 295,188          | 2,876   | 114,966                                    | 111,968          | 229,810             | 4th. Qtr. الربع الرابع |
| -69,693                 | 6,891   | 24,821   | 34,492                              | 66,204           | 13,274  | 79,478                                 | -9,785  | 47,173                | 99,255                             | 146,428          | 682   | 32,620                                     | 103,341          | 136,643             | 1st. Qtr. الربع الأول  |
| 14,768                  | -1,539  | -9,174   | 1,412                               | -9,301           | 7,780   | -1,521                                 | -13,247   | 43,739                | 105,231                            | 148,970          | 4,704   | 35,832                                     | 95,187           | 135,723             | 2nd. Qtr. الربع الثاني |
| -7,275                  | 298   | 22,119   | -11,076                             | 11,341           | -5,689  | 5,652                                  | 1,623   | 25,582                | 94,846                             | 120,428          | 653   | 10,150                                     | 111,248          | 122,051             | 3rd. Qtr. الربع الثالث |
| 63,978                  | 6,498   | 7,268  | -28,379                             | -14,613          | 90,190  | 75,577                                 | -139,555  | 84,794                | 185,875                            | 270,669          | 426   | 27,505                                     | 103,183          | 131,114             | 4th. Qtr. الربع الرابع |
| -90,194                 | 1,463   | 7,539  | 32,587                              | 41,589           | 30,968  | 72,557                                 | 17,637  | 36,284                | 105,959                            | 142,243          | 832   | 50,112                                     | 108,936          | 159,880             | 1st. Qtr. الربع الأول  |
| 13,352                  | 2,186   | -8,361   | 18,537                              | 12,362           | 16,927  | 29,289                                 | -42,641   | 50,276                | 123,599                            | 173,875          | 744   | 30,246                                     | 100,244          | 131,234             | 2nd. Qtr. الربع الثاني |
| 25,606                  | 1,610   | 5,155  | -28,777                             | -22,012          | 9,885   | -12,127                                | -13,479   | 49,567                | 126,193                            | 175,760          | 4,262   | 58,565                                     | 99,454           | 162,281             | 3rd. Qtr. الربع الثالث |
| -20,683                 | 10,948  | 3,666  | -8,751                              | 5,863            | 104,265   | 110,128                                | -89,445   | 90,792                | 186,205                            | 276,997          | 5,777   | 55,948                                     | 125,827          | 187,552             | 4th. Qtr. الربع الرابع |
| -6,397                  | 2,595   | 5,685  | 5,497                               | 13,777           | 6,708   | 20,485                                 | -14,088   | 31,890                | 126,796                            | 158,686          | 1,323   | 39,130                                     | 104,145          | 144,598             | 1st. Qtr. الربع الأول  |
| 17,850                  | -22,840   | -3,039   | 77,262                              | 51,383           | 12,663  | 64,046                                 | -81,896   | 64,064                | 128,551                            | 192,615          | 1,316   | 6,000                                      | 103,403          | 110,719             | 2nd. Qtr. الربع الثاني |
| 35,800                  | 19,329  | 3,614  | -26,104                             | -3,161           | 4,592   | 1,431                                  | -37,231   | 58,514                | 138,055                            | 196,569          | 9,022   | 53,253                                     | 97,063           | 159,338             | 3rd. Qtr. الربع الثالث |

Sources: Ministry of Finance.

Central Bank of Jordan.

\* : This item represents the difference between the budget deficit and the financing. This discrepancy resulted from registering the government revenue on the cash basis, while the government expenditures registered on the accrual basis.

\*\* Excludes repayments of internal and external loans principal.

\*\*\* : Includes IMF loan JD (22.599)thousand (Compensatory Financing).

(1) : Preliminary.

المصادر : وزارة المالية .

البنك المركزي الاردني .

\* : يعثل هذا البند الفرق بين عجز الموازنة والتمويل . ويرجع السبب في شهور هذا الاختلاف الى تسجيل اليرادات الحكومية على اساس ما يحرف بالعادة النقدية ، في حين يتم تسجيل النفقات الحكومية على اساس الاستحقاق .

\*\* : لا تشمل على تسديد القروض الداخلية والخارجية .

\*\*\* : تشمل قرض صندوق النقد الدولي بقيمة (٢٢٥٩٩) ألف دينار (التمويل التعويضي) .

(١) : اولي .

(٢٦) الإيرادات المحلية للحكومة المركزية

(26) Central Government Domestic Revenues

Thousand JD

الف دينار

| Non tax revenues الإيرادات غير الضريبية |  |   |                                    | Tax revenues الإيرادات الضريبية          |                |                   |                 |   |                  |                  |                                 |                  |                  | المجموع<br>الإيرادات<br>المحلية<br>Total<br>domestic<br>revenues | الفترة<br>Period       |
|---|--|---|------------------------------------|--|----------------|-------------------|-----------------|---|------------------|------------------|---------------------------------|------------------|------------------|--|------------------------|
|   |  |   | Indirect taxes الضرائب غير العاشرة |  |                |                   |                 | Direct taxes الضرائب العاشرة            |                  |                  |                                 |                  |                  |  |                        |
| إيرادات<br>مختلفة<br>Miscellaneous      | الفوائد<br>والأرباح<br>Interest<br>& profits | البرق<br>والبريد<br>والهاتف<br>Post,<br>telgr.&<br>telph. | المجموع<br>Total                   | الضريبة<br>الإضافية<br>Additional<br>tax | الرسوم<br>Fees | الرخص<br>Licenses | الكوس<br>Excise | الضرائب<br>الجمركية<br>Import<br>duties | المجموع<br>Total | أخرى*<br>Others* | ضريبة<br>الدخل<br>Income<br>tax | المجموع<br>Total | المجموع<br>Total |  |                        |
| 11,418                                  | 10,831                                       | 2,234   | 24,483                             | 3,646                                    | 7,668          | 5,910             | 10,657          | 20,902                                  | 48,783           | 85               | 9,277                           | 9,362            | 58,145           | 82,628   | 1975                   |
| 6,143                                   | 10,099                                       | 2,275   | 18,517                             | 5,286                                    | 12,664         | 10,605            | 9,097           | 39,985                                  | 77,637           | 2,094            | 9,339                           | 11,433           | 89,070           | 107,587  | 1976                   |
| 8,635                                   | 12,422                                       | 3,453   | 24,510                             | 6,407                                    | 8,367          | 13,103            | 9,875           | 63,995                                  | 101,747          | 2,749            | 13,243                          | 15,992           | 117,739          | 142,249  | 1977                   |
| 13,257                                  | 14,358                                       | 7,592   | 35,207                             | 6,176                                    | 13,404         | 13,296            | 6,999           | 61,354                                  | 101,229          | 3,491            | 18,561                          | 22,052           | 123,281          | 158,488  | 1978                   |
| 12,246                                  | 15,689                                       | 8,866   | 36,801                             | 8,007                                    | 17,061         | 15,591            | 10,567          | 72,060                                  | 123,286          | 5,424            | 22,384                          | 27,808           | 151,094          | 187,895  | 1979                   |
| 18,332                                  | 21,173                                       | 11,978  | 51,483                             | 10,118                                   | 19,541         | 18,902            | 13,210          | 78,031                                  | 139,802          | 8,084            | 26,779                          | 34,863           | 174,665          | 226,148  | 1980                   |
| 18,543                                  | 45,017                                       | 12,667  | 76,227                             | 11,525                                   | 36,543         | 25,175            | 16,888          | 94,069                                  | 184,200          | 8,791            | 39,981                          | 48,772           | 232,972          | 309,199  | 1981                   |
| 25,178                                  | 53,016                                       | 20,721  | 98,915                             | 12,688                                   | 37,997         | 24,807            | 24,109          | 109,748                                 | 209,349          | 10,106           | 43,672                          | 53,778           | 263,127          | 362,042  | 1982                   |
| 24,101                                  | 58,888                                       | 23,374  | 106,363                            | 13,466                                   | 42,042         | 25,753            | 35,301          | 120,569                                 | 237,131          | 10,457           | 46,017                          | 56,474           | 293,605          | 399,968  | 1983                   |
| 40,743                                  | 33,011                                       | 33,330  | 107,084                            | 16,546                                   | 44,088         | 28,632            | 37,373          | 118,933                                 | 245,572          | 11,601           | 48,702                          | 60,303           | 305,875          | 412,959  | ** 1984                |
| 30,335                                  | 36,655                                       | 39,850  | 106,840                            | 16,500                                   | 43,570         | 29,475            | 46,430          | 121,646                                 | 257,621          | 13,500           | 56,500                          | 70,000           | 327,621          | 434,461  | ** 1985                |
|   |  |   |                                    |  |                |                   |                 |   |                  |                  |                                 |                  |                  |  | 1982                   |
| 8,268                                   | 3,210  | 4,463   | 15,941                             | 2,907                                    | 8,662          | 6,610             | 4,537           | 24,738                                  | 47,454           | 2,657            | 11,336                          | 13,993           | 61,447           | 77,388   | 1st. Qtr. الربع الأول  |
| 6,542                                   | 22,303                                       | 4,898   | 33,743                             | 3,224                                    | 8,719          | 7,248             | 5,411           | 28,382                                  | 52,984           | 2,453            | 11,998                          | 14,451           | 67,435           | 101,178  | 2nd. Qtr. الربع الثاني |
| 7,853                                   | 7,244  | 3,786   | 18,883                             | 3,299                                    | 10,032         | 6,637             | 6,399           | 26,062                                  | 52,429           | 2,774            | 9,241                           | 12,015           | 64,444           | 83,327   | 3rd. Qtr. الربع الثالث |
| 2,515                                   | 20,259                                       | 7,574   | 30,348                             | 3,258                                    | 10,584         | 4,312             | 7,762           | 30,566                                  | 56,482           | 2,222            | 11,097                          | 13,319           | 69,801           | 100,149  | 4th. Qtr. الربع الرابع |
|   |  |   |                                    |  |                |                   |                 |   |                  |                  |                                 |                  |                  |  | 1983                   |
| 3,664                                   | 846  | 5,123   | 9,633                              | 2,882                                    | 8,581          | 7,015             | 5,691           | 30,011                                  | 54,180           | 2,075            | 15,478                          | 17,553           | 71,733           | 81,366   | 1st. Qtr. الربع الأول  |
| 5,515                                   | 25,671                                       | 5,213   | 36,399                             | 3,865                                    | 9,038          | 7,052             | 9,596           | 26,638                                  | 56,189           | 2,202            | 12,985                          | 15,187           | 71,376           | 107,775  | 2nd. Qtr. الربع الثاني |
| 12,258                                  | 15,086                                       | 4,144   | 31,488                             | 3,474                                    | 9,902          | 6,861             | 9,778           | 26,308                                  | 56,323           | 2,765            | 8,283                           | 11,048           | 67,371           | 98,859   | 3rd. Qtr. الربع الثالث |
| 2,664                                   | 17,285                                       | 8,894   | 28,843                             | 3,245                                    | 14,521         | 4,825             | 10,236          | 37,612                                  | 70,439           | 3,415            | 9,271                           | 12,686           | 83,125           | 111,968  | 4th. Qtr. الربع الرابع |
|   |  |   |                                    |  |                |                   |                 |   |                  |                  |                                 |                  |                  |  | ** 1984                |
| 11,864                                  | 8,529  | 7,035   | 27,428                             | 4,030                                    | 9,600          | 7,454             | 5,636           | 28,777                                  | 55,497           | 1,806            | 18,610                          | 20,416           | 75,913           | 103,341  | 1st. Qtr. الربع الأول  |
| 12,717                                  | 5,591  | 5,483   | 23,791                             | 3,765                                    | 9,745          | 7,335             | 8,738           | 28,303                                  | 57,886           | 1,715            | 11,795                          | 13,510           | 71,396           | 95,187   | 2nd. Qtr. الربع الثاني |
| 9,100                                   | 18,049                                       | 8,159   | 35,308                             | 4,979                                    | 12,221         | 7,250             | 11,514          | 27,873                                  | 63,837           | 2,827            | 9,276                           | 12,103           | 75,940           | 111,248  | 3rd. Qtr. الربع الثالث |
| 7,062                                   | 842  | 12,653  | 20,557                             | 3,772                                    | 12,522         | 6,593             | 11,485          | 33,980                                  | 68,352           | 5,253            | 9,021                           | 14,274           | 82,626           | 103,183  | 4th. Qtr. الربع الرابع |
|   |  |   |                                    |  |                |                   |                 |   |                  |                  |                                 |                  |                  |  | ** 1985                |
| 7,413                                   | 7,086  | 10,300  | 24,799                             | 3,729                                    | 9,785          | 6,124             | 9,109           | 29,236                                  | 57,983           | 2,408            | 23,746                          | 26,154           | 84,137           | 108,936  | 1st. Qtr. الربع الأول  |
| 6,298                                   | 11,669                                       | 7,430   | 25,397                             | 3,665                                    | 9,915          | 6,146             | 10,538          | 31,237                                  | 61,501           | 1,977            | 11,369                          | 13,346           | 74,847           | 100,244  | 2nd. Qtr. الربع الثاني |
| 6,389                                   | 840  | 9,051   | 16,280                             | 4,202                                    | 10,933         | 8,003             | 14,701          | 30,010                                  | 67,849           | 5,829            | 9,496                           | 15,325           | 83,174           | 99,454   | 3rd. Qtr. الربع الثالث |
| 10,235                                  | 17,060                                       | 13,069  | 40,364                             | 4,904                                    | 12,937         | 9,202             | 12,082          | 31,163                                  | 70,288           | 3,286            | 11,889                          | 15,175           | 85,463           | 125,827  | 4th. Qtr. الربع الرابع |
|   |  |   |                                    |  |                |                   |                 |   |                  |                  |                                 |                  |                  |  | ** 1986                |
| 8,531                                   | 1,529  | 10,335  | 20,395                             | 3,552                                    | 10,449         | 8,175             | 10,645          | 28,476                                  | 61,297           | 2,125            | 20,328                          | 22,453           | 83,750           | 104,145  | 1st. Qtr. الربع الأول  |
| 6,367                                   | 7,819  | 12,176  | 26,362                             | 3,454                                    | 9,351          | 7,321             | 12,587          | 32,674                                  | 65,387           | 2,675            | 8,979                           | 11,654           | 77,041           | 103,403  | 2nd. Qtr. الربع الثاني |
| 6,898                                   | 6,197  | 9,880   | 22,975                             | 3,382                                    | 10,762         | 7,915             | 12,469          | 26,154                                  | 60,682           | 4,958            | 8,448                           | 13,406           | 74,088           | 97,063   | 3rd. Qtr. الربع الثالث |

Source: Ministry of Finance .

\* : Includes taxes on Property, departure, property-sale and 30% of stamp duties.

\*\* : Preliminary .

المصدر : وزارة المالية .

\* : تشمل على ضريبة الأملاك ، ضريبة المغادرين ، ضريبة بيع العقار ونسبة ٣٠٪ من ضوابط الواردات .

\*\* : أوليائية .

(٢٧) الإيرادات الخارجية للحكومة المركزية

(27) Foreign Receipts of Central Government

Thousand JD

الف دينار

| Development Loans |         |        |                             |              |                              |                           |        |                 |          |         | المساعدات الخارجية |                | المجموع | الفترة                |
|-------------------|---------|--------|-----------------------------|--------------|------------------------------|---------------------------|--------|-----------------|----------|---------|--------------------|----------------|---------|-----------------------|
| القروض الإنمائية  |         |        |                             |              |                              |                           |        |                 |          |         | Foreign grants     |                |         |                       |
| (٢) اخصري         | اليابان | العراق | ** الصندوق العربي للمساعدات | السعودية     | الولايات المتحدة / الأمريكية | (٢) مؤسسة الأمانة الدولية | الكويت | ألمانيا الغربية | بريطانيا | المجموع | اخرى ***           | دعم الميزانية  | المجموع | الفترة                |
| Other             | Japan   | Iraq   | Arab Fund                   | Saudi Arabia | U.S.A.I.D                    | I.D.A.                    | Kuwait | W.Germany       | U.K.     | Total   | Other              | Budget support | Total   | Period                |
| 2,818             | -       | -      | -                           | -            | 2,556                        | 3,219                     | 1,079  | 5,185           | 1,298    | 16,155  | 3,500              | 97,109         | 116,764 | 1975                  |
| 5,248             | -       | 1,412  | 1,755                       | -            | 5,414                        | 863                       | 2,441  | 2,755           | -        | 19,888  | 12                 | 66,226         | 86,126  | 1976                  |
| 8,981             | 1,500   | 3,500  | 5,896                       | 4,000        | 13,590                       | 2,582                     | 7,124  | 11,338          | -        | 58,511  | 6                  | 122,196        | 180,713 | 1977                  |
| 8,620             | 3,250   | 3,000  | 6,500                       | 35,250       | 13,930                       | 973                       | 8,200  | 8,874           | 2,100    | 90,697  | -                  | 81,699         | 172,396 | 1978                  |
| 9,169             | 775     | 3,040  | 1,991                       | 2,461        | 2,703                        | 2,239                     | 10,304 | 3,442           | 1,500    | 37,624  | -                  | 210,302        | 247,926 | 1979                  |
| 18,448            | 1,939   | 4,905  | 2,410                       | 5,001        | 17,513                       | 2,590                     | 11,717 | 4,695           | 2,348    | 71,566  | 6,469              | 202,834        | 280,869 | 1980                  |
| 31,041            | 3,675   | 5,048  | 3,955                       | 7,036        | 5,147                        | 1,424                     | 8,389  | 5,689           | 4,327    | 75,731  | -                  | 206,312        | 282,043 | 1981                  |
| 34,676            | 5,406   | 4,582  | 1,690                       | 2,510        | 6,425                        | 3,766                     | 3,313  | 2,365           | 538      | 65,271  | -                  | 199,582        | 264,853 | 1982                  |
| 35,089            | 3,128   | -      | 627                         | 9,570        | 8,605                        | 2,187                     | 15,721 | 1,874           | -        | 76,801  | 332                | 196,682        | 273,815 | 1983                  |
| 92,740            | 5,804   | 10,800 | 2,068                       | 10,939       | 3,385                        | -                         | 10,666 | 648             | 4,210    | 141,260 | -                  | 106,107        | 247,367 | (1) 1984              |
| 139,180           | 6,451   | 13,500 | 5,900                       | 7,790        | 8,470                        | -                         | 14,237 | 4,575           | 1,400    | 201,503 | -                  | 194,871        | 396,374 | (1) 1985              |
| 1982              |         |        |                             |              |                              |                           |        |                 |          |         |                    |                |         |                       |
| 449               | -       | -      | 147                         | 2,448        | 1,369                        | 722                       | 197    | 269             | 458      | 6,059   | -                  | 40,263         | 46,332  | الربع الاول 1st.Qtr.  |
| 2,820             | -       | -      | 21                          | 62           | 175                          | 125                       | -      | 10              | 70       | 2,283   | -                  | 57,553         | 60,836  | الربع الثاني 2nd.Qtr. |
| 2,460             | -       | -      | -                           | -            | -                            | 6                         | -      | 13              | -        | 2,479   | -                  | 26,207         | 28,685  | الربع الثالث 3rd.Qtr. |
| 28,947            | 5,406   | 4,582  | 1,522                       | -            | 4,881                        | 2,913                     | 3,116  | 2,073           | -        | 53,440  | -                  | 75,559         | 128,999 | الربع الرابع 4th.Qtr. |
| 1983              |         |        |                             |              |                              |                           |        |                 |          |         |                    |                |         |                       |
| 3,469             | 1,269   | -      | 25                          | 1,338        | 1,090                        | -                         | 817    | 517             | -        | 8,525   | -                  | 38,261         | 46,886  | الربع الاول 1st.Qtr.  |
| 19,910            | 1,612   | -      | 602                         | 5,825        | 724                          | -                         | 452    | 108             | -        | 29,233  | -                  | 28,089         | 57,322  | الربع الثاني 2nd.Qtr. |
| 4,188             | 247     | -      | -                           | 2,407        | 1,281                        | -                         | 1,709  | 1,097           | -        | 10,929  | -                  | 15,598         | 26,527  | الربع الثالث 3rd.Qtr. |
| 7,522             | -       | -      | -                           | -            | 5,510                        | 2,187                     | 12,743 | 152             | -        | 28,114  | 332                | 114,634        | 143,080 | الربع الرابع 4th.Qtr. |
| (1) 1984          |         |        |                             |              |                              |                           |        |                 |          |         |                    |                |         |                       |
| 5,711             | 2,662   | -      | 188                         | 3,627        | 2,285                        | -                         | 1,492  | 608             | 100      | 16,673  | -                  | 32,620         | 49,293  | الربع الاول 1st.Qtr.  |
| 1,714             | 1,521   | -      | 1,347                       | 2,386        | 951                          | -                         | 5,975  | 40              | -        | 13,934  | -                  | 35,832         | 49,766  | الربع الثاني 2nd.Qtr. |
| 3,137             | 1,621   | -      | 172                         | 681          | 149                          | -                         | 2,802  | -               | -        | 8,552   | -                  | 10,150         | 18,712  | الربع الثالث 3rd.Qtr. |
| 82,178            | -       | 10,800 | 361                         | 4,245        | -                            | -                         | 397    | -               | 4,110    | 102,091 | -                  | 27,505         | 129,596 | الربع الرابع 4th.Qtr. |
| (1) 1985          |         |        |                             |              |                              |                           |        |                 |          |         |                    |                |         |                       |
| 28,159            | 1,705   | -      | 697                         | 522          | 1,765                        | -                         | 3,302  | 1,742           | 8        | 37,900  | -                  | 50,112         | 88,012  | الربع الاول 1st.Qtr.  |
| 12,886            | 877     | -      | 1,755                       | 5,233        | 926                          | -                         | 3,891  | 911             | 1        | 26,480  | -                  | 30,246         | 56,726  | الربع الثاني 2nd.Qtr. |
| 8,835             | 1,597   | -      | 1,028                       | 2,035        | 984                          | -                         | 1,241  | 1,535           | -        | 17,256  | -                  | 58,565         | 75,821  | الربع الثالث 3rd.Qtr. |
| 89,300            | 2,272   | 13,500 | 2,420                       | -            | 4,795                        | -                         | 5,803  | 386             | 1,391    | 119,867 | -                  | 55,948         | 175,815 | الربع الرابع 4th.Qtr. |
| (1) 1986          |         |        |                             |              |                              |                           |        |                 |          |         |                    |                |         |                       |
| 5,385             | 2,065   | -      | 831                         | 1,044        | 332                          | -                         | 816    | 1,106           | 622      | 12,201  | -                  | 39,130         | 51,331  | الربع الاول 1st.Qtr.  |
| 8,424             | 7,069   | -      | 294                         | 3,052        | 890                          | -                         | 1,125  | 1,514           | 622      | 22,990  | -                  | 6,000          | 28,990  | الربع الثاني 2nd.Qtr. |
| 5,750             | 3,286   | -      | 1,100                       | 973          | -                            | -                         | 921    | 374             | 104      | 12,508  | -                  | 53,253         | 65,761  | الربع الثالث 3rd.Qtr. |

Sources: Ministry of Finance.  
 : Ministry of Planning.  
 : Central Bank of Jordan.  
 \* : Includes JD(22,599) thousand, the value of I.M.F. compensatory facility.  
 \*\* : Arab Fund for economic and social development.  
 \*\*\* : Includes economic and technical assistance, expection loans, economic & technical assistance.  
 (1) : Preliminary.  
 (2) : Revised Figures

المصدر: وزارة المالية.  
 : وزارة التخطيط.  
 : البنك المركزي الأردني.  
 \* : تشمل على (٢٢٥٩٩ ألف دينار) قيمة القرض التعويضي من صندوق النقد الدولي.  
 \*\* : الصندوق العربي للإنماء الاقتصادي والاجتماعي.  
 \*\*\* : تشمل على المساعدات الاقتصادية والفنية والقروض والمساعدات الاقتصادية والفنية المعتمدة.  
 (١) : أولية.  
 (٢) : ارقام معدلة

(٢٨) النفقات العامة للحكومة المركزية

Thousand JD

(28) Government Expenditures

الف دينار

| Type of expenditures                             | *1986                     |                           |                          | *1985                     |                           |                | *1985          | *1984          | 1983           | 1982           | 1981                           | انواع النفقات |
|--|---------------------------|---------------------------|--------------------------|---------------------------|---------------------------|----------------|----------------|----------------|----------------|----------------|--------------------------------|---------------|
|  | الربع الثالث<br>3rd. Qtr. | الربع الثاني<br>2nd. Qtr. | الربع الأول<br>1st. Qtr. | الربع الرابع<br>4th. Qtr. | الربع الثالث<br>3rd. Qtr. |                |                |                |                |                |                                |               |
| <b>Total</b>                                     | <u>205,992</u>            | <u>204,809</u>            | <u>172,317</u>           | <u>294,033</u>            | <u>186,131</u>            | <u>818,767</u> | <u>729,435</u> | <u>705,274</u> | <u>693,545</u> | <u>647,100</u> | <u>المجموع</u>                 |               |
| Recurring  | 138,055                   | 128,551                   | 126,796                  | 186,205                   | 126,193                   | 541,956        | 485,207        | 453,675        | 442,968        | 391,468        | متكرره                         |               |
| Capital  | 67,937                    | 76,258                    | 45,521                   | 107,828                   | 59,938                    | 276,811        | 244,228        | 251,599        | 250,577        | 255,632        | رأساليه                        |               |
| <b>1- General administration</b>                 | <u>1,897</u>              | <u>1,736</u>              | <u>1,854</u>             | <u>1,488</u>              | <u>1,355</u>              | <u>5,559</u>   | <u>4,162</u>   | <u>4,121</u>   | <u>4,073</u>   | <u>3,568</u>   | ١- الإدارة العامة              |               |
| Recurring  | 1,897                     | 1,736                     | 1,854                    | 1,488                     | 1,355                     | 5,559          | 4,162          | 4,121          | 4,073          | 3,568          | متكرره                         |               |
| Capital  | -                         | -                         | -                        | -                         | -                         | -              | -              | -              | -              | -              | رأساليه                        |               |
| <b>2- Defence</b>                                | <u>55,772</u>             | <u>46,000</u>             | <u>49,155</u>            | <u>43,906</u>             | <u>53,538</u>             | <u>185,162</u> | <u>168,000</u> | <u>168,000</u> | <u>156,650</u> | <u>138,000</u> | ٢- الدفاع                      |               |
| Recurring  | 55,772                    | 46,000                    | 49,155                   | 43,906                    | 53,538                    | 185,162        | 168,000        | 168,000        | 156,650        | 138,000        | متكرره                         |               |
| Capital  | -                         | -                         | -                        | -                         | -                         | -              | -              | -              | -              | -              | رأساليه                        |               |
| <b>3- Internal order &amp; security</b>          | <u>10,867</u>             | <u>9,042</u>              | <u>8,441</u>             | <u>19,664</u>             | <u>7,963</u>              | <u>42,756</u>  | <u>36,846</u>  | <u>36,022</u>  | <u>34,718</u>  | <u>30,222</u>  | ٣- الأمن والنظام الداخلي       |               |
| Recurring  | 9,849                     | 8,551                     | 8,294                    | 16,868                    | 7,886                     | 39,681         | 33,450         | 32,619         | 30,033         | 27,489         | متكرره                         |               |
| Capital  | 1,018                     | 491                       | 147                      | 2,796                     | 77                        | 3,075          | 3,396          | 3,403          | 4,685          | 2,733          | رأساليه                        |               |
| <b>4- International affairs</b>                  | <u>1,674</u>              | <u>1,438</u>              | <u>1,279</u>             | <u>3,288</u>              | <u>1,415</u>              | <u>6,843</u>   | <u>5,801</u>   | <u>5,756</u>   | <u>7,872</u>   | <u>5,237</u>   | ٤- الشؤون الدبلوماسية          |               |
| Recurring  | 1,451                     | 1,338                     | 1,256                    | 2,456                     | 1,273                     | 5,850          | 5,267          | 5,056          | 5,118          | 4,538          | متكرره                         |               |
| Capital  | 223                       | 100                       | 23                       | 832                       | 142                       | 993            | 534            | 700            | 2,754          | 699            | رأساليه                        |               |
| <b>5- Finance administration</b>                 | <u>65,862</u>             | <u>64,655</u>             | <u>50,037</u>            | <u>119,804</u>            | <u>49,549</u>             | <u>261,522</u> | <u>235,388</u> | <u>217,132</u> | <u>200,035</u> | <u>198,262</u> | ٥- الإدارة المالية             |               |
| Recurring  | 35,644                    | 36,759                    | 30,496                   | 80,837                    | 29,431                    | 169,548        | 154,383        | 128,354        | 137,462        | 119,612        | متكرره                         |               |
| Capital  | 30,218                    | 27,896                    | 19,541                   | 38,967                    | 20,118                    | 91,974         | 81,005         | 88,778         | 62,573         | 78,650         | رأساليه                        |               |
| <b>6- Economic development services</b>          | <u>36,457</u>             | <u>47,544</u>             | <u>27,951</u>            | <u>59,087</u>             | <u>40,554</u>             | <u>179,776</u> | <u>153,773</u> | <u>145,909</u> | <u>151,079</u> | <u>151,440</u> | ٦- خدمات التنمية الاقتصادية    |               |
| Recurring  | 4,092                     | 4,016                     | 4,240                    | 3,509                     | 3,960                     | 15,595         | 14,298         | 15,263         | 13,988         | 12,632         | متكرره                         |               |
| Capital  | 32,365                    | 43,528                    | 23,711                   | 55,578                    | 36,594                    | 164,181        | 139,475        | 130,646        | 137,091        | 138,808        | رأساليه                        |               |
| <b>7- Social services</b>                        | <u>24,492</u>             | <u>24,773</u>             | <u>25,897</u>            | <u>33,084</u>             | <u>23,287</u>             | <u>100,682</u> | <u>85,582</u>  | <u>86,929</u>  | <u>94,535</u>  | <u>79,425</u>  | ٧- الخدمات الاجتماعية          |               |
| Recurring  | 23,067                    | 23,692                    | 25,095                   | 28,494                    | 22,023                    | 93,687         | 79,905         | 80,025         | 76,278         | 67,080         | متكرره                         |               |
| Capital  | 1,425                     | 1,081                     | 802                      | 4,590                     | 1,264                     | 6,995          | 5,677          | 6,904          | 18,257         | 12,345         | رأساليه                        |               |
| <b>8- Culture &amp; information services</b>     | <u>2,825</u>              | <u>2,001</u>              | <u>2,008</u>             | <u>3,456</u>              | <u>2,838</u>              | <u>10,405</u>  | <u>10,899</u>  | <u>9,506</u>   | <u>12,792</u>  | <u>10,541</u>  | ٨- الخدمات الثقافية والإعلامية |               |
| Recurring  | 2,009                     | 1,808                     | 1,964                    | 2,875                     | 2,661                     | 9,214          | 9,555          | 8,529          | 8,940          | 8,592          | متكرره                         |               |
| Capital  | 816                       | 193                       | 44                       | 581                       | 177                       | 1,191          | 1,344          | 977            | 3,852          | 1,949          | رأساليه                        |               |
| <b>9- Communication &amp; transport services</b> | <u>6,146</u>              | <u>7,620</u>              | <u>5,695</u>             | <u>10,256</u>             | <u>5,632</u>              | <u>26,062</u>  | <u>28,984</u>  | <u>31,899</u>  | <u>31,791</u>  | <u>30,405</u>  | ٩- خدمات المواصلات والنقل      |               |
| Recurring  | 4,274                     | 4,651                     | 4,442                    | 5,772                     | 4,066                     | 17,660         | 16,187         | 11,708         | 10,426         | 9,957          | متكرره                         |               |
| Capital  | 1,872                     | 2,969                     | 1,253                    | 4,484                     | 1,566                     | 8,402          | 12,797         | 20,191         | 21,365         | 20,448         | رأساليه                        |               |

Source: Ministry of Finance.

\* : Preliminary.

المصدر: وزارة المالية.

\* : أولي.

(٢٩) التصنيف الاقتصادي لنفقات الحكومة المركزية

(29) Economic Classification of Government Expenditure

Thousand JD

الف دينار

| Code   | 1985           | 1984           | 1983           | 1982           | 1981           | 1980           | 1979           | 1978           | 1977           | التصنيف                           |
|--|----------------|----------------|----------------|----------------|----------------|----------------|----------------|----------------|----------------|-----------------------------------|
| <u>Public expenditures</u>                   | <u>818,767</u> | <u>729,435</u> | <u>705,274</u> | <u>693,545</u> | <u>647,100</u> | <u>563,144</u> | <u>515,664</u> | <u>361,510</u> | <u>337,839</u> | النفقات العامة                    |
| <u>A. Recurring expenditures</u>             | <u>541,956</u> | <u>485,207</u> | <u>453,675</u> | <u>442,968</u> | <u>391,468</u> | <u>336,053</u> | <u>321,335</u> | <u>212,891</u> | <u>195,587</u> | النفقات الجارية                   |
| 1) <u>Salaries, wages and allowances</u>     | <u>114,650</u> | <u>98,572</u>  | <u>95,815</u>  | <u>88,634</u>  | <u>81,191</u>  | <u>68,034</u>  | <u>58,910</u>  | <u>43,742</u>  | <u>37,714</u>  | (١) الرواتب والاجور والعلاوات     |
| 2) <u>Public debt services</u>               | <u>48,971</u>  | <u>40,573</u>  | <u>31,316</u>  | <u>20,817</u>  | <u>21,732</u>  | <u>14,413</u>  | <u>13,302</u>  | <u>9,364</u>   | <u>8,446</u>   | (٢) خدمة الدين                    |
| Interest payments on internal debt           | 16,002         | 13,296         | 12,732         | 9,590          | 5,177          | 7,310          | (n.a.)         | (n.a.)         | (n.a.)         | فوائد القروض الداخلية             |
| Interest payments on external debt           | 32,969         | 27,277         | 18,584         | 11,227         | 16,555         | 7,103          | (n.a.)         | (n.a.)         | (n.a.)         | فوائد القروض الخارجية             |
| 3) <u>Subsidies and other transfers</u>      | <u>40,333</u>  | <u>50,540</u>  | <u>37,133</u>  | <u>58,311</u>  | <u>49,458</u>  | <u>57,120</u>  | <u>59,179</u>  | <u>12,205</u>  | <u>13,037</u>  | (٣) الدعم وتحويلات اخرى           |
| Electricity and fuel subsidy                 | 25,000         | 36,900         | 26,672         | 40,850         | 24,000         | 32,820         | 34,681         | -              | -              | دعم المحروقات والكهرباء           |
| Extraordinary and food subsidy               | 5,333          | 5,840          | 8,347          | 13,499         | 21,479         | 20,319         | 20,569         | 8,518          | 9,020          | الطاقة ودعم التموين               |
| Displaced relief                             | 4,000          | 4,000          | 2,114          | 3,962          | 3,979          | 3,981          | 3,929          | 3,687          | 4,017          | اعانة النازحين                    |
| Other  | 6,000          | 3,800          | -              | -              | -              | -              | -              | -              | -              | اخرى                              |
| 4) <u>Grants and awards</u>                  | <u>66,362</u>  | <u>54,238</u>  | <u>54,167</u>  | <u>50,684</u>  | <u>40,488</u>  | <u>25,732</u>  | <u>28,913</u>  | <u>19,908</u>  | <u>21,017</u>  | (٤) الهبات والمساعدات             |
| Subsidies, compensations and pensions        | 63,955         | 52,177         | 52,251         | 49,149         | 39,074         | 24,641         | 27,992         | 19,021         | 20,501         | الاعانات والمكافآت والتقاعد       |
| Contributions and compensations for property | 2,407          | 2,061          | 1,916          | 1,535          | 1,414          | 1,091          | 921            | 887            | 516            | المساهمات وتعويضات الممتلكات      |
| 5) <u>Defence and security</u>               | <u>219,012</u> | <u>196,270</u> | <u>195,998</u> | <u>182,509</u> | <u>161,470</u> | <u>137,033</u> | <u>132,328</u> | <u>102,347</u> | <u>94,500</u>  | (٥) الدفاع والامن                 |
| 6) <u>Other expenditures</u>                 | <u>52,628</u>  | <u>44,314</u>  | <u>39,246</u>  | <u>42,013</u>  | <u>37,129</u>  | <u>33,721</u>  | <u>28,703</u>  | <u>25,325</u>  | <u>20,873</u>  | (٦) نفقات اخرى                    |
| Travel and field allowances                  | 9,090          | 5,869          | 6,007          | 5,994          | 4,519          | 4,441          | 3,116          | 3,299          | 2,843          | اجور النقل وعلاوات السفر والميدان |
| Rent   | 4,907          | 4,153          | 3,949          | 3,424          | 2,668          | 2,289          | 2,075          | 1,823          | 1,691          | الايجارات                         |
| Post, telegram, water and electricity        | 4,646          | 4,594          | 5,199          | 3,468          | 3,410          | 2,000          | 1,694          | 1,196          | 898            | البرق والبريد والماء والكهرباء    |
| Equipment, machines and furniture            | 11,186         | 9,723          | 10,782         | 15,430         | 13,894         | 10,042         | 11,960         | 10,421         | 9,116          | اجهزة والات واطارات وسوازم        |
| Miscellaneous                                | 22,799         | 19,975         | 13,309         | 13,697         | 12,638         | 14,949         | 9,858          | 8,586          | 6,325          | متفرقة                            |
| <u>B. Capital expenditures</u>               | <u>276,811</u> | <u>244,228</u> | <u>251,599</u> | <u>250,577</u> | <u>255,632</u> | <u>227,091</u> | <u>194,329</u> | <u>148,619</u> | <u>142,252</u> | ب- النفقات الرأسمالية             |
| 1) <u>Ordinary capital expenditures</u>      | <u>60,957</u>  | <u>49,574</u>  | <u>42,385</u>  | <u>24,928</u>  | <u>29,364</u>  | <u>28,490</u>  | <u>17,409</u>  | <u>11,791</u>  | <u>13,660</u>  | (١) نفقات رأسمالية عادية          |
| Land, buildings and construction             | 9,252          | 5,246          | 3,565          | 3,139          | 1,923          | 1,119          | 677            | 285            | 527            | اراضي وابنية واشتراكات            |
| Apparatuses and machines                     | 1,762          | 1,308          | 1,540          | 2,919          | 3,656          | 3,406          | 2,865          | 800            | 490            | اجهزة ومعدات والات                |
| Settlement of loans and obligations          | 49,892         | 42,940         | 37,212         | 18,780         | 23,596         | 23,762         | 13,392         | 10,526         | 12,311         | تسديد القروض والات للتمويلات      |
| Other  | 51             | 80             | 68             | 90             | 189            | 203            | 475            | 180            | 332            | اخرى                              |
| 2) <u>Development capital expenditures</u>   | <u>215,854</u> | <u>194,654</u> | <u>209,214</u> | <u>225,649</u> | <u>226,268</u> | <u>198,601</u> | <u>176,920</u> | <u>136,828</u> | <u>128,592</u> | (٢) نفقات رأسمالية انمائية        |
| Salaries and wages                           | 3,382          | 4,166          | 4,298          | 4,684          | 2,258          | 1,090          | 1,015          | 879            | 653            | رواتب واجور                       |
| Studies and research                         | 10,893         | 9,138          | 14,401         | 12,187         | 11,174         | 4,570          | 3,110          | 3,563          | 2,825          | دراسات وابحاث                     |
| Equipment, machines and apparatuses          | 12,762         | 14,366         | 14,578         | 10,003         | 9,806          | 8,733          | 9,494          | 6,153          | 5,526          | معدات والات واجهزة ولوازم         |
| Land, buildings and constructions            | 149,590        | 132,286        | 134,045        | 164,563        | 153,663        | 155,838        | 134,518        | 113,605        | 100,720        | اراضي وابنية واشتراكات            |
| Investments and loans                        | 35,636         | 32,094         | 38,028         | 31,119         | 47,332         | 1,531          | 27,166         | 10,887         | 17,596         | قروض واستثمارات                   |
| Other  | 3,591          | 2,604          | 3,864          | 3,093          | 2,035          | 26,839         | 1,617          | 1,741          | 1,272          | اخرى                              |

Sources: Central Bank of Jordan.  
Ministry of Finance.  
\* : Preliminary.

المصادر : البنك المركزي الاردني  
وزارة المالية  
\* : اولي

(٣٠) الدين العام الداخلي

Thousand JD

(30) Internal Public Debt.

الف دينار

|                               | حركة الدين العام خلال كانون الثاني - تشرين الثاني ١٩٨٦ |                                 |                       |                | حركة الدين خلال عام ١٩٨٥               |                         |                                 | الرصيد غير المسدد |                |                |                |                |                           |
|-------------------------------|--|---------------------------------|-----------------------|----------------|--|-------------------------|---------------------------------|-------------------|----------------|----------------|----------------|----------------|---------------------------|
|                               | Movement During Jan.-Nov. 1986                         |                                 |                       |                | Movement During 1985                   |                         |                                 | Debt Outstanding  |                |                |                |                |                           |
|                               | الرصيد غير المسدد<br>Debt Out-standing                 | الاصدارات الجديدة<br>New Issues | التسديدات<br>Payments |                | الفوائد والحوافز<br>Interests & Prizes | الاطفا*<br>Amortization | الاصدارات الجديدة<br>New Issues | 1985              | 1984           | 1983           | 1982           | 1981           |                           |
| <b>Grand total</b>            | <b>477,904</b>   | <b>594,393</b>                  | <b>15,967</b>         | <b>490,883</b> | <b>15,112</b>                          | <b>574,730</b>          | <b>606,455</b>                  | <b>374,394</b>    | <b>342,669</b> | <b>314,072</b> | <b>278,150</b> | <b>231,650</b> | المجموع العمومي           |
| <b>A) Treasury bills</b>      | <b>118,000</b>   | <b>430,000</b>                  | <b>5,463</b>          | <b>425,000</b> | <b>5,503</b>                           | <b>427,000</b>          | <b>437,000</b>                  | <b>113,000</b>    | <b>103,000</b> | <b>96,500</b>  | <b>88,500</b>  | <b>74,500</b>  | (أ) اذونات الخزانة        |
| Central bank                  | -  | 7,445                           | 186                   | -              | 93                                     | 1,000                   | 32,140                          | -                 | -              | 32,845         | 52,630         | 41,440         | البنك المركزي             |
| Commercial banks              | 117,050  | 421,775                         | 5,239                 | 424,785        | 4,283                                  | 422,035                 | 400,970                         | 112,055           | 102,695        | 63,470         | 35,015         | 32,520         | البنوك التجارية           |
| Other                         | 950  | 780                             | 38                    | 215            | 1,127                                  | 3,965                   | 3,890                           | 945               | 305            | 185            | 855            | 540            | اخرى                      |
| <b>B) Government bonds</b>    | <b>117,000</b>   | <b>15,500</b>                   | <b>6,820</b>          | <b>7,500</b>   | <b>7,753</b>                           | <b>3,000</b>            | <b>20,000</b>                   | <b>109,000</b>    | <b>92,000</b>  | <b>85,000</b>  | <b>79,000</b>  | <b>70,000</b>  | (ب) السندات الحكومية      |
| Central bank                  | 24,264   | 144                             | 277                   | 1,340          | 1,400                                  | 351                     | 71                              | 10,887            | 20,823         | 34,319         | 33,448         | 22,630         | البنك المركزي             |
| Commercial banks              | 51,306   | 14,175                          | 2,315                 | 3,000          | 2,428                                  | 1,000                   | 9,851                           | 39,699            | 28,110         | 19,644         | 17,036         | 17,679         | البنوك التجارية           |
| Other                         | 41,430   | 1,181                           | 4,228                 | 3,160          | 3,925                                  | 1,649                   | 10,078                          | 58,414            | 43,067         | 31,037         | 28,516         | 29,691         | اخرى                      |
| <b>C) Public corps. bonds</b> | <b>23,150</b>  | <b>-</b>                        | <b>1,225</b>          | <b>-</b>       | <b>1,856</b>                           | <b>3,000</b>            | <b>-</b>                        | <b>23,150</b>     | <b>26,150</b>  | <b>26,150</b>  | <b>26,150</b>  | <b>22,150</b>  | (ج) سندات المؤسسات العامة |
| Central bank                  | 930  | -                               | 1                     | -              | 538                                    | 1,956                   | -                               | 6,059             | 8,017          | 5,855          | 4,644          | 46             | البنك المركزي             |
| Commercial banks              | 19,778   | -                               | 1,080                 | -              | 1,136                                  | 1,044                   | -                               | 14,828            | 16,090         | 18,250         | 19,893         | 21,360         | البنوك التجارية           |
| Other                         | 2,442  | -                               | 144                   | -              | 182                                    | -                       | -                               | 2,263             | 2,043          | 2,045          | 1,613          | 744            | اخرى                      |
| <b>D) Treasury bonds</b>      | <b>21,000</b>  | <b>21,000</b>                   | <b>2,479</b>          | <b>-</b>       | <b>-</b>                               | <b>-</b>                | <b>-</b>                        | <b>-</b>          | <b>-</b>       | <b>-</b>       | <b>-</b>       | <b>-</b>       | (د) سندات الخزانة         |
| Central bank                  | -  | -                               | 503                   | -              | -                                      | -                       | -                               | -                 | -              | -              | -              | -              | البنك المركزي             |
| Commercial banks              | 21,000   | 21,000                          | 1,976                 | -              | -                                      | -                       | -                               | -                 | -              | -              | -              | -              | البنوك التجارية           |
| Other                         | -  | -                               | -                     | -              | -                                      | -                       | -                               | -                 | -              | -              | -              | -              | اخرى                      |
| <b>E) Advances</b>            | <b>198,754</b>   | <b>127,893</b>                  | <b>-</b>              | <b>58,383</b>  | <b>-</b>                               | <b>141,730</b>          | <b>149,455</b>                  | <b>129,244</b>    | <b>121,519</b> | <b>106,422</b> | <b>84,500</b>  | <b>65,000</b>  | (هـ) السلف                |
| Ordinary advance              | 124,485  | 4,510                           | -                     | -              | -                                      | 110,730                 | 118,455                         | 119,975           | 112,250        | 100,000        | 84,500         | 65,000         | السلفة العادية            |
| Extraordinary advance         | 59,269   | 108,383                         | -                     | 58,383         | -                                      | 16,000                  | 16,000                          | 9,269             | 9,269          | 6,422          | -              | -              | السلف الاستثنائية         |
| Advance against profits       | 15,000   | 15,000                          | -                     | -              | -                                      | 15,000                  | 15,000                          | -                 | -              | -              | -              | -              | سلفة الأرباح              |

Source : Central Bank of Jordan.

المصدر : البنك المركزي الأردني .

Thousand JD

## (٣١) الدين العام الخارجي

## (31) External Public Debt.

الف دينار

| Source                                       | حركة القروض الخارجية خلال الربع الثالث ١٩٨٦<br>Loans Movement During 3rd Qtr. 1986 |                   |                           | وضع الدين المتراكم في نهاية الربع الثالث ١٩٨٦<br>Accumulative Ext. Public Debt at the End of 3rd. Qtr. 1986 |                   |  |  | الرصيد المتراكم غير المعدد في نهاية الفترة<br>Accumulative Debt Outstanding at the End of Period |         |         |         | المصدر  |
|--|--|-------------------|---------------------------|---|-------------------|--|--|--|---------|---------|---------|---|
|  | التسديدات<br>Payments  |                   | المحجوب<br>Dis-<br>bursed | التسديدات<br>Payments   |                   | الرصيد<br>غير<br>المحجوب<br>Undis-<br>bursed | الرصيد<br>غير<br>المعدد<br>Debt out-<br>standing | 1985   | 1984    | 1983    | 1982    |   |
|  | اقساط<br>Principal   | فوائد<br>Interest |                           | اقساط<br>Principal  | فوائد<br>Interest |  |  |  |         |         |         |   |
| A) Government Debt                           | 7,373  | 9,021             | 58,071                    | 204,630   | 150,751           | 387,357                                      | 779,810  | 764,236  | 645,741 | 526,278 | 394,603 | ١) قروض الحكومة                                   |
| 1. Foreign Governments                       | 2,507  | 2,695             | 23,963                    | 106,078   | 75,488            | 213,868                                      | 396,545  | 401,196  | 397,563 | 357,245 | 302,915 | ١) حكومات اجنبية                                  |
| United Kingdom                               | 434  | 169               | -                         | 10,911  | 2,401             | 3,000  | 18,633   | 20,386   | 19,846  | 23,544  | 19,895  | المملكة المتحدة                                   |
| West Germany                                 | -  | 8                 | 621                       | 13,081  | 12,485            | 21,832                                       | 69,804   | 59,298   | 46,534  | 49,341  | 51,807  | المانيا الغربية                                   |
| United States                                | 264  | 264               | 2,964                     | 12,835  | 14,468            | 15,973                                       | 81,657   | 84,041   | 90,979  | 80,378  | 68,602  | الولايات المتحدة الامريكية                        |
| Japan  | -  | 679               | 8,388                     | 3,148   | 4,294             | 14,835                                       | 49,387   | 28,558   | 23,523  | 15,810  | 7,535   | اليابان   |
| France                                       | -  | 7                 | -                         | 385   | 1,760             | -  | 9,209  | 9,075  | 8,051   | 7,293   | 5,279   | فرنسا   |
| Italy  | -  | 241               | 6,058                     | 123   | 594               | 7,656  | 15,223   | 8,648  | 4,578   | 1,943   | -       | ايطاليا   |
| Kuwait                                       | 497  | 585               | 845                       | 24,953  | 16,322            | 21,810                                       | 67,091   | 73,213   | 75,400  | 60,110  | 48,232  | الكويت  |
| Saudi Arabia                                 | 601  | 605               | 5,087                     | 25,128  | 16,823            | 21,128                                       | 45,715   | 73,156   | 80,112  | 72,047  | 61,437  | السعودية  |
| Abu-Dhabi                                    | 554  | 78                | -                         | 9,205   | 3,503             | -  | 4,373  | 6,145  | 8,040   | 8,578   | 8,841   | ابو ظبي   |
| Iraq   | -  | -                 | -                         | 880   | 668               | 82,445                                       | 23,521   | 25,636   | 28,226  | 26,315  | 19,495  | العراق  |
| Other  | 157  | 59                | -                         | 5,429   | 2,170             | 25,189                                       | 11,932   | 13,040   | 12,274  | 11,886  | 11,792  | اخرى  |
| 2. International and Regional Lending Insts. | 851  | 3,749             | 17,058                    | 20,518  | 29,818            | 165,371                                      | 165,185  | 142,641  | 98,767  | 85,021  | 64,255  | ٢) مؤسسات الاقراض الدولية والاقليمية              |
| IDA  | 49   | 45                | -                         | 1,633   | 2,213             | -  | 27,583   | 29,896   | 33,088  | 30,929  | 27,654  | مؤسسة الامم المتحدة والبنك الدولي                 |
| Arab Fund *                                  | 326  | 433               | 920                       | 5,762   | 8,542             | 35,998                                       | 21,204   | 24,746   | 21,556  | 20,469  | 19,230  | الصندوق العربي *                                  |
| The OPEC Special Fund                        | -  | 76                | -                         | 699   | 803               | -  | 5,756  | 2,618  | 3,097   | 3,079   | 3,026   | الصندوق الخاص للابريك                             |
| IBRD   | 403  | 1,126             | 12,539                    | 5,523   | 12,192            | 112,898                                      | 58,000   | 38,483   | 21,544  | 11,242  | 6,849   | البنك الدولي                                      |
| EEC (European Investment Bank)               | 73   | 189               | 3,599                     | 736   | 1,748             | 1,814  | 12,196   | 6,178  | 4,529   | 5,258   | 3,587   | السوق الأوروبية المشتركة (بنك الاستثمار الاوروبي) |
| Islamic D. Bank                              | -  | 42                | -                         | 1,861   | 710               | 10,471                                       | 4,264  | 4,648  | 5,369   | 5,577   | 3,098   | البنك الاسلامي للتنمية                            |
| IFAD **                                      | -  | -                 | -                         | -   | 324               | 4,190  | 4,235  | 3,108  | 2,533   | 1,496   | 811     | الصندوق الدولي **                                 |
| Arab Monetary Fund                           | -  | -                 | -                         | 4,304   | 932               | -  | 8,413  | 10,004   | 7,051   | 6,971   | -       | صندوق النقد العربي                                |
| IMF  | -  | 1,838             | -                         | -   | 2,354             | -  | 23,534   | 22,960   | -       | -       | -       | صندوق النقد الدولي                                |
| 3. Foreign Banks                             | 4,015  | 2,577             | 17,050                    | 69,391  | 43,509            | 8,118  | 217,206  | 219,285  | 147,810 | 82,177  | 25,368  | ٣) مصارف اجنبية                                   |
| 4. Foreign Commercial Companies              | -  | -                 | -                         | 8,643   | 1,936             | -  | 874  | 1,114  | 1,601   | 1,835   | 2,065   | ٤) شركات اجنبية تجارية                            |
| B) Government - Guaranteed Debt              | 12,641   | 4,571             | 146                       | 208,732   | 149,546           | 20,085                                       | 245,442  | 290,583  | 313,997 | 288,767 | 229,893 | ب) قروض بكفالة الحكومة                            |
| 1. Foreign Governments                       | 4,950  | 2,401             | 56                        | 67,781  | 46,976            | 4,085  | 84,229   | 101,024  | 108,708 | 113,054 | 120,931 | ١) حكومات اجنبية                                  |
| Kuwait                                       | 160  | 55                | -                         | 2,310   | 1,356             | -  | 1,768  | 2,306  | 2,768   | 3,017   | 3,278   | الكويت  |
| Libya  | -  | -                 | -                         | 1,264   | 1,942             | -  | 2,291  | 2,871  | 4,030   | 3,730   | 3,515   | ليبيا   |
| West Germany                                 | -  | -                 | 56                        | 126   | 803               | 610  | 7,384  | 6,215  | 4,959   | 5,091   | 3,974   | المانيا الغربية                                   |
| United States                                | 4,790  | 2,346             | -                         | 64,081  | 42,875            | 3,475  | 72,786   | 89,632   | 96,951  | 101,216 | 110,164 | الولايات المتحدة الامريكية                        |
| 2. International and Regional Lending Insts. | 1,308  | 657               | -                         | 12,507  | 18,866            | -  | 29,100   | 34,959   | 39,627  | 38,578  | 29,573  | ٢) مؤسسات الاقراض الدولية والاقليمية              |
| 3. Foreign Banks                             | 1,690  | 508               | -                         | 103,934   | 56,724            | 13,751                                       | 66,089   | 76,487   | 83,472  | 56,597  | 37,043  | ٣) مصارف اجنبية                                   |
| 4. Foreign Commercial Companies              | 4,693  | 1,005             | 90                        | 24,510  | 26,980            | 2,249  | 66,024   | 78,113   | 82,190  | 80,538  | 42,346  | ٤) شركات اجنبية تجارية                            |
| Grand Total ( A + B )                        | 20,014   | 13,592            | 58,217                    | 413,362   | 300,297           | 407,442                                      | 1,025,252  | 1,054,819  | 959,738 | 815,045 | 624,496 | المجموع العام ( أ + ب )                           |

Source: Ministry of Planning and Central Bank of Jordan.

المصدر : وزارة التخطيط والبنك المركزي الاردني .

\* : Arab Fund for Economic and Social Development.

\* : الصندوق العربي للاقتصاد والاجتماعي .

\*\* : The International Fund for Agricultural Development.

\*\* : الصندوق الدولي للتنمية الزراعية .

\* (٣٢) حركة ميناء العقبة  
\* (32) Activity in Aqaba Port

| المجموع الصادر والوارد<br>Total of imports & exports | البضائع الواردة Imported goods |                    |                     | البضائع الصادرة Exported goods |                                       |                      |                     |                           |   |                       | عدد الركاب No. of passengers |      | عدد البواخر<br>Number of Vessels | الفترة<br>Period |
|--|--------------------------------|--------------------|---------------------|--------------------------------|---------------------------------------|----------------------|---------------------|---------------------------|---|-----------------------|------------------------------|------|----------------------------------|------------------|
|  | المجموع<br>Total               | ترانزيت<br>Transit | مستوربات<br>Imports | المجموع<br>Total               | الصادرات الرئيسية<br>Domestic exports |                      |                     | إعادة تصدير<br>Re-exports | صادرات أخرى وترانزيت<br>Other exports & transit | مغادرون<br>Departures | قادمون<br>Arrivals           |      |                                  |                  |
|  |                                |                    |                     |                                | أخرى<br>Other                         | أسمدة<br>Fertilizers | فوسفات<br>Phosphate |                           |   |                       |                              |      |                                  |                  |
| 3000.5   | 1368.6                         | -                  | 1368.6              | 1631.9                         | -                                     | -                    | 1626.9              | 4.6                       | 0.4   | -                     | -                            | 1064 | 1976                             |                  |
| 3111.4   | 1389.1                         | -                  | 1389.1              | 1722.3                         | -                                     | -                    | 1705.4              | 2.6                       | 14.3  | -                     | -                            | 944  | 1977                             |                  |
| 3659.1   | 1550.9                         | 88.2               | 1462.7              | 2108.2                         | -                                     | -                    | 2095.0              | 3.4                       | 9.8   | -                     | 1562                         | 1197 | 1978                             |                  |
| 5043.5   | 2301.3                         | 161.1              | 2140.2              | 2742.2                         | 16.0                                  | -                    | 2684.1              | 6.5                       | 35.6  | -                     | 7291                         | 1238 | 1979                             |                  |
| 6642.1   | 3024.1                         | 941.4              | 2082.7              | 3618.0                         | 6.0                                   | -                    | 3562.1              | 4.3                       | 45.6  | 17309                 | 30151                        | 1466 | 1980                             |                  |
| 9426.3   | 5804.6                         | 3030.7             | 2773.9              | 3621.7                         | 5.5                                   | -                    | 3489.6              | 28.4                      | 98.2  | 12331                 | 74668                        | 1744 | 1981                             |                  |
| 11672.8  | 7837.3                         | 4166.3             | 3671.0              | 3835.5                         | 3.0                                   | 82.0                 | 3562.3              | 46.1                      | 142.1   | 99262                 | 273551                       | 2599 | 1982                             |                  |
| 11157.9  | 6098.8                         | 2936.9             | 3161.9              | 5059.1                         | 155.6                                 | 431.5                | 3670.2              | 162.1                     | 639.7   | 262020                | 261761                       | 2454 | 1983                             |                  |
| 13606.5  | 6448.4                         | 3220.0             | 3228.4              | 7158.1                         | 194.0                                 | 774.7                | 4714.9              | 59.1                      | 1415.4  | 176550                | 344648                       | 2329 | 1984                             |                  |
| 14547.7  | 6370.1                         | 4007.9             | 2362.2              | 8177.6                         | 953.0                                 | 519.5                | 4609.5              | 49.4                      | 2046.2  | 211047                | 441278                       | 2671 | 1985                             |                  |
| 1050.6   | 561.7                          | 294.2              | 267.5               | 488.9                          | 0.3                                   | 93.3                 | 384.1               | 2.7                       | 8.5   | 13375                 | 34746                        | 162  | Sep. 1984                        | أيلول            |
| 1158.0   | 396.9                          | 156.2              | 240.7               | 761.1                          | 2.9                                   | 128.6                | 454.6               | 7.2                       | 167.8   | 17958                 | 40119                        | 208  | Oct.                             | تشرين الأول      |
| 1222.7   | 604.2                          | 297.4              | 306.8               | 618.5                          | 28.9                                  | 55.4                 | 375.7               | 1.5                       | 157.0   | 14721                 | 14700                        | 185  | Nov.                             | تشرين الثاني     |
| 1511.7   | 673.3                          | 355.3              | 318.0               | 838.4                          | 83.7                                  | 23.0                 | 635.4               | 5.0                       | 91.3  | 18850                 | 14458                        | 206  | Dec.                             | كانون الأول      |
| 1285.5   | 692.2                          | 504.7              | 187.5               | 593.3                          | 60.5                                  | 34.5                 | 369.1               | 4.8                       | 124.4   | 9837                  | 16321                        | 172  | Jan. 1985                        | كانون الثاني     |
| 971.9  | 449.5                          | 267.5              | 182.0               | 522.4                          | 43.0                                  | 53.5                 | 311.2               | 3.8                       | 110.9   | 7193                  | 19997                        | 152  | Feb.                             | شباط             |
| 1271.1   | 604.8                          | 429.8              | 175.0               | 666.3                          | 76.9                                  | 65.9                 | 376.2               | 2.6                       | 144.7   | 7510                  | 26914                        | 172  | Mar.                             | آذار             |
| 1086.1   | 572.6                          | 350.8              | 221.8               | 513.5                          | 58.0                                  | -                    | 317.2               | 4.4                       | 133.9   | 10102                 | 22678                        | 205  | Apr.                             | نيسان            |
| 1104.9   | 545.3                          | 306.2              | 239.1               | 559.6                          | 84.2                                  | 63.7                 | 298.3               | 5.1                       | 108.3   | 19381                 | 20619                        | 255  | May                              | أيار             |
| 1171.4   | 744.7                          | 582.3              | 162.4               | 426.7                          | 39.6                                  | 17.2                 | 248.3               | 2.9                       | 118.7   | 39945                 | 16311                        | 217  | June                             | حزيران           |
| 1222.6   | 502.3                          | 330.8              | 171.5               | 720.3                          | 115.6                                 | 16.1                 | 467.7               | 7.1                       | 113.8   | 19266                 | 63439                        | 237  | July                             | تموز             |
| 1188.0   | 491.0                          | 268.1              | 222.9               | 697.0                          | 96.0                                  | 39.4                 | 446.1               | 3.3                       | 112.2   | 19715                 | 54021                        | 261  | Aug.                             | آب               |
| 1217.4   | 443.9                          | 266.4              | 177.5               | 773.5                          | 72.4                                  | 104.4                | 509.4               | 2.4                       | 84.9  | 15140                 | 59195                        | 242  | Sep.                             | أيلول            |
| 1113.6   | 311.9                          | 206.8              | 105.1               | 801.7                          | 68.5                                  | 38.0                 | 303.6               | 3.6                       | 388.0   | 17448                 | 48050                        | 237  | Oct.                             | تشرين الأول      |
| 1201.0   | 514.8                          | 255.1              | 259.7               | 686.2                          | 85.1                                  | 12.7                 | 351.0               | 4.3                       | 233.1   | 18692                 | 43773                        | 247  | Nov.                             | تشرين الثاني     |
| 1714.2   | 497.1                          | 239.4              | 257.7               | 1217.1                         | 153.2                                 | 74.1                 | 611.4               | 5.1                       | 373.3   | 26818                 | 49960                        | 274  | Dec.                             | كانون الأول      |
| 1188.4   | 640.8                          | 366.9              | 273.9               | 547.6                          | 38.8                                  | 16.9                 | 409.7               | 1.9                       | 80.3  | 18990                 | 57662                        | 262  | Jan. 1986                        | كانون الثاني     |
| 1403.5   | 590.0                          | 393.5              | 196.5               | 813.5                          | 122.2                                 | 56.5                 | 345.5               | 4.1                       | 285.2   | 14236                 | 75954                        | 229  | Feb.                             | شباط             |
| 1496.4   | 711.5                          | 560.5              | 151.0               | 784.9                          | 106.3                                 | 65.7                 | 531.9               | 4.6                       | 76.4  | 31841                 | 77940                        | 251  | Mar.                             | آذار             |
| 1464.0   | 670.9                          | 460.4              | 210.5               | 793.1                          | 87.8                                  | 35.5                 | 403.0               | 4.0                       | 262.8   | 84539                 | 15053                        | 229  | Apr.                             | نيسان            |
| 1325.3   | 486.5                          | 323.0              | 163.5               | 838.8                          | 105.2                                 | 74.2                 | 519.1               | 2.1                       | 138.2   | 61910                 | 8017                         | 210  | May                              | أيار             |
| 1306.7   | 363.2                          | 236.7              | 126.5               | 943.5                          | 97.4                                  | 27.8                 | 426.7               | 3.2                       | 388.4   | 50763                 | 13835                        | 216  | June                             | حزيران           |
| 1289.5   | 620.3                          | 313.4              | 306.9               | 669.2                          | 53.3                                  | 33.8                 | 533.0               | 2.9                       | 46.2  | 35893                 | 34162                        | 220  | July                             | تموز             |
| 1624.8   | 722.5                          | 416.8              | 305.7               | 902.3                          | 79.9                                  | 42.1                 | 396.2               | 2.3                       | 381.8   | 29743                 | 44120                        | 218  | Aug.                             | آب               |
| 1268.4   | 427.1                          | 183.6              | 243.5               | 841.3                          | 82.5                                  | 65.6                 | 399.0               | 4.4                       | 289.8   | 22119                 | 37653                        | 204  | Sep.                             | أيلول            |
| 1297.5   | 615.9                          | 293.9              | 322.0               | 681.6                          | 58.3                                  | 53.1                 | 403.1               | 1.1                       | 166.0   | 21531                 | 26727                        | 215  | Oct.                             | تشرين الأول      |
| 1519.1   | 565.3                          | 372.9              | 192.4               | 953.8                          | 159.2                                 | 39.7                 | 502.8               | 3.5                       | 248.6   | 18040                 | 21192                        | 214  | Nov.                             | تشرين الثاني     |

Source : Ports Corporation-Aqaba.

\* : Exports and imports in thousand of tons.

المصدر : مؤسسة الموانئ - العقبة \* - المقيسة  
\* : البضائع الصادرة والواردة بالالف طن \*

**(٣٣) البنود الرئيسية لميزان المدفوعات**  
**(33) Main Items of the Balance of Payments**

مليون دينار

| كانون الثاني - أيلول<br>1984* | * 1985         |                 | * 1984         |                 | 1983           |                 | 1982           |                 | 1981           |                 |                                   |
|-------------------------------|----------------|-----------------|----------------|-----------------|----------------|-----------------|----------------|-----------------|----------------|-----------------|-----------------------------------|
|                               | مدىين<br>Debit | دائىن<br>Credit | مدىين<br>Debit | دائىن<br>Credit | مدىين<br>Debit | دائىن<br>Credit | مدىين<br>Debit | دائىن<br>Credit | مدىين<br>Debit | دائىن<br>Credit |                                   |
| 1156.68                       | 1539.09        | 1638.99         | 1540.51        | 1644.64         | 1400.71        | 1542.03         | 1497.29        | 1615.56         | 1470.33        | 1484.02         | ١ . الحساب الجارى                 |
| 1154.12                       | 1221.55        | 1636.46         | 1257.95        | 1640.84         | 1103.92        | 1540.17         | 1121.93        | 1613.49         | 1037.87        | 1482.36         | (١) البنائى والخدمات              |
| 761.62                        | 310.89         | 1072.51         | 290.66         | 1069.19         | 210.59         | 1101.96         | 264.53         | 1141.12         | 242.62         | 1046.36         | أ . البنائى                       |
| 392.50                        | 910.66         | 563.95          | 967.29         | 571.65          | 893.33         | 438.21          | 857.40         | 472.37          | 795.25         | 436.00          | ب . الخدمات                       |
| 263.93                        |                | 414.91          |                | 382.89          |                | 436.25          |                | 491.56          |                | 444.49          | صافى (أ+ب)                        |
| 2.56                          | 317.54         | 2.53            | 282.56         | 3.80            | 296.79         | 1.86            | 375.36         | 2.07            | 432.46         | 1.66            | (٢) حوالات بدون مقابل             |
| 2.56                          | 26.36          | 2.53            | 20.86          | 3.80            | 7.23           | 1.86            | 11.64          | 2.07            | 17.13          | 1.66            | ج . خصوصية                        |
| -                             | 291.18         | -               | 261.70         | -               | 289.56         | -               | 363.72         | -               | 415.33         | -               | د . الحكومة المركزيه              |
|                               | 315.01         |                 | 278.76         |                 | 294.93         |                 | 373.29         |                 | 430.80         |                 | صافى (ج+د)                        |
| 41.43                         |                | 99.90           |                | 104.13          |                | 141.32          |                | 118.27          |                | 13.69           | صافى الحساب الجارى                |
| -                             | -              | -               | -              | -               | -              | -               | -              | -               | 1.21           | -               | ب . تخصيصات حقوق السحب الخاصة     |
|                               | 137.64         |                 | 64.37          |                 | 156.76         |                 | 113.40         |                 | 69.04          |                 | ج . حساب راسر المعاملات           |
|                               | 133.54         |                 | 64.36          |                 | 154.71         |                 | 124.50         |                 | 44.56          |                 | (١) راسر العال طويل الاجل         |
| -                             | 5.55           | -               | 28.89          | -               | 9.64           | 0.81            | 31.93          | -               | 22.38          | 0.04            | أ . استثمارات خاصة طويلة الاجل    |
| -                             | -              | -               | -              | -               | -              | -               | -              | -               | -              | 0.88            | ب . الحكومات المحليه - الالتزامات |
| 204.07                        | 352.12         | 224.13          | 287.40         | 251.93          | 315.64         | 169.76          | 316.19         | 223.62          | 318.21         | 295.11          | ج . الحكومة المركزيه              |
| 8.80                          | 4.10           | -               | 1.03           | 1.02            | 4.06           | 2.01            | 1.05           | 12.15           | 24.49          | 0.01            | (٢) استثمارات خاصة قصيرة الاجل    |
|                               |                | 18.49           | 69.30          |                 | 50.30          | 62.36           |                | 15.25           |                |                 | د . الاحتياطيات                   |
| 4.29                          | 8.09           |                 | 21.59          |                 | 35.85          | 60.27           |                | 15.42           |                |                 | (١) مؤسسات النقد المركزيه         |
| 7.09                          | 8.09           |                 | 19.02          |                 | 39.54          | 60.26           |                | 14.96           |                |                 | أ . البنك المركزى                 |
|                               | -              | -               | 2.57           |                 | 3.69           | 0.01            |                | 0.46            |                |                 | ب . صندوق النقد الدولى            |
|                               | 5.83           |                 | 32.41          | 41.87           |                | 2.49            | 1.56           |                 | 1.11           |                 | (٢) البنوك التجارىه               |
|                               |                |                 | 5.84           |                 |                | 11.96           | 0.53           |                 |                | 0.94            | (٣) المؤسسات الماليه              |
| 57.86                         |                | 19.25           |                | 29.54           | 34.86          |                 | 57.49          |                 | 41.31          |                 | صافى السهو والخط                  |
|                               | 37.74          |                 |                | 39.76           | 15.44          |                 | 4.87           |                 | 56.56          |                 | الميزان الاجمالى (أ+ب+ج)          |

\* أوليسيه .

## (٣٣) البنود الرئيسية لميزان المدفوعات (تابع)

## (33) Main Items of the Balance of Payments (Continued)

Million JD

|                                      | الربع الثالث       |                   |                    |                   |                    |                   | Jan- Sep.          |                   |                    |                   |                    |              |
|--------------------------------------|--------------------|-------------------|--------------------|-------------------|--------------------|-------------------|--------------------|-------------------|--------------------|-------------------|--------------------|--------------|
|                                      | 3rd. Qtr. 1986 *   |                   | 1985 *             |                   | 1984 *             |                   | 1986 *             |                   | 1985 *             |                   | 1984 *             |              |
|                                      | دائــــن<br>Credit | مديــــن<br>Debit | دائــــن<br>Credit | مديــــن<br>Debit | دائــــن<br>Credit | مديــــن<br>Debit | دائــــن<br>Credit | مديــــن<br>Debit | دائــــن<br>Credit | مديــــن<br>Debit | دائــــن<br>Credit |              |
| <b>A. Current account</b>            | <u>407.41</u>      | <u>400.51</u>     | <u>401.84</u>      | <u>430.16</u>     | <u>339.98</u>      | <u>372.53</u>     | <u>1047.80</u>     | <u>1077.46</u>    | <u>1140.98</u>     | <u>1188.47</u>    | <u>1115.25</u>     |              |
| 1) Goods and services                | 323.30             | 399.91            | 316.18             | 429.60            | 315.27             | 371.81            | 875.61             | 1075.65           | 905.95             | 1186.49           | 890.19             |              |
| a. Merchandise                       | 62.35              | 239.09            | 71.43              | 291.76            | 71.18              | 246.95            | 179.61             | 632.20            | 228.83             | 794.08            | 189.79             |              |
| b. Services                          | 260.95             | 160.82            | 244.75             | 137.84            | 244.09             | 124.86            | 696.00             | 443.45            | 677.12             | 392.41            | 700.40             |              |
| Net balance ( a & b )                |                    | 76.61             |                    | 113.42            |                    | 56.54             |                    | 200.04            |                    | 280.54            |                    |              |
| 2) Unrequited transfers              | 84.11              | 0.60              | 85.66              | 0.56              | 24.71              | 0.72              | 172.19             | 1.81              | 235.03             | 1.98              | 225.06             |              |
| c. Private                           | 2.47               | 0.60              | 3.84               | 0.56              | 2.23               | 0.72              | 16.80              | 1.81              | 19.30              | 1.98              | 18.64              |              |
| d. Central government                | 81.64              | -                 | 81.82              | -                 | 22.48              | -                 | 155.39             | -                 | 215.73             | -                 | 206.42             |              |
| Net balance ( c & d )                | 83.51              |                   | 85.10              |                   | 23.99              |                   | 170.38             |                   | 233.05             |                   | 222.50             |              |
| Balance on current account           | 6.90               |                   |                    | 28.32             |                    | 32.55             |                    | 29.66             |                    | 47.49             |                    |              |
| <b>B. Allocations of SDRs</b>        | -                  | -                 | -                  | -                 | -                  | -                 | -                  | -                 | -                  | -                 | -                  |              |
| <b>C. Capital account</b>            | <u>40.13</u>       |                   | <u>55.78</u>       |                   | <u>70.98</u>       |                   | <u>81.03</u>       |                   | <u>71.62</u>       |                   | <u>66.14</u>       |              |
| 1) Long-term capital                 | 40.93              |                   | 57.26              |                   | 75.93              |                   | 72.84              |                   | 76.01              |                   | 71.11              |              |
| a. Private long-term<br>Investment   | 0.67               | 0.24              | 0.43               | -                 | 19.25              | -                 | 17.24              | 1.96              | 4.83               | -                 | 28.71              |              |
| b. Local government -<br>Liabilities | -                  | -                 | -                  | -                 | -                  | -                 | -                  | -                 | -                  | -                 | -                  |              |
| c. Central government                | 75.24              | 34.74             | 134.09             | 77.26             | 120.77             | 64.09             | 206.74             | 149.18            | 269.02             | 197.84            | 246.47             |              |
| 2) Private short-term investment     | -                  | 0.80              | -                  | 1.48              | 0.24               | 5.19              | 9.08               | 0.89              | 0.31               | 4.70              | 3.83               |              |
| <b>D. Reserves</b>                   |                    | <u>38.23</u>      |                    | <u>28.99</u>      |                    | <u>26.53</u>      |                    | <u>16.29</u>      |                    | <u>6.45</u>       |                    | <u>33.15</u> |
| 1) Central monetary institutions     |                    | 25.67             |                    | 15.48             |                    | 12.77             |                    | 2.63              |                    | 12.26             |                    |              |
| a. Central bank                      |                    | 25.67             |                    | 15.48             |                    | 12.77             |                    | 2.63              |                    | 12.26             |                    |              |
| b. Account with IMF                  |                    | -                 |                    | -                 |                    | -                 |                    | -                 |                    | -                 |                    | 2.80         |
| 2) Commercial banks                  |                    | 18.03             |                    | 12.32             |                    | 16.80             |                    | 10.61             |                    | 7.81              |                    | 31.34        |
| 3) Financial institutions            |                    | 5.47              |                    | 1.19              |                    | 3.04              |                    | 8.31              |                    | 2.00              |                    | 6.10         |
| <b>Net errors and omissions</b>      |                    | 8.80              |                    | 1.53              |                    | 64.96             |                    | 67.66             |                    | 30.58             |                    |              |
| <b>Overall balance ( A + B + C )</b> | 47.03              |                   | 27.46              |                   | 38.43              |                   | 51.37              |                   | 24.13              |                   | 24.71              |              |

\* Preliminary.

## (٣٤) الحساب الجاري

## (34) Current Account

مليون دينار

Million JD

|                                  | الربع الثالث<br>3rd. Qrt. |        | كانون الثاني - ايلول<br>Sep. - Jan. |        | 1985**  | 1984**  | 1983    | 1982    | 1981    |                            |
|----------------------------------|---------------------------|--------|-------------------------------------|--------|---------|---------|---------|---------|---------|----------------------------|
|                                  | 1986**                    | 1985** | 1986**                              | 1985** |         |         |         |         |         |                            |
| <u>Invisible receipts</u>        |                           |        |                                     |        |         |         |         |         |         | <u>المقبوضات غير العنظ</u> |
| 1. Workers' remittances          | 111.14                    | 111.45 | 330.85                              | 307.94 | 402.92  | 475.00  | 402.90  | 381.87  | 340.89  | ٠١ حوالات العاطلين         |
| 2. Travel                        | 67.22                     | 60.25  | 174.71                              | 163.65 | 204.17  | 173.22  | 183.05  | 183.48  | 180.84  | ٠٢ السفر                   |
| 3. Transportation                | 45.74                     | 33.46  | 99.31                               | 93.95  | 155.98  | 137.95  | 108.77  | 117.47  | 101.23  | ٠٣ النقل                   |
| 3/1 Air freight                  | 41.21                     | 29.57  | 87.60                               | 82.94  | 139.38  | 124.44  | 95.74   | 106.24  | 93.32   | ١/٣ النقل الجوي            |
| 3/2 Sea freight                  | 4.53                      | 3.89   | 11.71                               | 11.01  | 16.60   | 13.51   | 13.03   | 11.23   | 7.91    | ٢/٣ النقل البحري           |
| 4. Investment income             | 13.07                     | 13.81  | 26.91                               | 28.88  | 39.59   | 38.84   | 62.94   | 72.08   | 66.25   | ٠٤ دخل الاستثمارات         |
| 5. Government                    | 0.53                      | 0.53   | 1.70                                | 2.63   | 3.09    | 7.80    | 8.08    | 10.28   | 11.54   | ٠٥ الحكومة                 |
| 6. Freight and insurance         | 4.27                      | 8.84   | 15.12                               | 23.29  | 31.13   | 30.48   | 22.43   | 16.83   | 27.27   | ٠٦ التأمين والشحن التجاري  |
| 6/1 Oil transit dues             | 0.24                      | 0.23   | 0.71                                | 0.71   | 0.94    | 0.94    | 0.93    | 0.92    | 0.94    | ١/٦ عوائد مرور انايب النفط |
| 6/2 Other                        | 4.03                      | 8.61   | 14.41                               | 22.58  | 30.19   | 29.54   | 21.50   | 15.91   | 26.33   | ٢/٦ اخرى                   |
| 7. Non-merchandise insurance     | 0.88                      | 0.86   | 2.15                                | 6.63   | 9.65    | 16.96   | 19.49   | 11.88   | 4.46    | ٠٧ التأمين غير التجاري     |
| 8. Unrequited transfers          | 84.11                     | 85.66  | 172.19                              | 235.03 | 317.54  | 282.56  | 296.79  | 375.36  | 432.46  | ٠٨ حوالات بدون مقابل       |
| 8/1 Private                      | 2.47                      | 3.84   | 16.80                               | 19.30  | 26.36   | 20.86   | 7.23    | 11.64   | 17.13   | ١/٨ خصوصية                 |
| 8/2 Central government *         | 81.64                     | 81.82  | 155.39                              | 215.73 | 291.18  | 261.70  | 289.56  | 363.72  | 415.33  | ٢/٨ الحكومة المركزية *     |
| a. Arab governments              | 75.47                     | 75.02  | 135.21                              | 194.88 | 262.60  | 232.17  | 258.31  | 335.83  | 394.92  | أ. الحكومات العربية        |
| b. U.N. agencies                 | 6.17                      | 6.80   | 20.18                               | 20.85  | 28.58   | 29.53   | 31.25   | 27.89   | 20.41   | ب. وكالات الامم المتحدة    |
| 9. Other receipts                | 18.10                     | 15.55  | 45.25                               | 50.15  | 64.13   | 87.04   | 85.67   | 63.51   | 62.77   | ٠٩ مقبوضات اخرى            |
| Total                            | 345.06                    | 330.41 | 868.19                              | 912.15 | 1228.20 | 1249.85 | 1190.12 | 1232.76 | 1227.71 | المجموع                    |
| <u>Invisible payments</u>        |                           |        |                                     |        |         |         |         |         |         | <u>المدفوعات غير العنظ</u> |
| 1. Workers' remittances          | 22.22                     | 23.24  | 64.22                               | 69.72  | 92.95   | 97.50   | 72.80   | 62.40   | 52.00   | ٠١ حوالات العاطلين         |
| 2. Travel                        | 65.13                     | 55.47  | 141.04                              | 123.59 | 166.42  | 146.45  | 132.43  | 131.28  | 121.55  | ٠٢ السفر                   |
| 2/1 Studies                      | 15.46                     | 15.46  | 56.70                               | 56.70  | 77.32   | 77.32   | 80.27   | 77.32   | 52.58   | ١/٢ التعليم                |
| 2/2 Tourism & medical care       | 49.67                     | 40.01  | 84.34                               | 66.89  | 89.10   | 69.13   | 52.16   | 53.96   | 68.97   | ٢/٢ سياحة وعلاج            |
| 3. Transportation                | 43.35                     | 20.76  | 97.21                               | 59.65  | 121.62  | 116.63  | 78.28   | 95.28   | 63.18   | ٠٣ النقل                   |
| 3/1 Air freight                  | 43.16                     | 20.64  | 95.76                               | 58.59  | 120.16  | 114.67  | 76.74   | 83.78   | 58.58   | ١/٣ النقل الجوي            |
| 3/2 Other                        | 0.19                      | 0.12   | 1.45                                | 1.06   | 1.46    | 1.96    | 1.54    | 11.50   | 4.60    | ٢/٣ اخرى                   |
| 4. Investment income             | 15.70                     | 19.68  | 63.21                               | 55.27  | 74.59   | 62.13   | 46.37   | 39.43   | 37.63   | ٠٤ دخل الاستثمارات         |
| 5. Government                    | 10.53                     | 13.01  | 59.09                               | 65.45  | 81.07   | 116.80  | 89.63   | 120.50  | 138.80  | ٠٥ الحكومة                 |
| 6. Unrequited transfers          | 0.60                      | 0.56   | 7.81                                | 1.98   | 2.53    | 3.80    | 1.86    | 2.07    | 1.66    | ٠٦ حوالات بدون مقابل       |
| 7. Other payments                | 3.89                      | 5.68   | 18.68                               | 18.73  | 27.30   | 32.14   | 18.70   | 23.48   | 22.84   | ٠٧ مدفوعات اخرى            |
| Total                            | 161.42                    | 138.40 | 445.26                              | 394.39 | 566.48  | 575.45  | 440.07  | 474.44  | 437.66  | المجموع                    |
| Balance on invisible transaction | 183.64                    | 192.01 | 422.93                              | 517.76 | 661.72  | 674.40  | 750.05  | 758.32  | 790.05  | صافي العمليات غير العنظ    |
| Trade balance                    | 176.74                    | 220.33 | 452.59                              | 565.25 | -761.62 | -778.53 | -891.37 | -876.59 | -803.74 | الميزان التجاري            |
| Balance on current account       | 6.90                      | 20.32  | 29.66                               | 47.49  | -99.90  | -104.13 | -141.32 | -118.27 | -13.69  | رصيد الحساب الجاري         |

\* : This total figure may include transfers other than those classified above.

\*\* : Preliminary.

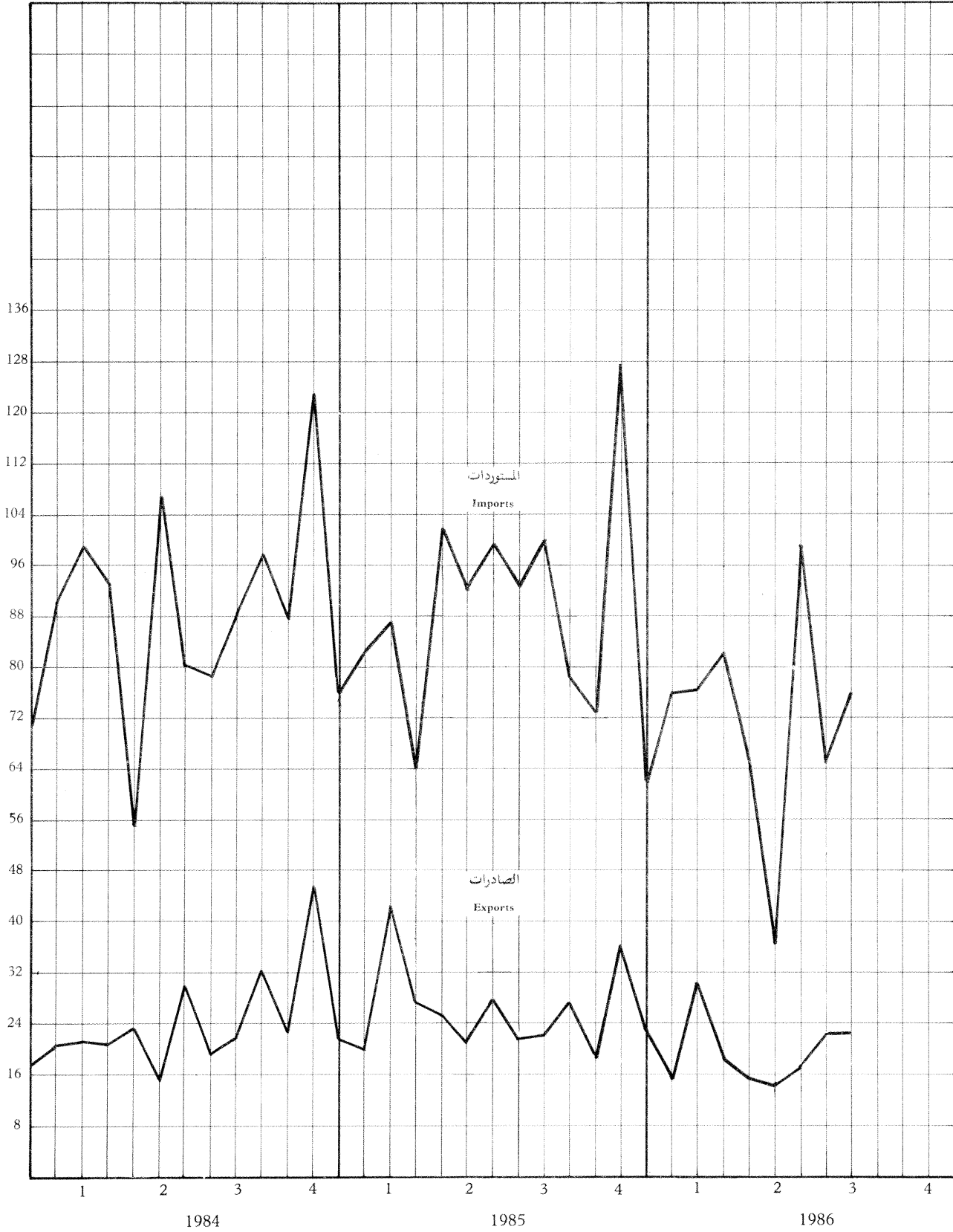
\* : قد يتضمن الرقم الاجمالي تحويلات من مصادر غير مهيبة اعلاه .  
\*\* : اولية

(٧) الميزان التجاري

(7) Trade Balance.

مليون دينار

Million JD



## (٣٥) التركيب السعبي للتجارة الخارجية حسب الاغراض الاقتصادية

## (35) Foreign Trade by Economic Function

الف دينار

| 1983             | 1982             | 1981             | 1980           | 1979           | 1978           | 1977           | 1976           | التصنيف                     |
|------------------|------------------|------------------|----------------|----------------|----------------|----------------|----------------|-----------------------------|
| <u>160,085</u>   | <u>185,581</u>   | <u>169,026</u>   | <u>120,107</u> | <u>82,556</u>  | <u>64,129</u>  | <u>60,253</u>  | <u>49,552</u>  | المصادر الوطنية             |
| <u>94,244</u>    | <u>88,152</u>    | <u>76,717</u>    | <u>54,233</u>  | <u>41,994</u>  | <u>32,630</u>  | <u>32,167</u>  | <u>25,409</u>  | السلع الاستهلاكية           |
| 36,080           | 40,088           | 34,040           | 24,293         | 21,551         | 16,892         | 18,537         | 16,411         | المواد الغذائية             |
| 43,078           | 31,574           | 28,891           | 22,552         | 14,193         | 10,998         | 11,157         | 7,194          | سلع الاستهلاك الجساري       |
| 15,086           | 16,490           | 13,786           | 7,388          | 6,250          | 4,740          | 2,473          | 1,804          | سلع الاستهلاك الدائيم       |
| <u>59,500</u>    | <u>78,972</u>    | <u>76,698</u>    | <u>51,244</u>  | <u>29,680</u>  | <u>23,319</u>  | <u>20,559</u>  | <u>22,055</u>  | المواد الخام                |
| 7                | 20               | 59               | 301            | 13             | 20             | 8              | 640            | المحروقات والوقود           |
| 59,493           | 78,952           | 76,639           | 50,943         | 29,667         | 23,299         | 20,551         | 21,415         | المواد الخام الاخرى         |
| <u>6,341</u>     | <u>18,426</u>    | <u>15,529</u>    | <u>14,630</u>  | <u>10,875</u>  | <u>8,179</u>   | <u>7,524</u>   | <u>2,084</u>   | السلع الرأسمالية            |
| 2,937            | 13,326           | 10,021           | 12,972         | 9,764          | 7,351          | 6,396          | 1,222          | مواد بناء                   |
| 1,078            | 832              | 1,281            | 579            | 177            | 54             | 61             | 157            | الات ومعدات                 |
| 2,326            | 4,268            | 4,227            | 1,079          | 934            | 774            | 1,067          | 705            | سلع رأسمالية اخرى           |
| -                | <u>31</u>        | <u>82</u>        | -              | <u>7</u>       | <u>1</u>       | <u>3</u>       | <u>4</u>       | مواد غير داخلية في مكان آخر |
| <u>50,496</u>    | <u>78,946</u>    | <u>73,606</u>    | <u>51,339</u>  | <u>38,360</u>  | <u>26,781</u>  | <u>21,811</u>  | <u>19,156</u>  | المعاد تصديره               |
| <u>1,103,310</u> | <u>1,142,493</u> | <u>1,047,504</u> | <u>715,977</u> | <u>589,523</u> | <u>458,826</u> | <u>454,417</u> | <u>339,539</u> | المستوردات                  |
| <u>365,058</u>   | <u>368,303</u>   | <u>325,213</u>   | <u>240,154</u> | <u>215,211</u> | <u>175,669</u> | <u>147,185</u> | <u>133,335</u> | السلع الاستهلاكية           |
| 157,103          | 177,329          | 156,468          | 112,636        | 100,632        | 85,616         | 72,216         | 81,546         | المواد الغذائية             |
| 117,619          | 117,270          | 91,685           | 69,475         | 62,690         | 46,984         | 42,525         | 28,788         | سلع الاستهلاك الجساري       |
| 90,336           | 73,704           | 77,060           | 58,043         | 51,889         | 43,069         | 32,444         | 23,001         | سلع الاستهلاك الدائيم       |
| <u>377,787</u>   | <u>380,280</u>   | <u>305,518</u>   | <u>227,087</u> | <u>179,462</u> | <u>117,252</u> | <u>121,187</u> | <u>90,003</u>  | المواد الخام                |
| 207,399          | 231,928          | 176,131          | 122,154        | 73,994         | 46,779         | 43,044         | 37,137         | المحروقات والوقود           |
| 170,388          | 148,352          | 129,387          | 104,933        | 105,468        | 70,473         | 78,143         | 52,866         | المواد الخام الاخرى         |
| <u>310,552</u>   | <u>391,396</u>   | <u>414,962</u>   | <u>246,743</u> | <u>193,575</u> | <u>161,232</u> | <u>184,099</u> | <u>114,628</u> | السلع الرأسمالية            |
| 98,656           | 170,303          | 180,851          | 90,547         | 78,940         | 59,056         | 96,052         | 53,412         | الات ومعدات النقل           |
| 152,298          | 145,810          | 155,774          | 112,341        | 73,045         | 72,866         | 62,021         | 48,029         | الات ومعدات اخرى            |
| 59,598           | 75,283           | 78,337           | 43,855         | 41,590         | 29,310         | 26,026         | 13,187         | سلع رأسمالية                |
| <u>49,913</u>    | <u>2,514</u>     | <u>1,811</u>     | <u>1,993</u>   | <u>1,275</u>   | <u>4,673</u>   | <u>1,946</u>   | <u>1,573</u>   | مواد غير داخلية في مكان آخر |

المصدر : دائرة الاحصاءات العامة .

## (٣٥) التركيب السلمي للتجارة الخارجية حسب الاغراض الاقتصادية (تابع)

## (35) Foreign Trade by Economic Function (Continued)

Thousand JD

| Code                               | أيلول - 1984  |               |               | كانون الثاني - 1984 |                |                | 1985             | 1984             |
|------------------------------------|---------------|---------------|---------------|---------------------|----------------|----------------|------------------|------------------|
|                                    | 1986          | 1985          | 1984          | 1986                | 1985           | 1984           |                  |                  |
| <u>Domestic exports</u>            | <u>17,902</u> | <u>20,773</u> | <u>17,654</u> | <u>159,569</u>      | <u>183,403</u> | <u>168,337</u> | <u>255,346</u>   | <u>261,055</u>   |
| <u>Consumer goods</u>              | <u>11,645</u> | <u>10,997</u> | <u>9,904</u>  | <u>93,073</u>       | <u>114,803</u> | <u>105,329</u> | <u>160,492</u>   | <u>167,707</u>   |
| Foodstuffs                         | 1,049         | 2,352         | 1,495         | 22,065              | 29,421         | 28,453         | 36,768           | 35,021           |
| Current consumer goods             | 10,034        | 7,314         | 6,744         | 64,772              | 70,615         | 58,706         | 105,530          | 108,679          |
| Durable consumer goods             | 562           | 1,331         | 1,665         | 6,236               | 14,767         | 18,170         | 18,194           | 24,007           |
| <u>Raw materials</u>               | <u>5,592</u>  | <u>8,027</u>  | <u>6,631</u>  | <u>58,121</u>       | <u>58,438</u>  | <u>56,100</u>  | <u>80,768</u>    | <u>82,684</u>    |
| Oil and fuels                      | -             | -             | -             | 118                 | 1              | -              | 1                | -                |
| Other                              | 5,592         | 8,027         | 6,631         | 58,003              | 58,437         | 56,100         | 80,767           | 82,684           |
| <u>Capital goods</u>               | <u>665</u>    | <u>1,749</u>  | <u>1,119</u>  | <u>8,375</u>        | <u>10,162</u>  | <u>6,908</u>   | <u>14,086</u>    | <u>10,664</u>    |
| Construction materials             | 498           | 1,356         | 731           | 6,899               | 8,197          | 4,478          | 11,012           | 7,050            |
| Machinery and equipments           | 41            | 24            | 140           | 236                 | 424            | 634            | 575              | 888              |
| Other                              | 126           | 369           | 248           | 1,240               | 1,541          | 1,796          | 2,499            | 2,726            |
| <u>Miscellaneous</u>               | <u>-</u>      | <u>-</u>      | <u>-</u>      | <u>-</u>            | <u>-</u>       | <u>-</u>       | <u>-</u>         | <u>-</u>         |
| <u>Re - exports</u>                | <u>4,512</u>  | <u>1,374</u>  | <u>4,276</u>  | <u>20,037</u>       | <u>45,421</u>  | <u>21,456</u>  | <u>55,542</u>    | <u>29,603</u>    |
| <u>Imports</u>                     | <u>75,590</u> | <u>99,995</u> | <u>88,337</u> | <u>633,787</u>      | <u>795,364</u> | <u>763,025</u> | <u>1,074,445</u> | <u>1,071,340</u> |
| <u>Consumer goods</u>              | <u>30,399</u> | <u>32,455</u> | <u>34,224</u> | <u>240,963</u>      | <u>254,985</u> | <u>260,559</u> | <u>369,304</u>   | <u>383,207</u>   |
| Foodstuffs                         | 16,342        | 13,021        | 15,190        | 91,310              | 98,934         | 101,290        | 152,551          | 161,117          |
| Current consumer goods             | 8,100         | 13,209        | 11,261        | 87,794              | 97,845         | 89,021         | 138,345          | 127,641          |
| Durable consumer goods             | 5,957         | 6,225         | 7,773         | 61,859              | 58,206         | 70,248         | 78,408           | 94,449           |
| <u>Raw materials</u>               | <u>24,434</u> | <u>39,248</u> | <u>33,721</u> | <u>211,010</u>      | <u>319,987</u> | <u>305,671</u> | <u>420,406</u>   | <u>419,160</u>   |
| Oil and fuels                      | 9,936         | 20,175        | 14,232        | 85,279              | 140,764        | 155,904        | 193,636          | 205,129          |
| Other                              | 14,498        | 19,073        | 19,489        | 125,731             | 179,223        | 149,767        | 226,770          | 214,031          |
| <u>Capital goods</u>               | <u>19,551</u> | <u>25,708</u> | <u>19,006</u> | <u>146,552</u>      | <u>202,658</u> | <u>169,941</u> | <u>261,075</u>   | <u>239,036</u>   |
| Machinery and transport equipments | 8,890         | 10,412        | 7,744         | 58,422              | 76,809         | 72,528         | 96,627           | 95,823           |
| Other machinery and equipments     | 8,484         | 10,329        | 8,981         | 67,007              | 86,443         | 72,655         | 113,691          | 106,379          |
| Other                              | 2,177         | 4,967         | 2,281         | 21,123              | 39,406         | 24,758         | 50,757           | 36,834           |
| <u>Miscellaneous</u>               | <u>1,206</u>  | <u>2,584</u>  | <u>1,386</u>  | <u>35,262</u>       | <u>17,734</u>  | <u>26,854</u>  | <u>23,660</u>    | <u>29,937</u>    |

Source: Department of Statistics.

(36) Geographical Distribution of Foreign Trade

الف دينار

(36) التوزيع الجغرافي للتجارة الخارجية

| 1985                  |                    | 1984                  |                    | 1983                  |                    | 1982                  |                    | 1981                  |                    | البلد                          |
|-----------------------|--------------------|-----------------------|--------------------|-----------------------|--------------------|-----------------------|--------------------|-----------------------|--------------------|--------------------------------|
| المستوردات<br>Imports | المصادر<br>Exports | المستوردات<br>Imports | المصادر<br>Exports | المستوردات<br>Imports | المصادر<br>Exports | المستوردات<br>Imports | المصادر<br>Exports | المستوردات<br>Imports | المصادر<br>Exports |                                |
| <u>1,074,445</u>      | <u>255,346</u>     | <u>1,071,340</u>      | <u>261,055</u>     | <u>1,193,310</u>      | <u>160,085</u>     | <u>1,142,493</u>      | <u>185,581</u>     | <u>1,047,504</u>      | <u>169,026</u>     | المجموع<br>=====               |
| 83,162                | 74,171             | 19,979                | 72,047             | 24,513                | 30,583             | 15,998                | 80,557             | 18,688                | 74,747             | السوق العربية المشتركة :       |
| 4,315                 | 3,033              | 6,628                 | 310                | 4,609                 | 15                 | 4,609                 | 39                 | 3,502                 | 17                 | ص - ص                          |
| 72,951                | 65,850             | 6,002                 | 67,755             | 4,779                 | 26,011             | 982                   | 66,580             | 763                   | 63,472             | العراق                         |
| 5,893                 | 3,901              | 7,342                 | 2,912              | 13,956                | 3,567              | 10,404                | 8,396              | 12,506                | 10,760             | سويسرا                         |
| <u>180,411</u>        | <u>57,355</u>      | <u>225,717</u>        | <u>60,515</u>      | <u>226,109</u>        | <u>56,474</u>      | <u>253,784</u>        | <u>42,750</u>      | <u>194,378</u>        | <u>39,726</u>      | بقية الدول العربية منبها :     |
| 9,229                 | 1,803              | 8,271                 | 2,332              | 10,170                | 1,807              | 15,078                | 1,922              | 17,468                | 3,167              | لبنان                          |
| 159,058               | 39,083             | 208,774               | 38,659             | 210,963               | 35,212             | 233,475               | 27,625             | 175,784               | 20,882             | السعودية                       |
| 2,892                 | 7,738              | 3,340                 | 11,636             | 765                   | 10,454             | 1,052                 | 6,728              | 517                   | 6,812              | الكويت                         |
| 1,100                 | 1,077              | 24                    | 501                | 35                    | 437                | 3                     | 182                | 293                   | 229                | البحرين                        |
| 2,658                 | 1,827              | 2,139                 | 2,198              | 825                   | 2,785              | 32                    | 1,919              | 4                     | 873                | قطر                            |
| 657                   | 805                | 739                   | 1,189              | 17                    | 2,004              | 9                     | 1,236              | 19                    | 925                | ابو ظبي                        |
| <u>314,551</u>        | <u>11,392</u>      | <u>319,251</u>        | <u>10,411</u>      | <u>330,087</u>        | <u>8,134</u>       | <u>329,587</u>        | <u>3,616</u>       | <u>339,531</u>        | <u>2,762</u>       | الجماعة الاقتصادية الأوروبية : |
| 21,621                | 21                 | 21,075                | 10                 | 19,188                | 1                  | 17,940                | 1                  | 17,641                | 1                  | بلجيكا                         |
| 33,938                | 5,252              | 48,370                | 2,984              | 42,320                | 2,107              | 42,515                | 1,813              | 45,845                | 1,689              | فرنسا                          |
| 65,638                | 246                | 67,033                | 99                 | 87,744                | 91                 | 104,590               | 37                 | 111,635               | 29                 | المانيا الغربية                |
| 26,006                | 137                | 26,708                | 233                | 24,391                | 35                 | 23,611                | 19                 | 19,521                | 15                 | دولندا                         |
| 73,427                | 3,655              | 62,661                | 5,761              | 60,233                | 4,927              | 57,179                | 1,665              | 61,603                | 717                | أيطاليا                        |
| 63,276                | 165                | 72,346                | 4                  | 65,610                | 47                 | 52,648                | 32                 | 57,469                | 13                 | المملكة المتحدة                |
| 7,315                 | -                  | 8,222                 | 2                  | 7,993                 | -                  | 8,463                 | -                  | 8,125                 | -                  | الدنمارك                       |
| 6,954                 | 1,916              | 9,441                 | 1,318              | 21,494                | 925                | 20,784                | 49                 | 16,555                | 298                | اليونان                        |
| <u>88,935</u>         | <u>358</u>         | <u>87,895</u>         | <u>1,876</u>       | <u>52,728</u>         | <u>1,407</u>       | <u>69,135</u>         | <u>2</u>           | <u>58,761</u>         | <u>2</u>           | بقية الدول الأوروبية :         |
| 12,720                | 183                | 8,810                 | 1,859              | 7,376                 | 1,326              | 14,272                | 2                  | 7,921                 | -                  | المسا                          |
| 9,997                 | 174                | 11,072                | -                  | 9,962                 | -                  | 8,733                 | 1                  | 9,321                 | -                  | السويد                         |
| 58,889                | 1                  | 46,272                | -                  | 15,638                | 11                 | 22,010                | 4                  | 8,003                 | -                  | سويسرا                         |
| 15,996                | -                  | 15,368                | 17                 | 15,577                | -                  | 20,103                | 1                  | 27,126                | -                  | اسبانيا                        |
| <u>128,045</u>        | <u>87</u>          | <u>119,263</u>        | <u>15</u>          | <u>131,047</u>        | <u>7</u>           | <u>144,341</u>        | <u>9</u>           | <u>166,674</u>        | <u>44</u>          | الولايات المتحدة :             |
| <u>74,377</u>         | <u>21,502</u>      | <u>64,804</u>         | <u>32,784</u>      | <u>77,823</u>         | <u>21,216</u>      | <u>94,827</u>         | <u>25,410</u>      | <u>81,185</u>         | <u>19,474</u>      | البلدان الاشتراكية :           |
| 14,892                | 1,294              | 5,489                 | 990                | 8,029                 | 729                | 14,972                | 345                | 15,062                | 1,114              | بلغاريا                        |
| 4,605                 | 1,559              | 4,061                 | 1,640              | 3,686                 | 1,930              | 4,234                 | 699                | 4,352                 | 788                | تشيكوسلوفاكيا                  |
| 1,310                 | -                  | 1,703                 | -                  | 2,552                 | -                  | 2,051                 | -                  | 1,415                 | -                  | المانيا الشرقية                |
| 2,674                 | -                  | 4,500                 | -                  | 4,167                 | -                  | 5,150                 | -                  | 2,485                 | -                  | دونغاريا                       |
| 5,392                 | 3,287              | 1,902                 | 2,417              | 3,931                 | 2,790              | 2,480                 | 4,948              | 2,751                 | 4,068              | بولندا                         |
| 14,667                | 10,015             | 16,004                | 12,906             | 16,351                | 9,914              | 19,408                | 13,928             | 24,915                | 10,594             | رومانيا                        |
| 6,262                 | -                  | 11,093                | 4                  | 13,936                | 1                  | 20,466                | -                  | 12,042                | 1                  | الاتحاد السوفياتي              |
| 10,993                | 3,069              | 10,180                | 5,979              | 13,364                | 2,605              | 11,240                | 4,094              | 4,631                 | 1,996              | يوغلافيا                       |
| 13,582                | 2,278              | 9,872                 | 8,848              | 11,807                | 3,247              | 14,826                | 1,396              | 13,532                | 913                | الصين الشعبية                  |
| <u>1,781</u>          | <u>45,310</u>      | <u>1,250</u>          | <u>34,109</u>      | <u>1,460</u>          | <u>13,745</u>      | <u>2,342</u>          | <u>16,557</u>      | <u>2,071</u>          | <u>10,323</u>      | الهند :                        |
| <u>67,813</u>         | <u>5,815</u>       | <u>79,064</u>         | <u>5,547</u>       | <u>102,889</u>        | <u>3,398</u>       | <u>87,375</u>         | <u>3,777</u>       | <u>71,534</u>         | <u>3,845</u>       | اليابان :                      |
| <u>135,370</u>        | <u>39,356</u>      | <u>154,117</u>        | <u>43,751</u>      | <u>156,654</u>        | <u>25,121</u>      | <u>145,104</u>        | <u>12,896</u>      | <u>114,682</u>        | <u>18,103</u>      | البلدان الاخرى منها :          |
| 28,583                | 4,047              | 34,854                | 2,574              | 30,614                | 1,905              | 24,707                | 1,499              | 16,754                | 5,696              | تركيا                          |
| 20,856                | 3,415              | 20,991                | 3,859              | 23,750                | 5,135              | 19,332                | 1,897              | 14,780                | 3,826              | تايلاند                        |
| 8,170                 | 4,023              | 10,909                | 2,609              | 12,126                | 698                | 10,436                | -                  | 7,646                 | -                  | كوريا الجنوبية                 |
| 1,092                 | 9,081              | 442                   | 7,162              | 382                   | 3,934              | 582                   | 3,397              | 2                     | 3,546              | اندونيسيا                      |
| 614                   | 5,941              | 587                   | 11,218             | 1,123                 | 5,976              | 2,174                 | 3,217              | 615                   | 2,484              | الباكستان                      |

المصدر : دائرة الإحصاءات العامة \*  
\* مشموله في السوق الأوروبية المشتركة اعتبارا من نيسان ١٩٨٥

## (٣٦) التوزيع الجغرافي للتجارة الخارجية (تابع)

## (36) Geographical Distribution of Foreign Trade (Continued)

Thousand JD

| Country                    | Sep.                  |                     |                       |                     | أيلول                 |                     | Jan. - Sep.           |                     | كانون الثاني - أيلول  |                     |                       |                     |
|----------------------------|-----------------------|---------------------|-----------------------|---------------------|-----------------------|---------------------|-----------------------|---------------------|-----------------------|---------------------|-----------------------|---------------------|
|                            | 1986                  |                     | 1985                  |                     | 1984                  |                     | 1985                  |                     | 1985                  |                     | 1984                  |                     |
|                            | المستوردات<br>Imports | المصدرات<br>Exports | المستوردات<br>Imports | المصدرات<br>Exports | المستوردات<br>Imports | المصدرات<br>Exports | المستوردات<br>Imports | المصدرات<br>Exports | المستوردات<br>Imports | المصدرات<br>Exports | المستوردات<br>Imports | المصدرات<br>Exports |
| <b>Total</b>               | <b>75,590</b>         | <b>17,900</b>       | <b>99,995</b>         | <b>20,773</b>       | <b>88,337</b>         | <b>17,654</b>       | <b>633,787</b>        | <b>159,569</b>      | <b>795,364</b>        | <b>183,403</b>      | <b>763,586</b>        | <b>168,337</b>      |
| <b>A.C.M.</b>              | <b>7,860</b>          | <b>4,624</b>        | <b>9,216</b>          | <b>7,570</b>        | <b>1,324</b>          | <b>4,921</b>        | <b>73,305</b>         | <b>41,303</b>       | <b>60,630</b>         | <b>48,802</b>       | <b>15,304</b>         | <b>48,067</b>       |
| Egypt                      | 836                   | 244                 | 138                   | 20                  | 106                   | 3                   | 6,745                 | 2,545               | 3,360                 | 2,150               | 5,282                 | 68                  |
| Iraq                       | 6,753                 | 4,249               | 8,559                 | 7,249               | 422                   | 4,809               | 61,169                | 34,148              | 53,261                | 42,793              | 4,475                 | 45,089              |
| Syria                      | 270                   | 116                 | 519                   | 301                 | 796                   | 63                  | 5,388                 | 3,496               | 4,009                 | 3,006               | 5,543                 | 2,270               |
| <b>Other Arab Count.</b>   | <b>8,570</b>          | <b>3,940</b>        | <b>15,916</b>         | <b>3,200</b>        | <b>15,705</b>         | <b>3,437</b>        | <b>53,397</b>         | <b>36,255</b>       | <b>129,884</b>        | <b>42,639</b>       | <b>168,998</b>        | <b>45,674</b>       |
| Lebanon                    | 804                   | 88                  | 1,330                 | 47                  | 1,143                 | 45                  | 6,249                 | 890                 | 7,147                 | 1,456               | 5,822                 | 2,077               |
| Saudi Arabia               | 6,396                 | 2,152               | 14,171                | 2,339               | 14,203                | 2,364               | 37,265                | 19,570              | 115,436               | 29,313              | 158,031               | 28,371              |
| Kuwait                     | 69                    | 394                 | 57                    | 426                 | 203                   | 497                 | 693                   | 6,553               | 2,538                 | 6,243               | 2,990                 | 9,139               |
| Bahrain                    | 4                     | 262                 | 2                     | 14                  | 1                     | 136                 | 2,838                 | 1,162               | 24                    | 407                 | 17                    | 425                 |
| Qatar                      | 225                   | 40                  | 173                   | 177                 | 3                     | 62                  | 1,347                 | 1,400               | 2,070                 | 1,457               | 31                    | 1,746               |
| Abu - Dhabi                | 1                     | 21                  | -                     | 85                  | -                     | 112                 | 550                   | 734                 | 12                    | 634                 | 731                   | 993                 |
| <b>E.C.C.</b>              | <b>25,857</b>         | <b>2,902</b>        | <b>29,885</b>         | <b>650</b>          | <b>25,547</b>         | <b>795</b>          | <b>230,612</b>        | <b>11,089</b>       | <b>232,657</b>        | <b>7,445</b>        | <b>220,058</b>        | <b>6,903</b>        |
| Belgium                    | 3,069                 | -                   | 2,975                 | -                   | 1,598                 | -                   | 19,666                | 129                 | 14,197                | 15                  | 14,652                | -                   |
| France                     | 1,648                 | -                   | 3,247                 | 588                 | 4,127                 | 170                 | 24,580                | 4,545               | 25,511                | 3,684               | 33,106                | 1,788               |
| W. Germany                 | 7,491                 | -                   | 8,505                 | 4                   | 5,465                 | 8                   | 48,762                | 508                 | 47,283                | 173                 | 49,987                | 54                  |
| Netherlands                | 2,079                 | -                   | 2,555                 | -                   | 1,795                 | 21                  | 17,985                | 107                 | 18,407                | 135                 | 15,605                | 171                 |
| Italy                      | 3,771                 | 1,931               | 5,716                 | 58                  | 5,395                 | 571                 | 38,405                | 4,402               | 59,332                | 2,302               | 45,846                | 4,121               |
| U.K.                       | 4,615                 | 1                   | 4,242                 | -                   | 5,456                 | -                   | 57,503                | 17                  | 46,641                | 10                  | 45,869                | 3                   |
| Denmark                    | 940                   | 1                   | 529                   | -                   | 887                   | -                   | 7,978                 | 8                   | 5,159                 | -                   | 6,147                 | 2                   |
| Greece                     | 432                   | 69                  | 699                   | -                   | 588                   | 24                  | 4,042                 | 1,369               | 5,134                 | 1,126               | 6,077                 | 764                 |
| <b>Other Europe Count.</b> | <b>2,027</b>          | <b>-</b>            | <b>8,622</b>          | <b>-</b>            | <b>10,320</b>         | <b>296</b>          | <b>24,415</b>         | <b>577</b>          | <b>78,149</b>         | <b>355</b>          | <b>62,974</b>         | <b>1,535</b>        |
| Austria                    | 346                   | -                   | 683                   | -                   | 717                   | 283                 | 5,199                 | 271                 | 10,833                | 182                 | 5,812                 | 1,518               |
| Sweden                     | 676                   | -                   | 2,786                 | -                   | 1,308                 | -                   | 7,325                 | 304                 | 7,970                 | 171                 | 8,474                 | -                   |
| Switzerland                | 769                   | -                   | 4,675                 | -                   | 6,256                 | -                   | 8,636                 | 2                   | 52,625                | 1                   | 34,814                | -                   |
| Spain *                    | 1,501                 | -                   | 1,207                 | -                   | 1,363                 | 13                  | 9,001                 | -                   | 11,277                | -                   | 9,621                 | 17                  |
| <b>S.A.</b>                | <b>10,191</b>         | <b>8</b>            | <b>11,025</b>         | <b>-</b>            | <b>13,179</b>         | <b>-</b>            | <b>53,721</b>         | <b>121</b>          | <b>90,314</b>         | <b>26</b>           | <b>84,753</b>         | <b>3</b>            |
| <b>Socialist Count.</b>    | <b>4,816</b>          | <b>1,314</b>        | <b>7,327</b>          | <b>1,320</b>        | <b>5,491</b>          | <b>2,224</b>        | <b>42,181</b>         | <b>20,176</b>       | <b>55,103</b>         | <b>16,378</b>       | <b>46,243</b>         | <b>18,994</b>       |
| Bulgaria                   | 775                   | -                   | 1,338                 | 324                 | 1,033                 | -                   | 7,537                 | 2                   | 10,885                | 664                 | 4,842                 | 990                 |
| Czechoslovakia             | 276                   | 206                 | 438                   | 124                 | 157                   | 193                 | 3,268                 | 1,108               | 3,045                 | 1,054               | 3,059                 | 1,202               |
| E. Germany                 | 142                   | -                   | 72                    | -                   | 84                    | -                   | 1,072                 | -                   | 1,058                 | -                   | 1,050                 | -                   |
| Hungary                    | 276                   | -                   | 392                   | -                   | 154                   | -                   | 2,708                 | 2                   | 1,638                 | -                   | 3,840                 | -                   |
| Poland                     | 241                   | -                   | 269                   | 647                 | 93                    | -                   | 1,968                 | 2,649               | 4,826                 | 2,920               | 1,203                 | 582                 |
| Rumania                    | 1,160                 | -                   | 1,154                 | -                   | 2,080                 | 991                 | 10,011                | 5,322               | 8,240                 | 7,743               | 10,694                | 8,552               |
| U.S.S.R.                   | 66                    | -                   | 918                   | -                   | 773                   | -                   | 4,534                 | -                   | 4,946                 | -                   | 8,905                 | 4                   |
| Yugoslavia                 | 757                   | 1,108               | 1,653                 | 225                 | 365                   | 493                 | 2,942                 | 7,084               | 9,546                 | 2,285               | 4,942                 | 3,553               |
| China                      | 1,123                 | -                   | 1,093                 | -                   | 752                   | 547                 | 8,141                 | 4,009               | 10,919                | 1,712               | 7,708                 | 4,111               |
| <b>Other</b>               | <b>834</b>            | <b>3,789</b>        | <b>159</b>            | <b>2,258</b>        | <b>85</b>             | <b>4,455</b>        | <b>2,841</b>          | <b>24,351</b>       | <b>1,194</b>          | <b>34,026</b>       | <b>900</b>            | <b>21,501</b>       |
| <b>Other</b>               | <b>4,702</b>          | <b>445</b>          | <b>9,160</b>          | <b>719</b>          | <b>4,882</b>          | <b>30</b>           | <b>50,040</b>         | <b>3,588</b>        | <b>51,598</b>         | <b>4,430</b>        | <b>56,870</b>         | <b>2,459</b>        |
| <b>Other Countries</b>     | <b>10,733</b>         | <b>1,780</b>        | <b>8,685</b>          | <b>5,056</b>        | <b>11,804</b>         | <b>1,496</b>        | <b>103,275</b>        | <b>22,109</b>       | <b>95,835</b>         | <b>29,302</b>       | <b>107,486</b>        | <b>23,201</b>       |
| Turkey                     | 2,147                 | 52                  | 2,308                 | 2                   | 2,761                 | -                   | 19,213                | 2,549               | 18,495                | 3,113               | 22,802                | 1,413               |
| Taiwan                     | 1,350                 | 47                  | 1,841                 | 453                 | 1,941                 | 169                 | 13,863                | 1,996               | 16,499                | 2,585               | 14,826                | 2,065               |
| South Korea                | 662                   | 376                 | 744                   | 520                 | 1,793                 | 271                 | 7,254                 | 2,605               | 6,419                 | 3,523               | 8,733                 | 1,063               |
| Indonesia                  | 253                   | 486                 | 144                   | 1,449               | 38                    | -                   | 1,745                 | 5,675               | 654                   | 6,936               | 188                   | 3,959               |
| Pakistan                   | 57                    | 742                 | 14                    | 223                 | 59                    | 371                 | 447                   | 2,930               | 408                   | 3,041               | 452                   | 3,108               |

Source : Department of Statistics.

\* : Included in E.E.C. since April 1985.

(٣٧) التركيب السلعي للصادرات الوطنية حسب التصنيف الدولي

(37) Domestic Exports by Commodity According to SITC

الف دينار

| 1983           | 1982           | 1981           | 1980           | 1979          | 1978          | 1977          | 1976          | رقم التصنيف                         |
|----------------|----------------|----------------|----------------|---------------|---------------|---------------|---------------|-------------------------------------|
| <u>160,085</u> | <u>185,581</u> | <u>169,026</u> | <u>120,107</u> | <u>82,556</u> | <u>64,129</u> | <u>60,223</u> | <u>49,522</u> | المجموع                             |
| <u>36,277</u>  | <u>39,144</u>  | <u>33,035</u>  | <u>23,495</u>  | <u>21,239</u> | <u>16,336</u> | <u>20,643</u> | <u>16,379</u> | ٠٠ المواد الغذائية والحيوانات الحية |
| 7,604          | 12,477         | 10,246         | 7,835          | 6,792         | 6,546         | 10,396        | 9,228         | الفواكه والمكسرات                   |
| (5,591)        | (7,376)        | (8,721)        | (5,940)        | (5,776)       | (5,943)       | (10,026)      | (8,453)       | المحاصيل                            |
| (890)          | (256)          | (336)          | (192)          | (68)          | (101)         | (79)          | (130)         | المخيط والشمع                       |
| 17,614         | 18,282         | 19,498         | 11,370         | 11,946        | 8,153         | 6,698         | 5,340         | الخضروات                            |
| (6,466)        | (7,194)        | (6,665)        | (5,394)        | (5,258)       | (3,699)       | (2,480)       | (2,517)       | بندوره ورب البندوره                 |
| (1,229)        | (1,864)        | (1,606)        | (1,251)        | (1,526)       | (1,110)       | (887)         | (585)         | بازنجان                             |
| <u>3,833</u>   | <u>5,304</u>   | <u>6,582</u>   | <u>5,583</u>   | <u>3,885</u>  | <u>1,630</u>  | <u>1,265</u>  | <u>1,204</u>  | ٠١ المشروبات والتبغ                 |
| 3,528          | 4,904          | 5,589          | 5,107          | 3,382         | 1,227         | 997           | 809           | السجائر                             |
| <u>52,712</u>  | <u>61,451</u>  | <u>56,688</u>  | <u>49,204</u>  | <u>27,557</u> | <u>20,691</u> | <u>18,880</u> | <u>20,078</u> | ٠٢ المواد الخام غير الصالحة للاكل   |
| 51,611         | 57,145         | 54,792         | 47,199         | 26,282        | 19,460        | 17,257        | 19,233        | عذات المحروقات                      |
|                |                |                |                |               |               |               |               | الفسفات                             |
|                |                |                |                |               |               |               |               | ٠٣ الوقود المعدني، مواد التشحيم     |
|                |                |                |                |               |               |               |               | والمواد المشابهة                    |
| <u>55</u>      | <u>239</u>     | <u>397</u>     | <u>299</u>     | <u>11</u>     | <u>20</u>     | <u>7</u>      | <u>639</u>    |                                     |
| <u>1,182</u>   | <u>657</u>     | <u>1,053</u>   | <u>877</u>     | <u>486</u>    | <u>786</u>    | <u>362</u>    | <u>709</u>    | ٠٤ زيوت وشحوم حيوانية ونباتية       |
| 1,002          | 569            | 1,053          | 835            | 412           | 733           | 194           | 613           | زيت زيتون                           |
| <u>36,791</u>  | <u>23,119</u>  | <u>17,922</u>  | <u>10,937</u>  | <u>7,143</u>  | <u>6,278</u>  | <u>5,221</u>  | <u>3,544</u>  | ٠٥ مواد كيميائية                    |
| 2,559          | 2,467          | 2,883          | 2,631          | 2,098         | 1,767         | 1,836         | 1,077         | الدائنات                            |
| 8,520          | 8,674          | 5,987          | 3,171          | 2,762         | 2,257         | 1,917         | 1,277         | الادوية                             |
| 1,948          | 3,849          | 6,069          | 4,578          | 1,755         | 595           | 712           | 491           | المنظفات والمبيدات                  |
| 20,669         | 5,190          | -              | -              | -             | -             | 2             | 3             | الاصناف                             |
| <u>17,981</u>  | <u>32,467</u>  | <u>34,636</u>  | <u>18,717</u>  | <u>14,129</u> | <u>11,903</u> | <u>9,484</u>  | <u>3,920</u>  | ٠٦ بضائع مصنوعة مصنفة حسب المادة    |
| 2,832          | 5,377          | 6,969          | 5,810          | 5,297         | 4,884         | 3,147         | 295           | منتجات الاخشاب                      |
| <u>1,996</u>   | <u>3,186</u>   | <u>3,934</u>   | <u>2,392</u>   | <u>1,677</u>  | <u>1,067</u>  | <u>778</u>    | <u>722</u>    | ٠٧ الات ومعدات النقل                |
| 3              | -              | 216            | 287            | 257           | -             | 71            | 18            | بطاريات ومجمعات كهربائية            |
| <u>9,227</u>   | <u>19,983</u>  | <u>14,697</u>  | <u>8,602</u>   | <u>6,422</u>  | <u>5,417</u>  | <u>3,610</u>  | <u>2,352</u>  | ٠٨ مواد مصنوعة متنوعة               |
| <u>31</u>      | <u>31</u>      | <u>82</u>      | <u>1</u>       | <u>7</u>      | <u>1</u>      | <u>3</u>      | <u>5</u>      | ٠٩ اصناف ومعاملات غير مصنفة         |

المصدر: دائرة الاحصاءات العامة \*

(٣٧) التركيب السلعي للصادرات الوطنية حسب التصنيف الدولي (تابع)  
 (37) Domestic Exports by Commodity According to SITC (Continued)

Thousand JD

| Code No.  | ايلول - Sep. |               |               | كانون الثاني - ايلول - Jan. - Sep. |                |                | 1985          | 1984          |
|---|--------------|---------------|---------------|------------------------------------|----------------|----------------|---------------|---------------|
|   | 1986         | 1985          | 1984          | 1986                               | 1985           | 1984           |               |               |
|   | <b>Total</b> | <b>17,902</b> | <b>20,773</b> | <b>17,654</b>                      | <b>159,569</b> | <b>183,403</b> |               |               |
| <b>0. Food and live animals</b>                                 | <b>2,667</b> | <b>4,104</b>  | <b>2,615</b>  | <b>34,455</b>                      | <b>31,635</b>  | <b>32,987</b>  | <b>43,558</b> | <b>41,761</b> |
| Fruits and nuts   | 110          | 200           | 383           | 4,808                              | 5,975          | 6,577          | 7,458         | 8,359         |
| Citrus fruits   | (49)         | (98)          | (83)          | (3,762)                            | (4,465)        | (4,584)        | (5,883)       | (6,199)       |
| Watermelons   | (25)         | (45)          | (98)          | (775)                              | (1,038)        | (1,093)        | (1,046)       | (1,105)       |
| Vegetables  | 555          | 686           | 831           | 10,755                             | 13,438         | 15,323         | 16,628        | 18,565        |
| Tomatoes and Tomato Juice                                       | (179)        | (299)         | (375)         | (4,503)                            | (5,348)        | (6,269)        | (6,078)       | (6,752)       |
| Eggplants   | (54)         | (59)          | (53)          | (983)                              | (1,121)        | (1,266)        | (1,509)       | (1,672)       |
| <b>1. Beverages and tobacco</b>                                 | <b>165</b>   | <b>148</b>    | <b>124</b>    | <b>1,055</b>                       | <b>1,550</b>   | <b>2,994</b>   | <b>1,937</b>  | <b>4,265</b>  |
| Cigarettes  | 137          | 143           | 101           | 967                                | 1,370          | 2,798          | 1,716         | 4,004         |
| <b>2. Crude materials, inedible, except fuels</b>               | <b>5,228</b> | <b>10,167</b> | <b>5,814</b>  | <b>63,534</b>                      | <b>73,727</b>  | <b>49,040</b>  | <b>98,463</b> | <b>87,101</b> |
| Phosphates  | 5,115        | 7,165         | 5,683         | 50,346                             | 48,675         | 47,292         | 66,084        | 69,613        |
| <b>3. Mineral fuels, lubricants and related minerals</b>        | <b>-</b>     | <b>-</b>      | <b>-</b>      | <b>120</b>                         | <b>1</b>       | <b>5</b>       | <b>8</b>      | <b>11</b>     |
| <b>4. Animal and vegetable oil and fats</b>                     | <b>-</b>     | <b>6</b>      | <b>12</b>     | <b>577</b>                         | <b>170</b>     | <b>283</b>     | <b>176</b>    | <b>1,123</b>  |
| Olive-oil   | -            | -             | -             | 436                                | 94             | 73             | 94            | 913           |
| <b>5. Chemicals</b>   | <b>8,009</b> | <b>1,152</b>  | <b>4,334</b>  | <b>37,760</b>                      | <b>32,540</b>  | <b>43,382</b>  | <b>50,959</b> | <b>67,629</b> |
| Paints  | 3            | 64            | 175           | 257                                | 1,020          | 1,649          | 1,469         | 2,129         |
| Medicaments   | 1,368        | 511           | 107           | 10,026                             | 8,542          | 6,676          | 14,298        | 11,482        |
| Detergents and soap   | 456          | 349           | 364           | 2,257                              | 509            | 4,221          | 1,569         | 5,617         |
| Fertilisers   | 5,771        | -             | 3,518         | 21,932                             | 20,580         | 27,058         | 30,593        | 44,010        |
| <b>6. Manufactured goods classified by material</b>             | <b>1,198</b> | <b>3,519</b>  | <b>2,590</b>  | <b>15,230</b>                      | <b>29,514</b>  | <b>24,541</b>  | <b>39,718</b> | <b>33,777</b> |
| Articles of wood  | 44           | 735           | 250           | 480                                | 7,384          | 7,068          | 8,516         | 7,768         |
| <b>7. Machinery and transport equipment</b>                     | <b>132</b>   | <b>70</b>     | <b>258</b>    | <b>1,081</b>                       | <b>1,538</b>   | <b>1,264</b>   | <b>2,014</b>  | <b>1,972</b>  |
| Batteries and accumulators                                      | -            | -             | -             | -                                  | -              | 2              | -             | 2             |
| <b>8. Misc. manufactured articles</b>                           | <b>503</b>   | <b>1,607</b>  | <b>1,907</b>  | <b>5,757</b>                       | <b>12,728</b>  | <b>13,841</b>  | <b>18,513</b> | <b>23,416</b> |
| <b>9. Commodities and transactions not classified elsewhere</b> | <b>-</b>     | <b>-</b>      | <b>-</b>      | <b>-</b>                           | <b>-</b>       | <b>-</b>       | <b>-</b>      | <b>-</b>      |

Source: Department of Statistics.

(٣٨) التركيب السلعي للمستوردات حسب التصنيف الدولي

(38) Imports by Commodity According To SITC

الف دينار

| التصنيف  | 1976    | 1977    | 1978    | 1979    | 1980    | 1981      | 1982      | 1983      |
|--|---------|---------|---------|---------|---------|-----------|-----------|-----------|
| المجموع  | 339,539 | 454,417 | 458,826 | 589,523 | 715,977 | 1,047,504 | 1,142,493 | 1,103,310 |
| ٠٠ المواد الغذائية والحيوانات الحية                | 81,378  | 75,921  | 87,568  | 108,280 | 118,789 | 167,930   | 191,924   | 180,366   |
| حيوانات حية  | 2,141   | 2,560   | 3,952   | 3,885   | 6,903   | 8,643     | 12,613    | 21,557    |
| اللحوم   | 2,207   | 3,163   | 2,248   | 9,536   | 9,888   | 29,051    | 33,942    | 24,576    |
| منتجات الالبان والبيض                              | 6,473   | 7,428   | 8,248   | 10,542  | 12,549  | 10,739    | 13,852    | 15,458    |
| دقيق الحنطة والقمح                                 | 14,798  | 13,870  | 14,584  | 19,573  | 23,000  | 23,431    | 31,153    | 22,840    |
| ارز مقشر   | 4,538   | 2,746   | 3,458   | 4,923   | 6,102   | 5,410     | 8,359     | 4,419     |
| الكافور  | 20,201  | 6,561   | 8,370   | 9,938   | 8,165   | 21,390    | 19,106    | 6,509     |
| الفواكه والخضروات والمكسرات                        | 15,924  | 15,688  | 16,682  | 21,402  | 22,712  | 25,524    | 31,820    | 32,274    |
| القهوة والشاي والكافور والبهارات                   | 2,989   | 5,300   | 6,521   | 6,115   | 6,673   | 7,082     | 4,125     | 5,639     |
| ٠١ المشروبات الروحية والسيجار والتبغ               | 2,104   | 3,009   | 4,805   | 5,015   | 5,268   | 5,110     | 4,645     | 8,800     |
| ٠٢ المواد الخام غير المألحة للاكل                  | 1,123   | 1,603   | 2,454   | 2,962   | 2,442   | 2,010     | 3,007     | 4,366     |
| عناجيد الحبوب                                      | 10,182  | 11,080  | 12,835  | 17,966  | 16,082  | 29,267    | 35,111    | 31,403    |
| الاعشاب والفلين                                    | 4,839   | 5,742   | 6,149   | 8,931   | 6,490   | 9,219     | 9,620     | 12,223    |
| الالياف السجبة وفضلاتها                            | 1,244   | 1,651   | 1,570   | 2,040   | 2,159   | 3,010     | 2,850     | 4,325     |
| الحبوب والمكسرات الزيتية                           | 1,092   | 1,011   | 1,440   | 1,985   | 1,275   | 2,264     | 2,499     | 1,936     |
| ٠٣ النواتج المعدنية ومواد التشحيم والمواد المشابهة | 37,171  | 43,057  | 46,832  | 74,125  | 122,167 | 182,319   | 240,658   | 212,720   |
| القط الخام   | 34,373  | 37,014  | 43,383  | 68,954  | 113,916 | 174,657   | 230,653   | 205,534   |
| ٠٤ زيوت وشحوم حيوانية ونباتية                      | 3,108   | 3,066   | 4,140   | 2,790   | 4,709   | 2,748     | 5,835     | 4,105     |
| ٠٥ المواد الكيماوية                                | 16,343  | 23,192  | 21,506  | 30,327  | 39,238  | 50,434    | 54,160    | 57,783    |
| ادوية ومستحضرات تجميلية                            | 4,906   | 7,493   | 6,752   | 8,166   | 8,636   | 11,300    | 12,426    | 11,836    |
| مواد ومستحضرات الزينة والعطور والتشفيف             | 2,024   | 2,782   | 2,388   | 3,713   | 4,190   | 5,226     | 4,335     | 3,939     |
| ٠٦ بضائع مصنوعة مصنفة حسب المادة                   | 65,889  | 102,318 | 98,425  | 141,985 | 147,721 | 176,578   | 191,742   | 198,015   |
| الاسمنت  | 2,692   | 8,329   | 4,389   | 16,258  | 9,960   | 22,838    | 33,008    | 22,327    |
| المصنوعات المطاطية                                 | 4,107   | 5,400   | 4,660   | 8,123   | 10,606  | 11,968    | 10,649    | 9,832     |
| الحديد والمصنوعات                                  | 9,226   | 9,231   | 18,646  | 50,346  | 41,621  | 50,144    | 44,903    | 40,653    |
| الورق والورق المشغول                               | 4,359   | 7,360   | 5,791   | 8,366   | 10,461  | 12,019    | 13,594    | 13,045    |
| الغزل والمنسوجات والمصنوعات منها                   | 14,049  | 17,595  | 18,609  | 21,435  | 25,203  | 24,391    | 27,722    | 32,018    |
| ٠٧ الآلات ومعدات النقل                             | 101,439 | 156,843 | 138,198 | 153,929 | 199,971 | 338,045   | 319,415   | 262,035   |
| الات كهربائية وغير كهربائية                        | 56,757  | 70,985  | 86,362  | 84,577  | 122,772 | 171,279   | 149,112   | 167,025   |
| وسائل نقل وفضيحة                                   | 44,682  | 85,858  | 51,836  | 69,352  | 77,199  | 166,766   | 170,303   | 95,010    |
| ٠٨ مصنوعات متنوعة                                  | 20,101  | 33,329  | 40,079  | 53,621  | 58,283  | 91,905    | 85,637    | 92,333    |
| ملابس وأحذية                                       | 6,337   | 9,284   | 11,736  | 16,729  | 14,659  | 28,927    | 24,626    | 30,821    |
| اجهزة وادوات مهنية وتجميلية                        | 4,107   | 6,075   | 6,493   | 7,801   | 10,019  | 16,356    | 15,204    | 13,256    |
| ٠٩ اصناف ومعدات غير مصنفة                          | 1,824   | 2,602   | 4,438   | 1,485   | 3,749   | 3,168     | 13,366    | 55,750    |

المصدر : دائرة الاحصاءات العامة

## (٣٨) التركيب السلعي للمستوردات حسب التصنيف الدولي (تابع)

Thousand JD

## (38) Imports by Commodity According To SITC (Continued)

| Code  | ايلول - Sep.  |               |               | كانون الثاني - ايلول Jan. - Sep. |                |                | 1985             | 1984             |
|---|---------------|---------------|---------------|----------------------------------|----------------|----------------|------------------|------------------|
|   | 1986          | 1985          | 1984          | 1986                             | 1985           | 1984           |                  |                  |
| <u>Total</u>  | <u>75,590</u> | <u>99,995</u> | <u>88,337</u> | <u>633,787</u>                   | <u>795,364</u> | <u>763,025</u> | <u>1,074,445</u> | <u>1,071,340</u> |
| <u>0. Food and live animals</u>                               | <u>20,282</u> | <u>16,617</u> | <u>18,621</u> | <u>116,487</u>                   | <u>115,134</u> | <u>118,542</u> | <u>175,784</u>   | <u>184,317</u>   |
| Live animals  | 126           | 1,070         | 193           | 2,775                            | 5,783          | 3,152          | 8,599            | 5,892            |
| Meat  | 2,605         | 3,615         | 2,087         | 17,678                           | 24,010         | 14,498         | 33,225           | 23,032           |
| Dairy products and eggs                                       | 1,741         | 1,324         | 1,574         | 11,335                           | 12,868         | 12,393         | 17,866           | 16,756           |
| Wheat and flour of wheat                                      | 2,275         | 1,157         | 7,079         | 11,459                           | 13,426         | 23,309         | 28,185           | 39,165           |
| Rice  | 1,499         | 56            | 509           | 9,055                            | 6,237          | 5,562          | 7,301            | 8,247            |
| Sugar   | 1,753         | -             | 1,288         | 5,887                            | 3,613          | 5,105          | 3,640            | 5,151            |
| Fruits, vegetables and nuts                                   | 1,906         | 3,118         | 2,373         | 16,546                           | 15,937         | 17,477         | 25,361           | 27,786           |
| Coffee, tea, cocoa, and spices                                | 593           | 1,012         | 456           | 3,901                            | 4,488          | 5,160          | 6,033            | 6,785            |
| <u>1. Beverages and tobacco</u>                               | <u>416</u>    | <u>230</u>    | <u>611</u>    | <u>4,730</u>                     | <u>3,159</u>   | <u>5,694</u>   | <u>4,036</u>     | <u>7,683</u>     |
| Crude tobacco   | 197           | 8             | 228           | 2,609                            | 1,148          | 3,756          | 1,171            | 4,841            |
| <u>2. Crude materials, inedible, except fuels</u>             | <u>1,899</u>  | <u>2,605</u>  | <u>1,810</u>  | <u>20,236</u>                    | <u>24,902</u>  | <u>18,887</u>  | <u>33,070</u>    | <u>29,890</u>    |
| Wood, lumber and cork   | 505           | 1,096         | 756           | 4,924                            | 7,232          | 6,035          | 9,859            | 9,402            |
| Textile fibers and their waste                                | 141           | 332           | 372           | 2,247                            | 2,891          | 3,259          | 4,086            | 4,541            |
| Oil seeds, oil nuts and oil kernels                           | 279           | 54            | 82            | 2,196                            | 2,123          | 1,989          | 2,575            | 2,570            |
| <u>3. Mineral fuels, lubricants and related minerals</u>      | <u>10,302</u> | <u>22,546</u> | <u>14,527</u> | <u>89,791</u>                    | <u>163,067</u> | <u>162,015</u> | <u>223,270</u>   | <u>213,551</u>   |
| Crude oil   | 8,253         | 19,845        | 14,139        | 71,885                           | 139,985        | 155,161        | 192,640          | 203,954          |
| <u>4. Animal &amp; vegetable oil &amp; fats</u>               | <u>1,228</u>  | <u>445</u>    | <u>505</u>    | <u>6,964</u>                     | <u>6,101</u>   | <u>6,282</u>   | <u>10,152</u>    | <u>10,479</u>    |
| <u>5. Chemicals</u>   | <u>4,904</u>  | <u>6,267</u>  | <u>5,167</u>  | <u>53,127</u>                    | <u>48,147</u>  | <u>54,725</u>  | <u>67,639</u>    | <u>79,895</u>    |
| Medical & pharmac. products                                   | 1,438         | 1,692         | 1,327         | 13,792                           | 10,908         | 10,227         | 16,412           | 14,157           |
| Essential oils & perfume mater, polishing & cleaning preps.   | 345           | 582           | 384           | 2,559                            | 3,097          | 3,041          | 4,323            | 4,004            |
| <u>6. Manufactured goods classified by material</u>           | <u>10,733</u> | <u>14,637</u> | <u>13,888</u> | <u>104,224</u>                   | <u>126,838</u> | <u>114,922</u> | <u>169,597</u>   | <u>166,435</u>   |
| Cement  | 5             | 23            | 213           | 81,368                           | 1,396          | 1,928          | 1,443            | 3,582            |
| Rubber products   | 959           | 1,256         | 1,154         | 8,981                            | 8,869          | 8,553          | 12,431           | 12,396           |
| Iron and steel  | 2,490         | 1,885         | 3,007         | 29,658                           | 31,824         | 24,528         | 41,819           | 37,084           |
| Paper and cardboard   | 1,198         | 1,388         | 1,102         | 9,576                            | 10,764         | 11,121         | 13,971           | 15,597           |
| Textile yarn, fabrics, madeup articles & related products     | 2,152         | 2,505         | 2,534         | 19,659                           | 21,566         | 22,341         | 29,177           | 30,702           |
| <u>7. Machinery &amp; transport equipments</u>                | <u>17,065</u> | <u>20,408</u> | <u>17,204</u> | <u>134,337</u>                   | <u>164,051</u> | <u>158,855</u> | <u>207,385</u>   | <u>215,853</u>   |
| Electrical & non-electrical machinery                         | 8,650         | 10,271        | 9,766         | 78,585                           | 88,433         | 88,272         | 112,775          | 122,827          |
| Transport equipments and spareparts                           | 8,415         | 10,137        | 7,438         | 55,752                           | 75,618         | 70,583         | 94,610           | 93,026           |
| <u>8. Miscell. manufactured articles</u>                      | <u>6,465</u>  | <u>9,934</u>  | <u>9,514</u>  | <u>59,526</u>                    | <u>78,054</u>  | <u>67,639</u>  | <u>105,165</u>   | <u>95,927</u>    |
| Clothing and footwear   | 1,261         | 2,060         | 2,144         | 15,886                           | 18,626         | 19,090         | 26,120           | 27,514           |
| Scientific instruments, photographic equipments etc.          | 1,897         | 1,320         | 1,310         | 10,075                           | 9,295          | 8,231          | 15,629           | 11,861           |
| <u>9. Commod. &amp; transactions not-classified elsewhere</u> | <u>2,296</u>  | <u>6,306</u>  | <u>6,490</u>  | <u>44,365</u>                    | <u>65,911</u>  | <u>55,464</u>  | <u>78,347</u>    | <u>67,310</u>    |

Source: Department of Statistics.

(٣٩) الصادرات الوطنية الى دول السوق العربية المشتركة حسب التصنيف الدولي

(39) Domestic Exports to ACOM According to SITC.

الف دينار

| التصنيف  | 1976    | 1977    | 1978    | 1979    | 1980    | 1981    | 1982*   | 1983*   |
|--|---------|---------|---------|---------|---------|---------|---------|---------|
| المجموع  | 13,364  | 16,418  | 20,648  | 30,366  | 47,792  | 81,559  | 80,557  | 30,583  |
| ٠٠ المواد الغذائية والحيوانات الحية              | 9,422   | 7,392   | 7,855   | 11,529  | 14,880  | 20,908  | 16,294  | 5,239   |
| الفواكه والمكسرات                                | 1,139   | 1,416   | 1,840   | 3,398   | 5,173   | 6,424   | 5,825   | 650     |
| الحمضيات   | (821)   | (1,249) | (1,630) | (2,928) | (3,845) | (594)   | (2,701) | (571)   |
| الخبث والشمع                                     | (44)    | (40)    | (44)    | (35)    | (73)    | (116)   | (1)     | (2)     |
| الخضروات   | 3,650   | 3,465   | 5,356   | 7,198   | 7,146   | 12,423  | 5,905   | 1,967   |
| التبغ وورق التبغ                                 | (1,833) | (1,685) | (2,664) | (3,375) | (3,813) | (4,821) | (3,184) | (1,171) |
| الباز  | (466)   | (623)   | (794)   | (1,093) | (863)   | (1,126) | (972)   | (211)   |
| ٠١ الضرويات والمنسوجات                           | 702     | 598     | 618     | 2,475   | 4,340   | 5,975   | 4,290   | 2,629   |
| الجوارير   | 315     | 339     | 411     | 2,283   | 4,040   | 4,962   | 3,947   | 2,486   |
| ٠٢ المواد الخام غير الصالحة للاكل                | 515     | 1,131   | 704     | 609     | 1,386   | 1,521   | 2,634   | 300     |
| عنا المحروقات                                    |         |         |         |         |         |         |         |         |
| ٠٣ الوقود المعدني وزياد التلحيم والمواد المشابهة | 281     | 1       | 17      | 3       | 19      | 256     | 61      | 43      |
| ٠٤ زيوت وشحوم حيوانية                            | 592     | 307     | 718     | 399     | 771     | 1,053   | 447     | 210     |
| ٠٥ مواد كيميائية                                 | 1,619   | 2,060   | 3,377   | 4,133   | 7,502   | 12,620  | 11,559  | 6,819   |
| الادوية  | 857     | 1,106   | 1,562   | 1,675   | 2,005   | 5,968   | 4,865   | 3,958   |
| المطاط واللدائن                                  | 342     | 525     | 742     | 1,651   | 4,090   | 5,729   | 3,664   | 1,792   |
| ٠٦ بقايا تصفية مصفاة حديدية                      | 2,683   | 3,421   | 5,085   | 6,792   | 11,293  | 22,935  | 25,386  | 3,021   |
| المعادن  |         |         |         |         |         |         |         |         |
| ٠٧ الآلات ومعدات النقل                           | 399     | 320     | 689     | 1,434   | 1,889   | 3,574   | 2,522   | 755     |
| بطاريات ومجمعات كهربائية                         | 18      | 70      | -       | 238     | 285     | 194     | -       | -       |
| ٠٨ منسوجات متنوعة                                | 1,148   | 1,187   | 1,585   | 2,928   | 5,716   | 12,646  | 17,390  | 5,561   |
| ٠٩ اصناف ومعاملات غير مصنفة                      | 3       | 1       | -       | 4       | -       | 11      | 14      | -       |

المصدر: دائرة الاحصاءات العامة  
\* لا تشمل الكويت

## (٣٩) الصادرات الوطنية الى دول السوق العربية المشتركة حسب التصنيف الدولي (تابع)

## (39) Domestic Exports to ACMC According to SITC. (Continued)

Thousand JD

| Code   | ايلول - Sep. |        |        | كانون الثاني - ايلول - Jan. |        |        | * 1985  | * 1984 |
|--|--------------|--------|--------|-----------------------------|--------|--------|---------|--------|
|  | * 1986       | * 1985 | * 1984 | * 1986                      | * 1985 | * 1984 |         |        |
| Total  | 4,624        | 7,570  | 4,921  | 41,302                      | 48,803 | 48,066 | 74,171  | 72,047 |
| <u>Food and Live animals</u>                                   | 1,867        | 2,890  | 1,288  | 15,687                      | 9,321  | 8,116  | 16,629  | 11,526 |
| <u>Fruits and nuts</u>   | 7            | 28     | 32     | 119                         | 592    | 739    | 658     | 799    |
| Citrus fruits  | (-)          | (27)   | (29)   | (110)                       | (554)  | (683)  | (613)   | (726)  |
| Watermelons  | (-)          | (-)    | (-)    | (2)                         | (1)    | (2)    | (1)     | (2)    |
| <u>Vegetables</u>  | 4            | 9      | 5      | 885                         | 865    | 1,293  | 1,495   | 1,328  |
| Tomatoes and tomato juice                                      | (2)          | (4)    | (1)    | (700)                       | (649)  | (976)  | (1,127) | (980)  |
| Eggplants  | (-)          | (-)    | (-)    | (126)                       | (100)  | (153)  | (129)   | (170)  |
| 1. <u>Beverage and tobacco</u>                                 | 28           | -      | 4      | 75                          | 648    | 1,967  | 661     | 2,849  |
| Cigarettes   | -            | -      | -      | -                           | 564    | 1,928  | 564     | 2,778  |
| 2. <u>Crude materials, inedible except fuels</u>               | 5            | 75     | 20     | 500                         | 385    | 831    | 675     | 1,394  |
| 3. <u>Mineral fuels, lubricants and related minerals</u>       | -            | -      | -      | 85                          | 1      | 5      | 8       | 10     |
| 4. <u>Animals and vegetable oils and fats</u>                  | -            | 5      | 12     | 285                         | 74     | 210    | 75      | 210    |
| 5. <u>Chemicals</u>  | 1,705        | 728    | 499    | 10,192                      | 6,219  | 8,367  | 10,958  | 12,864 |
| Medicaments  | 967          | 258    | 35     | 6,118                       | 4,370  | 2,767  | 7,304   | 5,692  |
| Detergents and soap  | 444          | 333    | 357    | 2,157                       | 387    | 4,072  | 1,420   | 5,381  |
| 6. <u>Manufactured goods classified by material</u>            | 738          | 2,377  | 1,321  | 9,598                       | 20,035 | 16,185 | 27,456  | 21,586 |
| 7. <u>Machinery and transport equip.</u>                       | 29           | 7      | 70     | 424                         | 981    | 370    | 1,299   | 798    |
| Batteries and accumulators                                     | -            | -      | -      | -                           | -      | -      | -       | -      |
| 8. <u>Misc. manufactured articles</u>                          | 252          | 1,488  | 1,707  | 4,456                       | 11,139 | 12,015 | 16,410  | 20,810 |
| 9. <u>Commodities and transaction not classified elsewhere</u> | -            | -      | -      | -                           | -      | -      | -       | -      |

Source : Department of Statistics.

\* : Excluding Kuwait.

## (٤٠) المستوردات من دول السوق العربية المشتركة حسب التصنيف الدولي

## (40) Imports From ACMC According to SITC

الف دينار

| 1983          | 1982          | 1981          | 1980          | 1979          | 1978          | 1977          | 1976          | التصنيف  |
|---------------|---------------|---------------|---------------|---------------|---------------|---------------|---------------|--|
| <u>24,513</u> | <u>15,998</u> | <u>18,688</u> | <u>18,914</u> | <u>23,848</u> | <u>23,649</u> | <u>23,072</u> | <u>18,825</u> | المجموع  |
| <u>14,463</u> | <u>11,489</u> | <u>12,127</u> | <u>10,594</u> | <u>14,037</u> | <u>13,827</u> | <u>15,378</u> | <u>11,786</u> | ٠٠ المواد الغذائية والحيوانات الحية                  |
| 4,389         | 2,534         | 3,336         | 2,235         | 3,020         | 2,181         | 1,571         | 976           | حيوانات حيوية  |
| 5,434         | 5,250         | 4,701         | 5,117         | 5,344         | 5,889         | 7,169         | 6,644         | الفواكه  |
| 2,579         | 1,161         | 1,004         | 1,361         | 996           | 814           | 574           | 599           | الخضروات   |
| 755           | 1             | -             | 280           | 2,981         | 2,134         | 1,817         | 2,111         | السكر  |
| 160           | 973           | -             | 1             | 80            | 1,173         | 2,764         | 293           | حظنة وشعير   |
| <u>148</u>    | <u>49</u>     | <u>18</u>     | <u>59</u>     | <u>88</u>     | <u>89</u>     | <u>88</u>     | <u>80</u>     | ٠١ المشروبات والتبغ                                  |
| <u>1,488</u>  | <u>609</u>    | <u>1,644</u>  | <u>2,249</u>  | <u>1,844</u>  | <u>2,192</u>  | <u>1,739</u>  | <u>1,230</u>  | ٠٢ المواد الخام غير الصالحة للاكل<br>عدا المحروقات   |
| <u>21</u>     | <u>64</u>     | <u>101</u>    | <u>953</u>    | <u>227</u>    | <u>25</u>     | <u>22</u>     | <u>81</u>     | ٠٣ الوقود المعدني ومواد التشحيم<br>والعوازل المشابهة |
| -             | 1             | -             | 85            | 25            | 130           | 2             | 89            | ٠٤ زيوت وشحوم حيوانية ونباتية                        |
| <u>3,919</u>  | <u>297</u>    | <u>395</u>    | <u>333</u>    | <u>545</u>    | <u>421</u>    | <u>409</u>    | <u>608</u>    | ٠٥ مواد كيميائية                                     |
| <u>2,242</u>  | <u>1,960</u>  | <u>2,294</u>  | <u>2,158</u>  | <u>4,037</u>  | <u>3,999</u>  | <u>3,058</u>  | <u>3,150</u>  | ٠٦ بضائع مصنوعة مصنفة حسب المادة                     |
| 525           | 728           | 606           | 642           | 1,504         | 1,366         | 1,088         | 1,298         | النسوجات   |
| 45            | 369           | 903           | 624           | 913           | 855           | 607           | 346           | الاخشاب  |
| 302           | 559           | 286           | 178           | 124           | 5             | 63            | 126           | الزجاج   |
| <u>230</u>    | <u>144</u>    | <u>201</u>    | <u>485</u>    | <u>701</u>    | <u>517</u>    | <u>333</u>    | <u>379</u>    | ٠٧ آلات ومعدات النقل                                 |
| <u>2,001</u>  | <u>1,382</u>  | <u>1,895</u>  | <u>1,998</u>  | <u>2,344</u>  | <u>2,448</u>  | <u>2,041</u>  | <u>1,422</u>  | ٠٨ مصنوعات متنوعة                                    |
| 1,409         | 947           | 846           | 1,191         | 1,303         | 1,434         | 1,289         | 935           | ملاهي  |
| <u>1</u>      | <u>3</u>      | <u>13</u>     | <u>-</u>      | <u>-</u>      | <u>1</u>      | <u>2</u>      | <u>-</u>      | ٠٩ مواد غير مصنفة                                    |

المصدر : دائرة الاحصاءات العامة

(٤٠) المستوردات من دول السوق العربية المشتركة حسب التصنيف الدولي (تابع)

## (40) Imports From ACMC According to SITC (Continued)

Thousand JD

| Code  | أيلول - 1985 |              |              | كانون الثاني - 1984 |               |               | 1985          | 1984          |
|---|--------------|--------------|--------------|---------------------|---------------|---------------|---------------|---------------|
|   | Sep. 1986    | 1985         | 1984         | Jan. - Sep. 1986    | 1985          | 1984          |               |               |
| <b>Total</b>  | <b>7,860</b> | <b>9,216</b> | <b>1,324</b> | <b>73,305</b>       | <b>60,630</b> | <b>15,303</b> | <b>83,162</b> | <b>19,978</b> |
| <b>0. Food and live animals</b>                                       | <b>1,414</b> | <b>274</b>   | <b>359</b>   | <b>11,094</b>       | <b>2,668</b>  | <b>7,834</b>  | <b>4,934</b>  | <b>8,452</b>  |
| Live animals  | -            | -            | -            | 60                  | 20            | 489           | 22            | 584           |
| Fruits  | 35           | 74           | 46           | 3,323               | 842           | 3,831         | 999           | 3,907         |
| Vegetables  | 48           | 122          | 231          | 1,273               | 454           | 1,234         | 1,100         | 1,499         |
| Rice  | 280          | -            | -            | 1,730               | 550           | 1,462         | 650           | 1,462         |
| Wheat and barley  | 936          | -            | -            | 3,150               | -             | -             | 1,082         | -             |
| <b>1. Beverages and tobacco</b>                                       | <b>13</b>    | <b>7</b>     | <b>-</b>     | <b>78</b>           | <b>31</b>     | <b>1</b>      | <b>54</b>     | <b>49</b>     |
| <b>2. Crude materials, inedible<br/>  except fuels</b>                | <b>318</b>   | <b>616</b>   | <b>180</b>   | <b>5,494</b>        | <b>5,625</b>  | <b>1,424</b>  | <b>8,409</b>  | <b>2,074</b>  |
| <b>3. Minerals fuels, lubricants and<br/>  related minerals</b>       | <b>5,417</b> | <b>7,965</b> | <b>4</b>     | <b>51,256</b>       | <b>47,050</b> | <b>38</b>     | <b>62,969</b> | <b>55</b>     |
| <b>4. Animals and vegetables oils<br/>  and fats</b>                  | <b>-</b>     | <b>-</b>     | <b>-</b>     | <b>10</b>           | <b>14</b>     | <b>-</b>      | <b>14</b>     | <b>-</b>      |
| <b>5. Chemicals</b>   | <b>47</b>    | <b>78</b>    | <b>264</b>   | <b>551</b>          | <b>1,114</b>  | <b>3,008</b>  | <b>1,326</b>  | <b>4,257</b>  |
| <b>6. Manufactured goods classified<br/>  by material</b>             | <b>515</b>   | <b>104</b>   | <b>295</b>   | <b>2,806</b>        | <b>2,456</b>  | <b>1,672</b>  | <b>3,013</b>  | <b>3,255</b>  |
| Textiles  | 295          | 47           | 121          | 1,352               | 1,121         | 532           | 1,573         | 738           |
| Woods   | -            | 2            | 13           | 28                  | 18            | 40            | 23            | 84            |
| Glass   | -            | -            | -            | 107                 | 97            | 116           | 97            | 121           |
| <b>7. Machinery and transport<br/>  equipments</b>                    | <b>20</b>    | <b>22</b>    | <b>13</b>    | <b>271</b>          | <b>149</b>    | <b>119</b>    | <b>192</b>    | <b>142</b>    |
| <b>8. Miscellaneous manufactured<br/>  articles</b>                   | <b>116</b>   | <b>150</b>   | <b>209</b>   | <b>1,745</b>        | <b>1,523</b>  | <b>1,207</b>  | <b>2,234</b>  | <b>1,694</b>  |
| Clothes   | 15           | 132          | 158          | 1,197               | 1,098         | 919           | 1,539         | 1,314         |
| <b>9. Commodities and transactions<br/>  not classified elsewhere</b> | <b>-</b>     | <b>-</b>     | <b>-</b>     | <b>-</b>            | <b>-</b>      | <b>-</b>      | <b>17</b>     | <b>-</b>      |

Source: Department of Statistics.

(٤١) الأرقام القياسية لسعر الوحدة ووحدة الكمية للصادرات - للمستوردات  
 (41) Indices of Unit Price and Unit Volume of Exports- Imports  
 (1969 = 100)

| حسب التصنيف الدولي                                  |   |   |                                      |                                   |  |  |  |                                 | الفترة |
|---|---|---|--------------------------------------|-----------------------------------|--|--|--|---------------------------------|--------|
| مصنوعات متنوعة<br>Various manufactured goods<br>(8) | آلات ومعدات النقل<br>Machinery & transport materials<br>(7) | مواد مصنعة<br>Manufactured goods<br>(6) | المواد الكيماوية<br>Chemicals<br>(5) | زيت وشحوم<br>Oils and fats<br>(4) | المواد الخام<br>عدا المحروقات<br>Raw materials except fuels<br>(2) | المشروبات والتبغ<br>Beverages & tobacco<br>(1) | المواد الغذائية والحيوانات الحية<br>Food & live animals<br>(0) | مجموع الصادرات<br>Total exports |        |
| أ - الرقم القياسي لسعر الوحدة                       |   |   |                                      |                                   |  |  |  |                                 |        |
| 121.04  | 90.91   | 128.27                                  | 117.63                               | 118.52                            | 102.74   | 105.23   | 80.23  | 95.26                           | ١٩٧٣   |
| 216.52  | 115.46  | 273.19                                  | 141.87                               | 117.04                            | 321.42   | 115.29   | 103.43   | 193.70                          | ١٩٧٤   |
| 297.07  | 165.91  | 310.30                                  | 156.07                               | 145.18                            | 411.46   | 125.69   | 77.62  | 219.61                          | ١٩٧٥   |
| 224.51  | 220.90  | 216.52                                  | 137.03                               | 185.92                            | 295.24   | 138.03   | 129.58   | 197.59                          | ١٩٧٦   |
| 252.84  | 208.93  | 301.44                                  | 134.62                               | 199.50                            | 244.84   | 124.59   | 143.11   | 197.49                          | ١٩٧٧   |
| 241.63  | 191.10  | 276.98                                  | 145.42                               | 202.77                            | 229.67   | 175.26   | 130.62   | 190.19                          | ١٩٧٨   |
| 266.49  | 195.34  | 256.94                                  | 104.72                               | 211.13                            | 245.85   | 176.85   | 145.34   | 191.59                          | ١٩٧٩   |
| 304.86  | 210.89  | 288.75                                  | 134.52                               | 229.48                            | 338.36   | 166.08   | 144.32   | 227.65                          | ١٩٨٠   |
| 452.20  | 241.07  | 317.63                                  | 137.34                               | 227.09                            | 390.63   | 175.84   | 167.20   | 261.16                          | ١٩٨١   |
| 461.85  | 205.60  | 387.57                                  | 171.04                               | 237.63                            | 422.37   | 201.04   | 167.65   | 285.39                          | ١٩٨٢   |
| 378.31  | 237.22  | 392.71                                  | 147.70                               | 273.69                            | 370.91   | 199.71   | 159.12   | 260.89                          | ١٩٨٣   |
| 520.38  | 312.76  | 417.19                                  | 189.55                               | 300.69                            | 388.93   | 202.10   | 162.80   | 284.03                          | ١٩٨٤   |
| 518.38  | 253.94  | 422.82                                  | 160.46                               | 285.70                            | 373.85   | 196.36   | 161.76   | 275.65                          | ١٩٨٥   |
| ب - الرقم القياسي لوحدة الكمية                      |   |   |                                      |                                   |  |  |  |                                 |        |
| 88.53   | 210.60  | 209.32                                  | 278.64                               | 29.59                             | 114.54   | 143.18   | 112.25   | 123.17                          | ١٩٧٣   |
| 112.39  | 202.91  | 275.16                                  | 368.90                               | 18.51                             | 153.48   | 112.26   | 186.02   | 174.75                          | ١٩٧٤   |
| 311.66  | 25.05   | 85.35                                   | 451.81                               | 73.42                             | 116.42   | 108.91   | 185.09   | 150.06                          | ١٩٧٥   |
| 406.35  | 3.85  | 123.44                                  | 555.93                               | 96.59                             | 173.06   | 104.80   | 217.03   | 190.14                          | ١٩٧٦   |
| 621.04  | 3.99  | 218.33                                  | 799.10                               | 40.52                             | 190.63   | 118.31   | 252.28   | 229.36                          | ١٩٧٧   |
| 869.27  | 2.50  | 253.81                                  | 769.73                               | 95.45                             | 225.54   | 98.98  | 229.23   | 246.77                          | ١٩٧٨   |
| 921.42  | 3.27  | 297.38                                  | 1064.19                              | 57.23                             | 276.19   | 232.95   | 280.47   | 304.96                          | ١٩٧٩   |
| 1054.47   | 4.70  | 353.11                                  | 1362.59                              | 92.91                             | 365.18   | 351.61   | 308.85   | 380.68                          | ١٩٨٠   |
| 1231.57   | 6.21  | 645.35                                  | 1540.84                              | 123.68                            | 349.11   | 365.52   | 354.09   | 443.84                          | ١٩٨١   |
| 1597.01   | 4.34  | 472.48                                  | 2051.86                              | 64.53                             | 351.48   | 331.50   | 426.09   | 453.99                          | ١٩٨٢   |
| 823.38  | 3.60  | 267.44                                  | 3886.32                              | 105.40                            | 365.04   | 216.53   | 441.26   | 450.76                          | ١٩٨٣   |
| 1736.60   | 2.40  | 470.01                                  | 5566.35                              | 84.67                             | 551.83   | 246.41   | 472.06   | 631.94                          | ١٩٨٤   |
| 1365.54   | 3.12  | 509.20                                  | 4954.66                              | 13.43                             | 648.94   | 106.27   | 489.14   | 658.67                          | ١٩٨٥   |

(٤١) الأرقام القياسية لسعر الوحدة ووحدة الكمية للصادرات - للمستوردات (تابع)  
(41) Indices of Unit Price and Unit Volume of Exports- Imports (Con.)

(1969 = 100)

| Period | Categories of SITC  |  |  |                                      |   |  |   |  |   |                                      |
|--------|---|--|--|--------------------------------------|---|--|---|--|---|--------------------------------------|
|        | مصنوعات متنوعة<br>Various<br>manufactured<br>goods<br>(8) | آلات<br>ومعدات النقل<br>Machinery &<br>transport<br>materials<br>(7) | مواد مصنعة<br>manufactured<br>goods<br>(6) | المواد الكيماوية<br>Chemicals<br>(5) | زيوت وشحومات<br>Oils<br>and fats<br>(4) | الوقود المعدني<br>ومواد التشحيم<br>Mineral<br>Fuels<br>Lubricants<br>(3) | المواد الخام<br>عدا المحرقات<br>Raw<br>materials<br>except fuels<br>(2) | المشروبات والتبغ<br>Beverages<br>and<br>tobacco<br>(1) | المواد الغذائية<br>والحيوانات الحية<br>Food<br>and live<br>animals<br>(0) | مجموع المستوردات<br>Total<br>imports |
|        | a. Index of Unit Price                                    |  |  |                                      |   |  |   |  |   |                                      |
| 1973   | 134.23  | 157.99   | 132.05                                     | 117.14                               | 128.08                                  | 110.58   | 109.45  | 110.36   | 168.90  | 144.46                               |
| 1974   | 167.63  | 165.30   | 176.53                                     | 153.90                               | 192.24                                  | 167.97   | 164.51  | 106.62   | 224.19  | 183.53                               |
| 1975   | 303.87  | 207.71   | 191.84                                     | 182.10                               | 355.31                                  | 488.78   | 214.08  | 120.16   | 285.61  | 251.87                               |
| 1976   | 224.99  | 197.22   | 177.56                                     | 192.90                               | 241.54                                  | 516.64   | 164.89  | 140.76   | 247.79  | 223.97                               |
| 1977   | 264.23  | 197.38   | 176.84                                     | 171.25                               | 243.10                                  | 549.57   | 183.64  | 163.78   | 247.35  | 228.61                               |
| 1978   | 227.70  | 194.56   | 170.57                                     | 179.06                               | 226.15                                  | 571.82   | 192.60  | 151.12   | 235.06  | 222.10                               |
| 1979   | 232.35  | 199.75   | 190.03                                     | 186.44                               | 223.03                                  | 680.41   | 199.03  | 133.69   | 245.31  | 237.77                               |
| 1980   | 281.05  | 241.12   | 232.31                                     | 238.34                               | 313.16                                  | 1102.54  | 235.93  | 132.95   | 277.13  | 295.14                               |
| 1981   | 314.23  | 323.16   | 241.62                                     | 193.58                               | 258.94                                  | 1382.60  | 249.25  | 162.31   | 348.59  | 359.19                               |
| 1982   | 329.10  | 305.32   | 234.10                                     | 279.51                               | 277.45                                  | 1546.71  | 238.20  | 185.87   | 460.70  | 365.05                               |
| 1983   | 297.13  | 251.29   | 238.09                                     | 311.65                               | 183.38                                  | 1366.60  | 265.57  | 246.16   | 313.36  | 333.47                               |
| 1984   | 296.50  | 270.58   | 250.46                                     | 257.03                               | 293.24                                  | 1429.47  | 257.72  | 218.28   | 332.25  | 350.45                               |
| 1985   | 300.36  | 274.06   | 248.27                                     | 243.98                               | 295.49                                  | 1447.23  | 251.67  | 221.81   | 299.01  | 341.06                               |
|        | b. Index of Unit Volume                                   |  |  |                                      |   |  |   |  |   |                                      |
| 1973   | 119.50  | 87.39  | 90.11                                      | 112.74                               | 165.90                                  | 127.00   | 90.87   | 72.44  | 137.14  | 107.76                               |
| 1974   | 165.39  | 130.36   | 91.96                                      | 120.41                               | 114.20                                  | 147.51   | 103.72  | 59.90  | 134.84  | 120.52                               |
| 1975   | 223.54  | 215.05   | 122.87                                     | 159.89                               | 159.92                                  | 144.18   | 102.82  | 68.82  | 138.96  | 152.96                               |
| 1976   | 263.38  | 375.42   | 142.74                                     | 165.48                               | 288.11                                  | 214.76   | 144.98  | 95.23  | 203.78  | 228.27                               |
| 1977   | 381.44  | 474.19   | 178.90                                     | 267.45                               | 449.32                                  | 228.22   | 1079.55   | 148.45   | 192.82  | 266.70                               |
| 1978   | 540.10  | 577.76   | 179.13                                     | 230.72                               | 611.45                                  | 244.68   | 1335.50   | 200.22   | 227.98  | 304.30                               |
| 1979   | 587.64  | 564.72   | 258.26                                     | 278.68                               | 152.52                                  | 318.93   | 1753.08   | 222.96   | 268.59  | 357.45                               |
| 1980   | 566.13  | 615.66   | 218.41                                     | 297.83                               | 275.10                                  | 340.14   | 1183.15   | 230.18   | 264.40  | 350.66                               |
| 1981   | 675.55  | 807.04   | 249.43                                     | 451.89                               | 145.95                                  | 373.25   | 1455.05   | 211.52   | 281.35  | 415.93                               |
| 1982   | 753.88  | 814.10   | 291.37                                     | 289.44                               | 253.29                                  | 470.20   | 1694.88   | 208.20   | 323.17  | 456.64                               |
| 1983   | 784.73  | 766.10   | 285.17                                     | 307.91                               | 264.82                                  | 457.15   | 2342.99   | 217.88   | 345.08  | 460.93                               |
| 1984   | 818.70  | 618.37   | 234.91                                     | 514.78                               | 441.68                                  | 445.77   | 2174.87   | 223.29   | 343.02  | 431.98                               |
| 1985   | 860.07  | 586.88   | 242.19                                     | 475.12                               | 437.96                                  | 460.39   | 2550.91   | 111.99   | 363.67  | 442.26                               |

(٤٢) القادمون والمغادرون حسب الجنسيات  
(42) Arrivals and Departures by Nationality

بالالف شخص

| المغادرون |                 |                          |                  |                          |        |         |          |                            |        |                      |         |        |              |       |       |        |                   |
|-----------|-----------------|--------------------------|------------------|--------------------------|--------|---------|----------|----------------------------|--------|----------------------|---------|--------|--------------|-------|-------|--------|-------------------|
| المجموع   | البلدان الأخرى  | بقية الدول الأمريكية     | الولايات المتحدة | بقية الدول الأوروبية     | فرنسا  | ألمانيا | بريطانيا | بقية الدول الشرقية وأوسطية | تركيا  | بقية الدول العربية   | لبنان   | العراق | السعودية     | سوريا | مصر   | الأردن | الفترة            |
| Total     | Other Countries | Other American Countries | U.S.A.           | Other European Countries | France | Germany | U.K.     | Other M. East Countries    | Turkey | Other Arab Countries | Lebanon | Iraq   | Saudi Arabia | Syria | Egypt | Jordan |                   |
| 1,266.0   | 6.4             | 2.9                      | 18.7             | 19.1                     | 5.2    | 6.8     | 9.9      | 27.1                       | 148.6  | 36.7                 | 55.7    | 7.5    | 89.4         | 163.7 | 13.6  | 654.7  | ١٩٧٥              |
| 1,640.1   | 10.4            | 3.9                      | 28.1             | 31.9                     | 8.5    | 8.8     | 16.0     | 37.2                       | 162.8  | 45.8                 | 138.5   | 30.1   | 80.9         | 296.8 | 25.1  | 715.3  | ١٩٧٦              |
| 1,564.6   | 10.1            | 4.3                      | 39.4             | 33.2                     | 7.6    | 12.6    | 16.6     | 38.5                       | 31.5   | 54.8                 | 112.7   | 20.2   | 83.2         | 296.4 | 48.8  | 754.7  | ١٩٧٧              |
| 1,402.9   | 11.6            | 8.3                      | 42.5             | 33.2                     | 7.2    | 13.2    | 16.9     | 20.3                       | 49.7   | 51.7                 | 109.3   | 15.0   | 92.2         | 243.8 | 103.4 | 584.6  | ١٩٧٨              |
| 2,009.7   | 21.1            | 9.3                      | 63.5             | 46.7                     | 8.2    | 19.2    | 20.3     | 16.0                       | 40.6   | 60.3                 | 96.6    | 34.7   | 113.6        | 551.7 | 188.0 | 719.9  | ١٩٧٩              |
| 2,045.8   | 24.6            | 11.3                     | 71.1             | 69.4                     | 21.8   | 25.8    | 21.0     | 34.5                       | 86.6   | 77.4                 | 66.5    | 135.0  | 134.9        | 330.8 | 292.2 | 642.9  | ١٩٨٠              |
| 2,182.5   | 39.0            | 11.9                     | 69.1             | 79.8                     | 24.2   | 31.8    | 26.6     | 21.2                       | 70.3   | 54.9                 | 122.3   | 166.7  | 151.3        | 271.0 | 372.9 | 669.5  | ١٩٨١              |
| 2,505.4   | 60.7            | 6.5                      | 38.8             | 49.2                     | 12.6   | 17.1    | 21.3     | 29.4                       | 65.3   | 58.3                 | 108.7   | 130.4  | 134.1        | 309.6 | 769.1 | 694.3  | ١٩٨٢              |
| 2,364.8   | 25.5            | 4.3                      | 33.1             | 36.4                     | 9.3    | 17.4    | 19.7     | 23.1                       | 87.6   | 59.9                 | 68.7    | 27.7   | 158.4        | 285.3 | 801.8 | 706.6  | ١٩٨٣              |
| 2,230.3   | 20.4            | 6.0                      | 28.8             | 31.9                     | 10.0   | 17.4    | 17.4     | 25.7                       | 101.4  | 65.8                 | 45.0    | 54.4   | 169.9        | 276.7 | 661.9 | 697.7  | ١٩٨٤              |
| 2,688.6   | 27.0            | 4.5                      | 27.9             | 38.1                     | 12.1   | 18.3    | 18.0     | 28.5                       | 101.9  | 130.4                | 53.4    | 65.6   | 252.0        | 337.2 | 680.1 | 893.6  | ١٩٨٥              |
| 260.0     | 2.1             | 0.4                      | 2.8              | 2.7                      | 0.7    | 1.1     | 1.4      | 2.3                        | 9.6    | 8.9                  | 4.3     | 5.6    | 15.9         | 27.9  | 68.9  | 105.4  | ١٩٨٤ ايلول        |
| 194.4     | 1.8             | 0.3                      | 2.4              | 2.8                      | 0.6    | 1.5     | 1.9      | 3.5                        | 8.3    | 4.4                  | 3.4     | 6.0    | 11.6         | 31.0  | 65.2  | 49.7   | تشرين الاول       |
| 144.0     | 1.3             | 2.4                      | -                | 2.0                      | 0.7    | 1.2     | 1.5      | 1.9                        | 5.2    | 3.4                  | 3.1     | 4.4    | 12.1         | 20.6  | 43.5  | 40.7   | تشرين الثاني      |
| 147.7     | 1.9             | 0.3                      | 1.9              | 2.7                      | 0.6    | 1.1     | 1.4      | 1.9                        | 10.2   | 3.3                  | 2.7     | 5.0    | 11.5         | 18.1  | 43.6  | 41.5   | كانون الاول       |
| 159.4     | 1.6             | 0.3                      | 2.1              | 3.2                      | 0.5    | 1.0     | 1.2      | 1.4                        | 8.6    | 4.3                  | 2.7     | 6.8    | 12.8         | 17.6  | 36.1  | 59.2   | ١٩٨٥ كانون الثاني |
| 156.0     | 1.3             | 0.2                      | 1.5              | 2.2                      | 0.5    | 0.1     | 1.2      | 1.2                        | 6.7    | 3.3                  | 2.2     | 5.1    | 15.2         | 18.0  | 31.7  | 65.6   | شباط              |
| 153.4     | 1.4             | 0.3                      | 3.0              | 3.9                      | 1.6    | 2.1     | 2.0      | 1.2                        | 7.5    | 3.6                  | 5.3     | 6.4    | 15.1         | 17.3  | 44.2  | 38.5   | آذار              |
| 157.8     | 1.7             | 0.3                      | 2.4              | 4.9                      | 2.2    | 4.1     | 1.8      | 1.4                        | 7.9    | 4.7                  | 2.8     | 1.0    | 14.6         | 21.0  | 39.5  | 47.5   | نيسان             |
| 208.2     | 1.8             | 0.3                      | 0.5              | 3.3                      | 1.6    | 1.6     | 2.1      | 1.3                        | 11.0   | 3.8                  | 4.4     | 7.0    | 17.0         | 35.7  | 45.0  | 71.8   | ايار              |
| 277.9     | 6.5             | 0.4                      | 3.3              | 2.5                      | 0.6    | 1.3     | 1.2      | 2.0                        | 3.5    | 50.2                 | 4.7     | 5.4    | 39.3         | 34.9  | 48.2  | 73.9   | حزيران            |
| 312.0     | 2.5             | 0.4                      | 3.0              | 2.8                      | 0.7    | 1.0     | 1.4      | 2.1                        | 10.7   | 18.2                 | 13.4    | 7.1    | 37.3         | 37.0  | 63.0  | 111.4  | تموز              |
| 354.2     | 2.9             | 0.6                      | 3.4              | 3.4                      | 0.8    | 1.2     | 1.6      | 3.2                        | 10.5   | 14.5                 | 6.5     | 6.0    | 33.9         | 55.6  | 70.7  | 139.4  | آب                |
| 245.8     | 2.5             | 0.4                      | 1.7              | 4.0                      | 0.6    | 1.0     | 0.3      | 1.5                        | 6.5    | 12.8                 | 4.6     | 4.6    | 17.2         | 27.9  | 69.6  | 90.6   | ايلول             |
| 192.1     | 2.0             | 0.4                      | 2.5              | 2.9                      | 1.2    | 2.3     | 1.5      | 2.7                        | 11.1   | 6.7                  | 0.1     | 5.6    | 16.7         | 25.1  | 58.3  | 53.0   | تشرين الاول       |
| 244.2     | 2.1             | 0.3                      | 2.8              | 2.6                      | 1.3    | 1.6     | 2.4      | 3.3                        | 9.2    | 5.8                  | 3.3     | 4.6    | 14.6         | 24.3  | 81.0  | 85.0   | تشرين الثاني      |
| 227.6     | 0.7             | 0.6                      | 1.7              | 2.4                      | 0.5    | 1.0     | 1.3      | 7.2                        | 8.7    | 2.5                  | 3.4     | 6.0    | 18.3         | 22.8  | 92.8  | 57.7   | كانون الاول       |
| 226.5     | 2.8             | 0.2                      | 3.4              | 2.5                      | 0.6    | 1.2     | 1.2      | 2.4                        | 8.2    | 7.4                  | 3.3     | 6.3    | 18.8         | 21.4  | 64.8  | 82.0   | ١٩٨٦ كانون الثاني |
| 207.8     | 2.4             | 0.3                      | 2.8              | 2.4                      | 0.7    | 1.0     | 1.3      | 2.4                        | 6.7    | 5.9                  | 2.9     | 5.8    | 12.1         | 21.8  | 88.1  | 51.2   | شباط              |
| 199.2     | 3.1             | 0.5                      | 3.7              | 3.3                      | 1.1    | 2.9     | 2.0      | 2.7                        | 7.4    | 3.3                  | 3.3     | 5.9    | 14.1         | 23.6  | 62.3  | 60.0   | آذار              |
| 226.1     | 3.3             | 0.5                      | 2.8              | 5.5                      | 1.8    | 3.7     | 2.0      | 2.4                        | 7.1    | 4.6                  | 3.3     | 5.9    | 13.9         | 24.4  | 90.8  | 54.1   | نيسان             |
| 214.4     | 2.8             | 0.4                      | 1.8              | 3.3                      | 1.7    | 1.2     | 2.4      | 2.3                        | 9.1    | 6.3                  | 4.1     | 5.0    | 19.0         | 38.6  | 65.0  | 51.4   | ايار              |
| 241.5     | 3.6             | 0.4                      | 2.4              | 2.2                      | 0.6    | 0.9     | 1.4      | 3.4                        | 7.2    | 11.3                 | 4.9     | 3.5    | 28.4         | 35.5  | 51.5  | 84.3   | حزيران            |
| 287.9     | 3.8             | 0.6                      | 2.9              | 3.0                      | 0.8    | 0.8     | 1.3      | 3.6                        | 14.4   | 16.2                 | 7.4     | 5.3    | 32.7         | 34.7  | 52.2  | 108.2  | تموز              |
| 398.2     | 3.5             | 0.7                      | 3.8              | 3.6                      | 0.9    | 1.2     | 1.4      | 4.2                        | 7.9    | 23.7                 | 6.1     | 4.1    | 41.6         | 52.5  | 49.8  | 193.2  | آب                |
| 264.8     | 1.8             | 0.4                      | 2.3              | 2.5                      | 0.7    | 1.2     | 1.5      | 5.0                        | 7.9    | 10.7                 | 4.7     | 5.2    | 21.4         | 38.9  | 48.6  | 112.0  | ايلول             |
| 187.3     | 1.5             | 0.5                      | 2.2              | 2.5                      | 1.1    | 2.0     | 1.8      | 4.8                        | 7.4    | 6.4                  | 3.4     | 5.3    | 15.7         | 31.4  | 42.3  | 59.0   | تشرين الاول       |
| 164.1     | 1.9             | 0.5                      | 3.1              | 2.5                      | 0.7    | 1.6     | 1.6      | 4.1                        | 6.0    | 5.1                  | 3.1     | 4.3    | 13.5         | 27.5  | 36.7  | 51.9   | تشرين الثاني      |

المصدر : دائرة الإحصاءات العامة - مديرية الأمن العام اعتباراً من تشرين الأول ١٩٨٢

## (٤٢) القادمون والمغادرون حسب الجنسيات (تابع)

## (42) Arrivals and Departures by Nationality (Continued)

In thousands of persons

| Period    | القادمون         |              |                |                          |                |                  |  |                 |  |                  |                    |                 |  |                               |   | المجموع<br>Total |  |
|-----------|------------------|--------------|----------------|--------------------------|----------------|------------------|--|-----------------|--|------------------|--------------------|-----------------|--|-------------------------------|---|------------------|--|
|           | الاردن<br>Jordan | مصر<br>Egypt | سوريا<br>Syria | السعودية<br>Saudi Arabia | العراق<br>Iraq | لبنان<br>Lebanon | بقية<br>الدول<br>العربية<br>Other Arab<br>Coun-<br>tries | تركيا<br>Turkey | بقية<br>الدول<br>الشرق<br>اوسطية<br>Other M-<br>East<br>Coun-<br>tries | بريطانيا<br>U.K. | المانيا<br>Germany | فرنسا<br>France | بقية<br>الدول<br>الاروپية<br>Other<br>European<br>Coun-<br>tries | الولايات<br>المتحدة<br>U.S.A. | بقية<br>الدول<br>الامريكية<br>Other<br>American<br>Coun-<br>tries |                  | البلدان<br>الاخرى<br>Other<br>Coun-<br>tries |
| 1975      | 615.3            | 16.1         | 191.3          | 103.3                    | 23.5           | 66.8             | 36.5   | 162.3           | 30.5   | 10.7             | 7.0                | 5.6             | 19.4   | 23.5                          | 3.9   | 7.4              | 1,323.1                                      |
| 1976      | 633.2            | 31.3         | 379.8          | 103.6                    | 31.8           | 150.9            | 48.6   | 164.3           | 32.0   | 15.6             | 10.4               | 8.0             | 33.7   | 35.3                          | 4.7   | 12.7             | 1,695.9                                      |
| 1977      | 653.9            | 55.4         | 380.8          | 101.0                    | 18.6           | 117.3            | 66.4   | 36.7            | 41.8   | 17.1             | 11.5               | 7.5             | 33.0   | 37.5                          | 4.1   | 12.1             | 1,594.7                                      |
| 1978      | 615.6            | 117.1        | 333.9          | 97.9                     | 16.1           | 114.8            | 54.9   | 58.7            | 24.2   | 18.3             | 15.6               | 9.5             | 40.2   | 70.2                          | 8.3   | 15.3             | 1,610.6                                      |
| 1979      | 741.7            | 243.7        | 505.7          | 114.8                    | 29.0           | 108.3            | 73.5   | 42.6            | 18.2   | 19.9             | 20.0               | 9.0             | 44.5   | 55.9                          | 8.1   | 18.5             | 2,053.4                                      |
| 1980      | 633.2            | 332.8        | 436.3          | 149.5                    | 114.1          | 113.3            | 67.2   | 128.7           | 40.0   | 21.3             | 26.6               | 16.6            | 73.2   | 64.9                          | 7.8   | 27.3             | 2,252.8                                      |
| 1981      | 731.9            | 346.0        | 314.2          | 156.7                    | 151.1          | 115.4            | 41.2   | 73.4            | 36.0   | 23.5             | 26.1               | 18.5            | 72.4   | 65.9                          | 11.7  | 35.8             | 2,219.8                                      |
| 1982      | 625.4            | 899.4        | 298.5          | 159.7                    | 133.1          | 99.8             | 55.8   | 67.8            | 29.2   | 19.9             | 16.4               | 11.8            | 46.0   | 44.6                          | 5.1   | 40.5             | 2,553.0                                      |
| 1983      | 682.5            | 834.4        | 283.8          | 178.5                    | 32.2           | 67.5             | 66.7   | 97.1            | 25.2   | 19.8             | 20.2               | 10.2            | 38.7   | 48.1                          | 5.1   | 26.4             | 2,436.4                                      |
| 1984      | 694.3            | 651.2        | 263.6          | 178.1                    | 61.8           | 46.0             | 83.3   | 98.3            | 21.3   | 18.5             | 20.5               | 12.1            | 36.4   | 48.3                          | 5.0   | 20.6             | 2,259.3                                      |
| 1985      | 909.7            | 750.2        | 326.2          | 248.1                    | 71.7           | 45.2             | 119.8  | 98.1            | 26.8   | 18.5             | 18.7               | 13.2            | 44.8   | 38.7                          | 5.3   | 23.6             | 2,758.6                                      |
| Sep. 1984 | 60.6             | 51.9         | 24.5           | 15.7                     | 5.7            | 4.5              | 6.6  | 9.1             | 2.0  | 1.7              | 1.2                | 0.9             | 2.8  | 3.4                           | 0.3   | 1.7              | 192.6  |
| Oct.      | 42.1             | 70.1         | 21.3           | 11.9                     | 6.2            | 3.4              | 3.7  | 9.4             | 1.6  | 1.7              | 2.0                | 0.7             | 4.2  | 4.1                           | 0.6   | 1.6              | 184.6  |
| Nov.      | 49.9             | 41.4         | 18.6           | 12.1                     | 5.7            | 3.1              | 3.5  | 4.2             | 1.4  | 1.5              | 1.1                | 0.9             | 2.7  | 3.3                           | 0.4   | 1.3              | 151.1  |
| Dec.      | 39.7             | 44.9         | 15.8           | 11.5                     | 6.0            | 2.7              | 3.0  | 10.6            | 1.5  | 1.4              | 1.5                | 0.7             | 3.8  | 0.2                           | 0.3   | 1.7              | 145.3  |
| Jan. 1985 | 51.2             | 32.3         | 17.6           | 13.4                     | 6.5            | 2.5              | 3.6  | 8.0             | 1.7  | 1.2              | 1.0                | 0.5             | 2.2  | 2.3                           | 0.3   | 2.6              | 146.9  |
| Feb.      | 107.4            | 35.9         | 18.0           | 15.9                     | 5.7            | 2.4              | 3.8  | 7.1             | 1.5  | 1.2              | 1.1                | 0.7             | 3.0  | 2.6                           | 0.3   | 1.6              | 208.2  |
| Mar.      | 48.4             | 49.9         | 20.7           | 14.9                     | 5.9            | 1.8              | 3.5  | 6.7             | 1.4  | 2.5              | 3.9                | 2.2             | 4.2  | 4.8                           | 0.4   | 1.8              | 173.0  |
| Apr.      | 47.7             | 37.8         | 21.3           | 14.5                     | 6.5            | 3.0              | 4.2  | 7.6             | 1.6  | 2.0              | 3.0                | 1.9             | 4.8  | 3.6                           | 0.5   | 1.7              | 161.7  |
| May       | 145.8            | 43.8         | 33.9           | 2.0                      | 6.8            | 3.6              | 9.1  | 10.4            | 1.7  | 1.9              | 1.7                | 1.8             | 3.8  | 3.4                           | 0.4   | 2.0              | 272.1  |
| June      | 137.2            | 44.3         | 56.4           | 53.1                     | 5.0            | 7.3              | 38.8   | 8.8             | 3.0  | 1.4              | 0.1                | 0.6             | 3.5  | 5.7                           | 0.5   | 2.0              | 367.7  |
| July      | 94.6             | 85.1         | 36.2           | 33.3                     | 7.7            | 4.3              | 15.5   | 10.0            | 3.1  | 1.4              | 0.9                | 0.7             | 8.2  | 3.1                           | 0.6   | 2.4              | 307.1  |
| Aug.      | 87.9             | 66.6         | 32.5           | 34.3                     | 5.4            | 6.3              | 13.2   | 5.6             | 3.3  | 1.5              | 1.2                | 0.9             | 3.5  | 3.2                           | 0.5   | 2.5              | 268.4  |
| Sep.      | 46.4             | 69.0         | 27.7           | 20.5                     | 5.6            | 2.0              | 7.2  | 12.0            | 1.9  | 1.5              | 1.7                | 0.7             | 4.2  | 2.4                           | 0.4   | 1.5              | 204.7  |
| Oct.      | 46.7             | 126.0        | 21.8           | 17.0                     | 5.7            | 3.3              | 10.8   | 10.8            | 3.2  | 1.7              | 2.3                | 1.4             | 3.1  | 2.9                           | 0.5   | 2.5              | 259.7  |
| Nov.      | 42.5             | 65.4         | 20.3           | 14.2                     | 4.3            | 5.2              | 6.0  | 9.0             | 2.5  | 1.0              | 1.2                | 1.2             | 3.8  | 3.5                           | 0.4   | 1.8              | 182.3  |
| Dec.      | 53.9             | 94.1         | 19.8           | 15.0                     | 6.6            | 3.5              | 4.1  | 2.1             | 1.9  | 1.2              | 0.6                | 0.6             | 0.5  | 1.2                           | 0.5   | 1.2              | 206.8  |
| Jan. 1986 | 65.8             | 57.7         | 20.6           | 19.7                     | 5.7            | 3.1              | 5.8  | 7.1             | 2.6  | 1.2              | 1.1                | 0.7             | 2.1  | 2.9                           | 0.4   | 2.9              | 199.4  |
| Feb.      | 55.7             | 88.2         | 21.3           | 12.9                     | 5.1            | 2.7              | 5.6  | 6.7             | 2.4  | 1.2              | 1.1                | 0.8             | 2.5  | 2.6                           | 0.4   | 2.1              | 211.3  |
| Mar.      | 55.8             | 16.6         | 23.9           | 13.8                     | 5.5            | 2.9              | 5.2  | 7.2             | 2.9  | 2.1              | 3.6                | 1.2             | 4.3  | 3.7                           | 0.5   | 3.1              | 252.3  |
| Apr.      | 56.8             | 100.2        | 23.5           | 15.5                     | 5.9            | 3.1              | 4.7  | 7.7             | 1.7  | 2.0              | 3.2                | 1.8             | 5.3  | 2.5                           | 0.5   | 2.8              | 237.2  |
| May       | 94.5             | 64.3         | 45.0           | 18.5                     | 4.9            | 3.9              | 13.2   | 10.2            | 2.6  | 2.1              | 1.5                | 1.5             | 2.9  | 1.9                           | 0.5   | 2.6              | 270.1  |
| June      | 126.6            | 48.8         | 55.1           | 29.8                     | 4.4            | 7.5              | 19.0   | 7.7             | 3.4  | 1.3              | 0.8                | 0.7             | 2.0  | 3.0                           | 0.4   | 3.4              | 313.9  |
| July      | 48.9             | 59.3         | 43.6           | 34.3                     | 5.5            | 7.4              | 15.9   | 16.6            | 3.5  | 1.5              | 1.0                | 0.8             | 3.0  | 2.7                           | 0.7   | 3.6              | 248.3  |
| Aug.      | 108.2            | 67.8         | 50.2           | 25.9                     | 4.7            | 7.0              | 15.5   | 7.9             | 3.8  | 1.3              | 1.2                | 0.9             | 3.0  | 3.2                           | 0.6   | 3.1              | 304.3  |
| Sep.      | 72.1             | 49.7         | 28.0           | 20.3                     | 5.0            | 5.2              | 8.9  | 8.4             | 4.9  | 1.5              | 1.3                | 0.7             | 2.4  | 1.7                           | 0.4   | 1.8              | 212.3  |
| Oct.      | 52.9             | 45.2         | 29.4           | 17.1                     | 5.6            | 3.6              | 5.5  | 7.1             | 5.0  | 1.8              | 2.2                | 1.1             | 2.7  | 2.2                           | 0.5   | 1.6              | 183.5  |
| Nov.      | 48.0             | 30.4         | 23.4           | 12.8                     | 4.3            | 3.0              | 4.5  | 6.1             | 4.2  | 1.7              | 1.2                | 0.5             | 2.1  | 2.5                           | 0.4   | 1.7              | 146.8  |

Source: Department of Statistics.

: General Security Department, Since October 1982.

## (٤٣) تصاريح العملة الصادرة حسب مناطق الدفع

## (43) Foreign Exchange Permits Distributed by Area.

Thousand JD

الف دينار

| المجموع   |          | البلدان الاخرى  |          | الولايات المتحدة الاممكية |          | بقية الدول الاوروبية     |          | الجماعية الاقتصادية الاوروبية |          | بقية الدول العربية   |          | السوق العربية المشتركة |          | الفترة            |
|-----------|----------|-----------------|----------|---------------------------|----------|--------------------------|----------|-------------------------------|----------|----------------------|----------|------------------------|----------|-------------------|
| Total     |          | Other Countries |          | U.S.A.                    |          | Other European Countries |          | E.E.C.                        |          | Other Arab Countries |          | Arab common market     |          | Period            |
| البضائع   | الخدمات  | البضائع         | الخدمات  | البضائع                   | الخدمات  | البضائع                  | الخدمات  | البضائع                       | الخدمات  | البضائع              | الخدمات  | البضائع                | الخدمات  |                   |
| Goods     | Services | Goods           | Services | Goods                     | Services | Goods                    | Services | Goods                         | Services | Goods                | Services | Goods                  | Services |                   |
| 254,964   | 66,227   | 38,531          | 1,957    | 46,498                    | 40,995   | 74,585                   | 3,128    | 85,518                        | 15,559   | 5,702                | 2,061    | 4,130                  | 2,527    | 1975              |
| 270,891   | 94,395   | 64,378          | 2,654    | 31,912                    | 57,501   | 47,493                   | 5,573    | 119,463                       | 21,719   | 1,535                | 2,842    | 6,110                  | 4,106    | 1976              |
| 251,534   | 127,626  | 59,443          | 5,432    | 38,931                    | 70,581   | 37,841                   | 6,527    | 103,747                       | 26,549   | 3,556                | 10,337   | 8,016                  | 8,200    | 1977              |
| 319,444   | 126,746  | 60,211          | 7,620    | 50,798                    | 67,953   | 60,301                   | 5,708    | 130,423                       | 30,723   | 6,374                | 6,623    | 11,337                 | 8,119    | 1978              |
| 443,789   | 224,057  | 99,240          | 21,829   | 66,760                    | 83,209   | 79,023                   | 16,803   | 184,429                       | 83,836   | 6,811                | 11,689   | 7,520                  | 6,691    | 1979              |
| 643,041   | 439,055  | 144,418         | 22,750   | 56,367                    | 165,160  | 68,486                   | 11,126   | 344,551                       | 221,151  | 14,992               | 10,435   | 14,227                 | 8,433    | 1980              |
| 1,065,122 | 467,240  | 301,129         | 8,062    | 80,291                    | 309,647  | 137,446                  | 14,696   | 511,392                       | 95,097   | 20,661               | 28,098   | 14,203                 | 11,640   | 1981              |
| 697,724   | 493,710  | 226,389         | 12,000   | 59,969                    | 363,650  | 90,394                   | 13,890   | 287,534                       | 70,246   | 23,642               | 22,215   | 9,796                  | 11,709   | 1982              |
| 606,278   | 430,308  | 188,145         | 12,264   | 53,405                    | 272,511  | 93,344                   | 15,834   | 245,403                       | 76,519   | 11,518               | 43,155   | 14,463                 | 10,025   | 1983              |
| 712,735   | 524,579  | 213,848         | 29,475   | 61,404                    | 306,354  | 101,316                  | 12,358   | 265,990                       | 105,835  | 18,775               | 60,714   | 51,402                 | 9,843    | 1984              |
| 767,897   | 429,160  | 197,160         | 18,529   | 102,472                   | 247,668  | 106,892                  | 14,477   | 239,873                       | 74,316   | 71,062               | 62,606   | 50,438                 | 11,564   | 1985              |
| 58,286    | 48,148   | 17,014          | 1,038    | 5,679                     | 38,365   | 9,589                    | 640      | 23,793                        | 4,170    | 1,377                | 3,389    | 834                    | 546      | Aug. 1984 آب      |
| 65,271    | 46,416   | 22,009          | 724      | 5,332                     | 21,783   | 8,657                    | 1,168    | 25,527                        | 14,217   | 2,955                | 7,342    | 791                    | 1,182    | Sep. أيلول        |
| 57,710    | 54,506   | 14,846          | 2,115    | 3,170                     | 33,166   | 8,687                    | 1,505    | 27,613                        | 14,612   | 2,956                | 2,474    | 438                    | 634      | Oct. تشرين الاول  |
| 63,781    | 29,494   | 24,112          | 1,850    | 6,319                     | 10,829   | 9,339                    | 971      | 21,763                        | 4,779    | 1,269                | 9,642    | 979                    | 1,423    | Nov. تشرين الثاني |
| 68,034    | 52,757   | 19,863          | 460      | 4,178                     | 44,743   | 9,116                    | 544      | 29,395                        | 3,886    | 789                  | 2,881    | 4,693                  | 243      | Dec. كانون الاول  |
| 91,039    | 22,639   | 17,021          | 922      | 41,058                    | 7,934    | 8,316                    | 843      | 16,175                        | 6,127    | 3,606                | 6,214    | 4,863                  | 599      | 1985 كانون الثاني |
| 54,828    | 41,980   | 18,848          | 2,944    | 3,702                     | 27,195   | 7,456                    | 1,492    | 16,023                        | 3,807    | 7,771                | 6,100    | 1,028                  | 442      | Feb. شباط         |
| 62,940    | 44,309   | 18,607          | 1,351    | 4,332                     | 32,935   | 6,049                    | 748      | 25,595                        | 5,387    | 1,663                | 2,396    | 6,694                  | 1,492    | Mar. آذار         |
| 65,464    | 33,452   | 18,277          | 1,742    | 4,895                     | 20,878   | 15,917                   | 759      | 21,383                        | 4,044    | 2,947                | 4,985    | 2,045                  | 1,044    | Apr. نيسان        |
| 63,778    | 28,054   | 14,588          | 932      | 5,256                     | 19,233   | 10,697                   | 1,257    | 20,220                        | 3,723    | 2,836                | 2,799    | 10,181                 | 110      | May أيار          |
| 51,872    | 38,174   | 15,720          | 1,431    | 6,337                     | 21,303   | 6,791                    | 1,599    | 19,420                        | 6,487    | 2,033                | 6,931    | 1,571                  | 423      | June حزيران       |
| 85,751    | 42,545   | 13,279          | 1,081    | 4,943                     | 30,337   | 12,850                   | 1,199    | 20,487                        | 5,705    | 33,156               | 3,738    | 1,036                  | 485      | July تموز         |
| 53,788    | 65,073   | 8,379           | 504      | 12,370                    | 33,758   | 6,489                    | 641      | 22,557                        | 18,481   | 672                  | 10,714   | 3,321                  | 975      | Aug. آب           |
| 36,094    | 29,681   | 7,562           | 1,283    | 5,898                     | 17,838   | 8,005                    | 1,102    | 11,776                        | 5,621    | 532                  | 1,769    | 2,321                  | 2,068    | Sep. أيلول        |
| 57,431    | 28,784   | 17,804          | 1,998    | 5,136                     | 9,979    | 6,461                    | 1,587    | 18,491                        | 5,494    | 3,409                | 7,855    | 6,130                  | 1,871    | Oct. تشرين الاول  |
| 67,511    | 29,504   | 13,596          | 2,852    | 5,063                     | 18,770   | 7,149                    | 509      | 22,934                        | 3,822    | 9,547                | 2,809    | 9,222                  | 742      | Nov. تشرين الثاني |
| 77,401    | 24,965   | 33,479          | 1,489    | 3,482                     | 7,508    | 10,712                   | 2,741    | 24,812                        | 5,618    | 2,890                | 6,296    | 2,026                  | 1,313    | Dec. كانون الاول  |
| 87,870    | 32,352   | 16,605          | 804      | 2,557                     | 7,651    | 9,568                    | 3,533    | 19,323                        | 7,716    | 588                  | 11,908   | 39,229                 | 740      | 1986 كانون الثاني |
| 66,961    | 21,891   | 29,578          | 737      | 2,626                     | 4,122    | 8,281                    | 2,330    | 22,835                        | 3,095    | 1,602                | 11,232   | 2,039                  | 375      | Feb. شباط         |
| 45,845    | 48,698   | 10,780          | 1,391    | 3,974                     | 37,889   | 10,352                   | 801      | 18,031                        | 3,901    | 1,665                | 2,007    | 1,043                  | 2,709    | Mar. آذار         |
| 54,429    | 51,519   | 11,067          | 1,801    | 6,044                     | 6,831    | 13,608                   | 924      | 18,237                        | 4,602    | 697                  | 34,779   | 4,776                  | 2,582    | Apr. نيسان        |
| 40,134    | 25,362   | 11,320          | 1,965    | 3,180                     | 11,311   | 5,562                    | 832      | 15,647                        | 5,266    | 3,404                | 4,927    | 1,021                  | 1,061    | May أيار          |
| 54,962    | 36,151   | 8,237           | 2,634    | 13,471                    | 21,203   | 7,738                    | 1,265    | 21,843                        | 4,422    | 2,102                | 3,696    | 1,571                  | 2,931    | June حزيران       |
| 42,705    | 24,283   | 13,972          | 2,790    | 1,975                     | 9,556    | 4,676                    | 2,369    | 16,076                        | 5,308    | 950                  | 3,044    | 5,056                  | 1,216    | July تموز         |
| 30,080    | 28,606   | 6,707           | 2,129    | 1,354                     | 5,174    | 2,888                    | 1,573    | 16,549                        | 2,528    | 472                  | 16,091   | 2,110                  | 1,111    | Aug. آب           |
| 54,526    | 26,870   | 18,569          | 2,960    | 2,536                     | 12,285   | 5,182                    | 1,176    | 20,728                        | 6,821    | 1,744                | 3,275    | 5,767                  | 353      | Sep. أيلول        |
| 44,719    | 49,092   | 13,786          | 2,408    | 3,909                     | 5,925    | 8,771                    | 845      | 15,906                        | 32,274   | 608                  | 4,476    | 1,739                  | 3,164    | Oct. تشرين الاول  |

(٤٤) تصاريح العملة الصادرة للمدفوعات غير المنظورة

(44) Foreign Exchange Permits Issued of Invisible Trade

Thousand JD

الف دينار

| المجموع<br>Total | متفرقة<br>Miscellaneous | الحسابات<br>من حسابات<br>غير المقيمين<br>Transfers of<br>non-resident<br>balances | تسديد القروض<br>بها فبنها<br>الفوائد<br>Loans Repay-<br>ment includ-<br>ing interest | الحكومة<br>Government | أرباح الاستثمارات<br>Investment<br>income | أجرت نقل<br>أخرى<br>Other<br>transporta-<br>tion | تأمين وتحسين<br>تجاري<br>Merchandise<br>insurance<br>and Freight | تعليم<br>Education | سفر<br>Travel | الفترة<br>Period  |
|------------------|-------------------------|---|--|-----------------------|---|--|--|--------------------|---------------|-------------------|
| 66,316           | 8,181                   | 1,402   | 4,720  | 42,159                | 382                                       | 1,564  | 1,655  | 4,661              | 1,592         | 1975              |
| 94,395           | 12,008                  | 2,396   | 40,927   | 24,502                | 2,907                                     | 1,110  | 2,110  | 5,530              | 3,505         | 1976              |
| 127,626          | 24,651                  | 7,420   | 6,302  | 73,090                | 821                                       | 1,638  | 2,597  | 6,923              | 4,184         | 1977              |
| 126,746          | 28,215                  | 6,861   | 6,575  | 69,516                | 1,005                                     | 1,804  | 2,362  | 7,267              | 3,141         | 1978              |
| 224,057          | 35,829                  | 10,519  | 18,076   | 141,722               | 2,801                                     | 1,183  | 1,363  | 8,534              | 4,030         | 1979              |
| 439,055          | 23,813                  | 16,283  | 53,688   | 301,431               | 1,576                                     | 2,635  | 21,577   | 11,393             | 6,659         | 1980              |
| 467,240          | 31,933                  | 15,200  | 64,198   | 330,247               | 3,705                                     | 2,211  | 2,389  | 9,795              | 7,562         | 1981              |
| 493,710          | 38,694                  | 13,645  | 81,119   | 327,325               | 5,627                                     | 8,879  | 2,619  | 10,312             | 5,490         | 1982              |
| 430,308          | 32,700                  | 13,892  | 82,846   | 272,037               | 6,247                                     | 8,192  | 1,012  | 8,348              | 5,034         | 1983              |
| 524,579          | 46,716                  | 9,930   | 152,945  | 279,734               | 4,074                                     | 5,512  | 1,693  | 13,555             | 10,420        | 1984              |
| 429,160          | 38,293                  | 10,378  | 195,572  | 146,877               | 7,994                                     | 5,214  | 1,461  | 12,834             | 10,537        | 1985              |
| 48,148           | 2,961                   | 1,647   | 10,704   | 29,101                | 17  | 304  | 89   | 1,213              | 2,112         | Aug. 1984         |
| 46,416           | 2,839                   | 1,274   | 18,336   | 20,866                | 525                                       | 561  | 225  | 1,125              | 665           | Sep. آب<br>ايلول  |
| 54,506           | 6,646                   | 513   | 5,199  | 38,695                | 109                                       | 213  | 193  | 1,616              | 1,322         | Oct. تشرين الاول  |
| 29,494           | 3,935                   | 106   | 11,874   | 11,115                | 10  | 367  | 220  | 909                | 958           | Nov. تشرين الثاني |
| 52,757           | 2,972                   | 695   | 10,891   | 35,760                | 38  | 356  | 121  | 1,268              | 656           | Dec. كانون الاول  |
| 22,639           | 4,460                   | 371   | 8,392  | 7,094                 | 126                                       | 181  | 103  | 1,006              | 906           | 1985              |
| 41,980           | 1,797                   | 2,766   | 28,339   | 6,736                 | 31  | 222  | 185  | 1,175              | 729           | Jan. كانون الثاني |
| 44,309           | 3,217                   | 1,075   | 11,493   | 25,356                | 683                                       | 152  | 143  | 1,348              | 842           | Feb. شباط         |
| 33,452           | 2,437                   | 168   | 9,182  | 17,875                | 1,613                                     | 178  | 140  | 1,083              | 776           | Mar. آذار         |
| 28,054           | 1,960                   | 1,322   | 13,261   | 7,581                 | 1,797                                     | 44   | 171  | 1,059              | 859           | Apr. نيسان        |
| 38,174           | 1,845                   | 663   | 11,364   | 21,203                | 248                                       | 1,075  | 196  | 579                | 1,001         | May ايار          |
| 42,545           | 2,367                   | 479   | 19,334   | 15,197                | 2,426                                     | 859  | 5  | 758                | 1,120         | June حزيران       |
| 65,073           | 3,599                   | 287   | 40,000   | 19,093                | 135                                       | 231  | 26   | 892                | 810           | July تموز         |
| 29,681           | 3,581                   | 948   | 15,290   | 6,334                 | 34  | 1,174  | 90   | 1,306              | 924           | Aug. آب           |
| 28,784           | 6,494                   | 1,406   | 10,595   | 6,802                 | 866                                       | 369  | 203  | 1,071              | 978           | Sep. ايلول        |
| 29,504           | 2,654                   | 358   | 18,753   | 5,364                 | 25  | 443  | 117  | 972                | 818           | Oct. تشرين الاول  |
| 24,965           | 3,882                   | 535   | 9,569  | 8,242                 | 10  | 286  | 82   | 1,585              | 774           | Nov. تشرين الثاني |
| 32,352           | 4,241                   | 530   | 8,654  | 15,126                | 21  | 137  | 373  | 2,627              | 643           | Dec. كانون الاول  |
| 21,891           | 3,705                   | 139   | 11,701   | 3,900                 | 178                                       | 224  | 92   | 1,218              | 734           | 1986              |
| 48,698           | 2,445                   | 492   | 35,329   | 8,146                 | 5   | 22   | 123  | 1,236              | 900           | Jan. كانون الثاني |
| 51,519           | 4,030                   | 360   | 38,258   | 6,027                 | 653                                       | 256  | 227  | 1,047              | 661           | Feb. شباط         |
| 25,362           | 6,551                   | 293   | 13,007   | 3,082                 | 236                                       | 71   | 155  | 1,032              | 935           | Mar. آذار         |
| 36,151           | 4,836                   | 88  | 24,122   | 4,785                 | 134                                       | 84   | 291  | 939                | 872           | Apr. نيسان        |
| 24,283           | 3,619                   | 285   | 11,898   | 4,491                 | 84  | 396  | 703  | 1,456              | 1,351         | May ايار          |
| 28,606           | 8,531                   | 388   | 13,367   | 3,173                 | 203                                       | 124  | 303  | 1,280              | 1,237         | June حزيران       |
| 26,870           | 3,106                   | 296   | 15,436   | 4,593                 | 126                                       | 361  | 191  | 1,517              | 1,244         | July تموز         |
| 49,092           | 1,277                   | 183   | 38,041   | 6,925                 | 58  | 197  | 27   | 1,209              | 1,175         | Aug. آب           |
|                  |                         |   |  |                       |   |  |  |                    |               | Sep. ايلول        |
|                  |                         |   |  |                       |   |  |  |                    |               | Oct. تشرين الاول  |

(٤٥) الناتج المحلي الاجمالي والدخل القومي

(45) Gross Domestic Product and National Income

مليون دينار

(بالاسعار الجارية - At Current Prices)

| 1985<br>Contrib | ***1985 | ** 1984 | ** 1983 | 1982   | 1981   | 1980   | 1979   | 1978   | 1977   | 1976   | 1975  |  |
|-----------------|---------|---------|---------|--------|--------|--------|--------|--------|--------|--------|-------|--|
|                 |         |         |         |        |        |        |        |        |        |        |       | (١) الصناعات                           |
| 6.0             | 112.1   | 95.8    | 110.0   | 81.8   | 75.1   | 59.4   | 43.6   | 58.6   | 41.7   | 37.3   | 26.0  | الزراعة والغابات وصيد الاسماك          |
| 3.1             | 56.8    | 56.8    | 38.0    | 45.4   | 43.2   | 39.9   | 27.5   | 22.9   | 19.9   | 17.8   | 16.3  | الصناعات الاستخراجية                   |
| 9.0             | 166.4   | 166.4   | 161.1   | 184.9  | 165.1  | 127.2  | 94.1   | 71.4   | 58.2   | 50.0   | 39.7  | الصناعات التحويلية                     |
| 1.9             | 34.8    | 32.4    | 28.3    | 25.3   | 21.0   | 17.1   | 10.1   | 7.2    | 5.5    | 3.9    | 3.1   | الكهرباء والمياه                       |
| n.a             | n.a     | 22.7    | 20.1    | 17.7   | 16.6   | 14.4   | 8.1    | 5.5    | 4.4    | 3.1    | 2.5   | الكهرباء                               |
| n.a             | n.a     | 9.7     | 8.2     | 7.6    | 4.4    | 2.7    | 2.0    | 1.7    | 1.1    | 0.8    | 0.6   | المياه                                 |
| 6.7             | 124.4   | 127.0   | 126.8   | 121.9  | 110.6  | 97.5   | 70.5   | 51.0   | 36.8   | 26.6   | 19.2  | الاشغال                                |
| 13.8            | 256.0   | 241.5   | 228.0   | 210.9  | 196.7  | 166.5  | 123.6  | 102.6  | 94.2   | 80.1   | 66.9  | تجارة الجملة والمفرق والمطاعم والفنادق |
| n.a             | n.a     | 221.0   | 208.1   | 191.3  | 179.2  | 151.8  | 112.2  | 93.4   | 85.9   | 73.0   | 60.9  | تجارة الجملة والمفرق                   |
| n.a             | n.a     | 6.5     | 6.1     | 5.9    | 5.3    | 4.4    | 3.4    | 2.9    | 2.6    | 2.2    | 1.9   | المطاعم                                |
| n.a             | n.a     | 14.0    | 13.8    | 13.7   | 12.2   | 10.3   | 8.0    | 6.3    | 5.7    | 4.9    | 4.1   | الفنادق                                |
| 8.2             | 152.2   | 143.5   | 136.7   | 123.5  | 102.7  | 79.7   | 62.9   | 59.3   | 35.9   | 32.5   | 24.9  | النقل والمواصلات*                      |
| 5.5             | 101.3   | 94.9    | 87.5    | 76.2   | 64.5   | 54.9   | 42.4   | 40.8   | 24.9   | 22.5   | 17.3  | النقل البري                            |
| 1.4             | 26.9    | 24.7    | 24.2    | 23.0   | 18.9   | 14.0   | 12.4   | 11.8   | 7.1    | 6.4    | 4.9   | النقل الجوي                            |
| 1.3             | 24.0    | 23.9    | 25.0    | 24.3   | 19.3   | 10.8   | 8.1    | 6.7    | 3.9    | 3.6    | 2.7   | النقل البحري والتخزين                  |
| 8.5             | 158.0   | 144.5   | 135.6   | 129.2  | 111.2  | 105.9  | 91.1   | 67.0   | 48.0   | 36.8   | 32.9  | خدمات مالية وغارية وخدمات اعمال        |
| 0.5             | 9.8     | 9.0     | 8.9     | 9.4    | 8.8    | 7.9    | 3.7    | 2.5    | 1.8    | 1.4    | 1.3   | التأمين                                |
| 3.1             | 57.8    | 53.1    | 57.4    | 52.9   | 47.2   | 45.3   | 32.0   | 29.0   | 21.2   | 16.4   | 15.2  | ملكية المساكن والايغارات               |
| 4.9             | 90.4    | 82.4    | 69.3    | 67.3   | 55.2   | 52.7   | 55.4   | 35.5   | 25.0   | 19.0   | 16.4  | البنوك والصرافين ورجال الاعمال         |
| 2.2             | 40.0    | 36.3    | 27.2    | 24.7   | 19.1   | 14.9   | 12.0   | 10.2   | 8.8    | 8.5    | 6.1   | خدمات اجتماعية وشخصية                  |
| n.a             | n.a     | 26.1    | 19.7    | 17.9   | 11.3   | 8.4    | 6.5    | 3.9    | 3.3    | 3.2    | 2.3   | خدمات التعليم الخاص                    |
| n.a             | n.a     | 5.3     | 3.1     | 2.8    | 3.0    | 2.7    | 2.3    | 1.8    | 1.6    | 1.4    | 1.0   | خدمات صحية خاصة                        |
| n.a             | n.a     | 4.9     | 4.4     | 4.0    | 4.8    | 3.8    | 3.2    | 4.5    | 3.9    | 3.9    | 2.8   | خدمات اجتماعية اخرى                    |
| (1.5)           | (27.3)  | (25.0)  | (22.2)  | (17.2) | (13.0) | (10.5) | (8.1)  | (5.4)  | (3.4)  | (3.0)  | (2.9) | (ناقص) الخدمات المصرفية المحتسبة       |
| 13.8            | 256.8   | 238.4   | 232.0   | 218.5  | 191.2  | 170.2  | 129.1  | 95.0   | 84.4   | 81.7   | 65.2  | (٢) الخدمات الحكومية                   |
| 1.3             | 24.3    | 22.1    | 20.2    | 18.2   | 15.8   | 13.9   | 11.2   | 10.5   | 9.1    | 5.5    | 5.0   | (٣) المؤسسات التي لا تهدف الربح        |
| 0.2             | 4.1     | 4.0     | 3.5     | 2.5    | 2.4    | 1.5    | 1.0    | 0.9    | 0.8    | 0.7    | 0.7   | (٤) الخدمات المنزلية                   |
| 73.2            | 1358.6  | 1283.7  | 1225.2  | 1169.6 | 1041.1 | 893.2  | 668.6  | 551.2  | 439.9  | 378.4  | 303.1 | الناتج المحلي الاجمالي بسعر التكلفة    |
| 12.0            | 222.4   | 206.3   | 197.5   | 151.6  | 123.1  | 91.1   | 84.4   | 81.0   | 74.3   | 43.2   | 9.0   | + صافي الضرائب غير المباشرة            |
| 8.3             | 154.0   | 160.5   | 168.8   | 112.5  | 94.3   | 78.0   | 71.3   | 61.4   | 62.7   | 39.1   | 16.9  | الجمارك                                |
| 1.8             | 32.6    | 28.4    | 26.1    | 20.0   | 16.9   | 13.2   | 10.6   | 7.0    | 9.9    | 8.6    | 3.7   | المكسوس                                |
| 1.2             | 22.2    | 20.0    | 19.7    | 18.6   | 18.3   | 14.1   | 9.0    | 8.1    | 6.1    | 4.0    | 3.0   | ضرائب على النقل والمواصلات             |
| (1.3)           | (25.0)  | (17.0)  | (23.6)  | (25.5) | (0.2)  | (18.9) | (14.0) | (13.0) | (14.0) | (14.4) | (5.7) | الاطانات للصناعات التحويلية            |
| 2.0             | 38.6    | 14.4    | 6.5     | 26.0   | (6.4)  | 4.7    | 7.5    | 17.5   | 9.6    | 5.9    | (8.9) | صافي الضرائب الاخرى                    |
| 85.2            | 1581.0  | 1490.0  | 1422.7  | 1321.2 | 1164.2 | 984.3  | 753.0  | 632.2  | 514.2  | 421.6  | 312.1 | = الناتج المحلي الاجمالي بسعر السوق    |
| 14.8            | 275.0   | 354.2   | 347.6   | 353.0  | 318.5  | 205.8  | 168.3  | 148.8  | 145.9  | 140.8  | 63.9  | + عافي الدخل من الاستثمار في الخارج    |
| 16.7            | 310.0   | 377.4   | 330.1   | 319.5  | 288.9  | 190.7  | 156.4  | 139.4  | 139.8  | 131.3  | 53.3  | صافي حوالات العاطلين                   |
| (1.9)           | (35.0)  | (23.2)  | 17.5    | 33.5   | 29.6   | 15.1   | 11.9   | 9.4    | 6.1    | 9.5    | 10.6  | صافي دخل الاستثمار                     |
| 100.0           | 1856.0  | 1844.2  | 1770.3  | 1674.2 | 1482.7 | 1190.1 | 921.3  | 781.0  | 660.1  | 562.4  | 376.0 | = الناتج القومي الاجمالي بسعر السوق    |
| 6.1             | 113.1   | 109.4   | 104.6   | 90.8   | 65.7   | 47.7   | 30.5   | 21.8   | 17.1   | 14.2   | 12.5  | - ناقصا نفقات احتلاك رأس المال         |
| 12.0            | 222.4   | 206.3   | 197.5   | 151.6  | 123.1  | 91.1   | 84.4   | 81.0   | 74.3   | 43.2   | 9.0   | - ناقصا صافي الضرائب غير المباشرة      |
| 81.9            | 1520.5  | 1528.5  | 1468.2  | 1431.8 | 1293.9 | 1051.3 | 806.4  | 678.2  | 568.7  | 505.0  | 354.5 | = الناتج القومي الصافي (بسر التكلفة)   |

المصدر: دائرة الاحصاءات العامة  
 \* : المواصلا مشمولة في بند الخدمات الحكومية  
 \*\* : اولىسة  
 \*\*\* : ارقام تقديريسة  
 تم تثبيت الارقام باستخدام مخفض الدخل القومي  
 المعد في البنك المركزي  
 (١) معدلة

## (٤٥) الناتج المحلي الاجمالي والدخل القومي (تابع)

## (45) Gross Domestic Product and National Income (Continued)

Million JD

(المثبتة بأسعار عام ١٩٧٥ - At constant 1975 prices)

|   | 1983<br>% contrib. | *1983  | 1982   | 1981   | 1980   | 1979   | 1978  | 1977  | 1976  | 1975  |
|---|--------------------|--------|--------|--------|--------|--------|-------|-------|-------|-------|
| 1) Industries   |                    |        |        |        |        |        |       |       |       |       |
| - Agriculture, forestry & fishing                       | 6.5                | 59.1   | 62.5   | 61.4   | 68.0   | 38.2   | 55.2  | 33.8  | 34.1  | 26.0  |
| - Mining and quarrying                                  | 6.4                | 57.4   | 53.1   | 51.4   | 47.3   | 34.2   | 28.1  | 21.4  | 20.6  | 16.3  |
| - Manufacturing   | 10.6               | 95.9   | 96.0   | 96.2   | 79.8   | 69.8   | 60.9  | 51.5  | 50.4  | 39.7  |
| - Electricity and water supply                          | 1.6                | 14.2   | 11.9   | 9.6    | 8.2    | 6.7    | 5.5   | 4.8   | 4.1   | 3.1   |
| Electricity   | 1.3                | 12.0   | 9.8    | 7.8    | 7.1    | 5.8    | 4.5   | 4.0   | 3.3   | 2.5   |
| Water supply  | 0.3                | 2.2    | 2.1    | 1.8    | 1.1    | 0.9    | 1.0   | 0.8   | 0.8   | 0.6   |
| - Construction  | 9.2                | 83.5   | 86.6   | 68.6   | 54.2   | 48.1   | 33.5  | 32.4  | 31.0  | 19.2  |
| - Wholesale and retail trade,<br>restaurants and hotels | 13.9               | 126.0  | 120.5  | 116.1  | 109.7  | 92.7   | 81.4  | 78.3  | 70.8  | 66.9  |
| Wholesale and retail trade                              | 12.5               | 113.1  | 107.8  | 104.5  | 96.4   | 82.0   | 72.7  | 70.4  | 63.9  | 60.9  |
| Restaurants   | 0.4                | 3.4    | 3.3    | 3.2    | 3.0    | 2.7    | 2.4   | 2.2   | 2.0   | 1.9   |
| Hotels  | 1.0                | 9.5    | 9.4    | 8.4    | 10.3   | 8.0    | 6.3   | 5.7   | 4.9   | 4.1   |
| - Transportation-communication <sup>x</sup>             | 6.9                | 62.1   | 58.2   | 50.9   | 44.9   | 43.7   | 46.4  | 33.0  | 31.1  | 24.9  |
| Land transportation                                     | 2.7                | 24.1   | 22.4   | 20.7   | 22.0   | 22.6   | 27.1  | 20.0  | 19.1  | 17.3  |
| Air transportation                                      | 2.2                | 20.3   | 17.3   | 15.8   | 12.4   | 13.0   | 13.0  | 7.7   | 6.7   | 4.9   |
| Sea transportation and storage                          | 2.0                | 17.7   | 18.5   | 14.4   | 10.5   | 8.1    | 6.3   | 5.3   | 5.3   | 2.7   |
| - Financing realstate and business<br>services          | 8.5                | 76.8   | 77.5   | 69.1   | 70.3   | 65.0   | 54.3  | 42.1  | 35.4  | 32.9  |
| Insurance   | 0.9                | 8.0    | 9.0    | 6.8    | 4.8    | 3.4    | 2.1   | 1.8   | 1.3   | 1.3   |
| Realstate property and rent                             | 3.1                | 28.4   | 25.5   | 22.3   | 21.4   | 18.9   | 22.5  | 18.5  | 15.6  | 15.2  |
| Banking and business services                           | 4.5                | 40.4   | 43.0   | 40.0   | 44.1   | 42.7   | 29.7  | 21.8  | 18.5  | 16.4  |
| - Community, social and personal<br>services            | 1.2                | 10.6   | 10.3   | 8.9    | 7.6    | 6.7    | 6.6   | 6.3   | 7.5   | 6.1   |
| Private education services                              | 0.8                | 7.1    | 7.1    | 5.1    | 4.0    | 3.4    | 2.2   | 2.1   | 2.8   | 2.3   |
| Private health services                                 | 0.2                | 1.5    | 1.4    | 1.5    | 1.5    | 1.4    | 1.2   | 1.1   | 1.2   | 1.0   |
| Other social services                                   | 0.2                | 2.0    | 1.8    | 2.3    | 2.1    | 1.9    | 3.2   | 3.1   | 3.5   | 2.8   |
| - (Less): imputed bank service charge                   | (1.5)              | (13.6) | (10.5) | (8.2)  | (7.3)  | (6.2)  | (4.5) | (3.0) | (2.9) | (2.9) |
| 2) Producer of government services                      | 13.4               | 121.5  | 114.4  | 97.3   | 105.0  | 90.4   | 76.1  | 66.0  | 69.4  | 64.5  |
| 3) Non-profit institutions                              | 1.2                | 10.4   | 9.4    | 8.2    | 7.5    | 7.1    | 7.7   | 7.3   | 5.0   | 5.0   |
| 4) Domestic services of households                      | 0.3                | 2.7    | 1.9    | 1.9    | 1.3    | 1.0    | 0.9   | 0.8   | 0.7   | 0.7   |
| - G.D.P. at factor cost                                 | 78.2               | 706.6  | 691.8  | 631.4  | 596.5  | 497.4  | 452.1 | 374.7 | 357.2 | 302.4 |
| + Net indirect taxes                                    | 6.4                | 58.0   | 64.6   | 48.1   | 46.8   | 47.0   | 46.8  | 37.6  | 29.9  | 9.0   |
| Customs   | 5.6                | 51.2   | 50.7   | 46.2   | 40.5   | 40.0   | 34.4  | 30.8  | 25.2  | 16.9  |
| Excise  | 1.0                | 8.9    | 8.9    | 9.0    | 7.4    | 6.5    | 5.7   | 4.8   | 4.7   | 3.7   |
| Taxes on transportation-com.                            | 1.4                | 12.6   | 11.3   | 10.0   | 8.6    | 7.4    | 6.2   | 5.0   | 3.8   | 3.0   |
| Subsidy to manufacturing                                | (1.8)              | (16.6) | (16.8) | (14.6) | (12.1) | (11.1) | (9.6) | (7.9) | (7.9) | (5.7) |
| Other taxes (net)                                       | 0.2                | 1.9    | 10.5   | (2.5)  | 2.4    | 4.2    | 10.1  | 4.9   | 4.1   | (8.9) |
| - G.D.P. at market prices                               | 84.6               | 764.6  | 756.4  | 679.5  | 643.3  | 544.4  | 498.9 | 412.3 | 387.1 | 311.4 |
| + Net factor income from abroad                         | 15.5               | 140.3  | 156.3  | 152.7  | 110.0  | 101.1  | 99.5  | 109.5 | 121.9 | 63.9  |
| Worker's remittances (net)                              | 15.3               | 138.2  | 140.5  | 137.2  | 103.5  | 96.4   | 94.3  | 105.1 | 113.5 | 53.3  |
| Investment income (net)                                 | 0.2                | 2.1    | 15.8   | 15.5   | 6.5    | 4.7    | 5.2   | 4.4   | 8.4   | 10.6  |
| - G.N.P. at market prices                               | 100.0              | 904.9  | 912.7  | 832.2  | 753.3  | 645.5  | 598.4 | 521.8 | 509.0 | 375.3 |
| Less: depreciation allowances                           | 5.9                | 53.1   | 49.4   | 37.0   | 30.7   | 21.3   | 16.6  | 13.5  | 13.1  | 12.5  |
| Less: net indirect taxes                                | 6.4                | 58.0   | 64.6   | 48.1   | 46.8   | 47.0   | 46.8  | 37.6  | 29.9  | 9.0   |
| - Net national product (at factor<br>cost)              | 87.7               | 793.8  | 798.7  | 747.1  | 675.8  | 577.2  | 535.0 | 470.7 | 466.0 | 353.8 |

Source: Department of Statistics.

\* : This item is net of comm. which is included in producers of Government services.

\*\* : Preliminary.

\*\*\* : Estimates.

: Data were deflated by using the GNP deflator prepared by CBJ.

(1) : Revised.

(٤٦) مصادر واستخدامات الناتج المحلي الاجمالي  
(46) Sources and Uses of Gross Domestic Product

Million JD

مليون دينار

|  | **<br>1985 | **<br>1984 | *<br>1983 | 1982    | 1981    | 1980   | 1979   | 1978   | 1977   |                                    |
|--|------------|------------|-----------|---------|---------|--------|--------|--------|--------|------------------------------------|
| Government final consumption expenditure | 405.9      | 376.9      | 348.3     | 326.1   | 285.9   | 243.8  | 235.3  | 190.0  | 156.6  | الاتفاق الاستهلاكي النهائي الحكومي |
| Private final consumption expenditure    | 1379.4     | 1364.9     | 1347.1    | 1219.6  | 1053.2  | 829.3  | 722.6  | 560.4  | 470.5  | الاتفاق الاستهلاكي النهائي الخاص   |
| Change in stocks                         | -          | -          | 7.3       | 22.3    | 23.1    | 6.3    | -14.5  | -6.1   | 5.5    | التغير في المخزون                  |
| Gross fixed capital formation            | 485.6      | 485.6      | 502.8     | 597.0   | 564.8   | 397.8  | 294.5  | 229.1  | 197.0  | تكوين رأس المال الثابت الاجمالي    |
| Export of goods and services             | 779.1      | 744.1      | 638.2     | 667.9   | 629.8   | 468.8  | 339.6  | 264.6  | 228.0  | تصدير السلع والخدمات               |
| Less: import of goods and services       | -1469.0    | -1481.5    | -1421.0   | -1511.7 | -1392.6 | -961.7 | -824.5 | -605.8 | -543.4 | ناقص : استيراد السلع والخدمات      |
| GDP at market price                      | 1581.0     | 1490.0     | 1422.7    | 1321.2  | 1164.2  | 984.3  | 753.0  | 632.2  | 514.2  | الناتج المحلي الاجمالي بسعر السوق  |
| Compensation of employees                | 685.3      | 648.3      | 604.4     | 550.3   | 474.1   | 409.9  | 303.2  | 230.6  | 191.5  | عوائد العاملين بأجر                |
| Operating surplus                        | 560.2      | 526.0      | 516.2     | 528.5   | 501.3   | 435.6  | 334.9  | 298.8  | 231.3  | فائز التشغيل                       |
| Consumption of fixed capital             | 113.1      | 109.4      | 104.6     | 90.8    | 65.7    | 47.7   | 30.5   | 21.8   | 17.1   | استهلاك رأس المال الثابت           |
| Net indirect taxes                       | 222.4      | 206.3      | 197.5     | 151.6   | 123.1   | 91.1   | 84.4   | 81.0   | 74.3   | صافي الضرائب غير المباشرة          |

Source: Department of Statistics.

\* : Preliminary.

\*\* : Estimates.

المصدر : دائرة الاحصاءات العامة

\* : أوليئة

\*\* : تقديريئة

(٤٧) الانتاج الزراعي  
(47) Agricultural Production

|                               | 1985                                      | 1984   | 1983  | 1982  | 1981  | 1980  | 1979  | 1978  | 1977  | 1976  | 1975  |                                 |              |
|-------------------------------|---|--------|-------|-------|-------|-------|-------|-------|-------|-------|-------|---------------------------------|--------------|
| (1975 = 100)                  | Index number of agricultural production * |        |       |       |       |       |       |       |       |       |       | الاهمية النسبية<br>Weight       | (1975 = 100) |
|                               | الرقم القياسي للانتاج الزراعي *           |        |       |       |       |       |       |       |       |       |       |                                 |              |
| A) <u>Plant production</u>    | 270.4                                     | 294.2  | 241.0 | 291.1 | 235.0 | 295.8 | 135.5 | 262.7 | 122.1 | 143.2 | 58.0  | 1) الانتاج النباتي              |              |
| Cereal and pulses             | 145.7                                     | 110.6  | 283.2 | 150.2 | 140.6 | 261.6 | 41.5  | 117.1 | 116.0 | 128.7 | 8.2   | الحبوب والبقول                  |              |
| Vegetables                    | 212.9                                     | 179.0  | 170.0 | 165.6 | 168.5 | 157.6 | 137.4 | 164.4 | 88.3  | 80.6  | 31.3  | الخضراوات                       |              |
| Fruit trees without<br>Olives | 425.7                                     | 248.3  | 257.2 | 374.2 | 380.6 | 281.9 | 193.3 | 300.8 | 186.4 | 109.2 | 11.2  | الاشجار المثمرة<br>بدون الزيتون |              |
| Olives                        | 419.1                                     | 1062.8 | 472.3 | 858.9 | 402.9 | 946.0 | 145.6 | 788.0 | 175.1 | 478.7 | 7.3   | الزيتون                         |              |
| B) <u>Animal Production</u>   | 269.8                                     | 188.0  | 208.7 | 169.9 | 238.1 | 213.7 | 162.2 | 142.8 | 140.7 | 114.9 | 42.0  | ب) الانتاج الحيواني             |              |
| Meat                          | 72.9                                      | 41.6   | 36.4  | 71.0  | 107.6 | 102.5 | 89.9  | 96.2  | 98.7  | 82.3  | 9.3   | اللحوم الحمراء                  |              |
| Poultry                       | 288.0                                     | 200.0  | 232.5 | 149.2 | 294.8 | 252.4 | 166.0 | 123.6 | 141.4 | 117.8 | 19.3  | الدجاج                          |              |
| Milk                          | 177.3                                     | 108.6  | 114.9 | 118.3 | 102.7 | 112.5 | 94.6  | 107.8 | 96.8  | 84.8  | 7.0   | الحليب                          |              |
| Eggs                          | 601.9                                     | 451.4  | 489.6 | 432.3 | 405.1 | 370.9 | 329.9 | 306.7 | 247.7 | 186.3 | 6.4   | البيض                           |              |
| Over-All Index                | 270.2                                     | 249.6  | 227.4 | 240.2 | 236.3 | 261.4 | 146.8 | 212.3 | 129.9 | 131.3 | 100   | الرقم القياسي العام             |              |
| % Change                      | 8.3                                       | 9.8    | -5.3  | 1.7   | -9.6  | 78.1  | -30.9 | 63.4  | -1.1  | 31.3  |       | نسبة التغير %                   |              |
| Crops in thousand ton         | Production of main agricultural crops **  |        |       |       |       |       |       |       |       |       |       | المحصول بالالف طن               |              |
|                               | الانتاج الزراعي لاهم المحاصيل الزراعية ** |        |       |       |       |       |       |       |       |       |       |                                 |              |
| <u>Field crops</u>            |   |        |       |       |       |       |       |       |       |       |       | <u>المحاصيل الحقلية</u>         |              |
| Wheat                         | 62.8                                      | 49.7   | 130.7 | 52.3  | 50.6  | 133.6 | 16.5  | 53.3  | 62.5  | 66.6  | 50.0  | قمح                             |              |
| Barley                        | 19.7                                      | 11.9   | 28.2  | 19.7  | 19.2  | 38.1  | 4.8   | 15.6  | 12.0  | 13.2  | 11.8  | شعير                            |              |
| Tobacco                       | 2.8                                       | 2.5    | 5.8   | 3.4   | 3.4   | 3.3   | 1.1   | 1.2   | 0.7   | 0.2   | 1.1   | تنباغ                           |              |
| Lentils                       | 4.1                                       | 2.5    | 8.4   | 8.1   | 7.9   | 6.3   | 0.8   | 8.3   | 6.0   | 10.4  | 5.2   | عدس                             |              |
| Vetch                         | 2.3                                       | 2.1    | 3.0   | 2.6   | 2.4   | 1.8   | 1.1   | 3.0   | 1.9   | 2.0   | 2.0   | كرنب                            |              |
| Chick-peas                    | 1.6                                       | 0.6    | 2.9   | 1.5   | 2.4   | 1.8   | 1.1   | 3.0   | 0.6   | 8.3   | 4.0   | حمص                             |              |
| <u>Vegetables</u>             |   |        |       |       |       |       |       |       |       |       |       | <u>الخضار</u>                   |              |
| Tomatoes                      | 251.1                                     | 208.7  | 212.3 | 195.3 | 204.5 | 162.9 | 171.8 | 208.8 | 85.7  | 87.9  | 145.1 | بنندوره                         |              |
| Eggplant                      | 57.3                                      | 51.1   | 47.8  | 45.4  | 62.4  | 52.4  | 52.7  | 64.1  | 24.6  | 41.9  | 39.6  | باذنجان                         |              |
| Cucumbers                     | 69.1                                      | 41.9   | 53.7  | 59.5  | 43.7  | 38.7  | 22.0  | 30.1  | 13.6  | 13.5  | 21.3  | خيار وبقلاوي                    |              |
| Cauliflower & cabbage         | 15.3                                      | 24.7   | 11.0  | 11.4  | 10.9  | 15.4  | 16.5  | 27.7  | 6.3   | 7.7   | 8.7   | زهرة وملفوف                     |              |
| Melons                        | 36.9                                      | 24.4   | 48.4  | 45.9  | 46.9  | 40.3  | 15.5  | 40.3  | 28.1  | 23.1  | 50.3  | بطيخ وشمصام                     |              |
| Broad beans                   | 6.1                                       | 4.7    | 3.6   | 3.8   | 3.5   | 10.8  | 8.2   | 5.0   | 6.5   | 4.7   | 5.6   | فول اخضر                        |              |
| <u>Fruit trees</u>            |   |        |       |       |       |       |       |       |       |       |       | <u>الاشجار المثمرة</u>          |              |
| Olives                        | 19.7                                      | 50.0   | 22.2  | 40.4  | 18.9  | 44.5  | 6.8   | 37.0  | 8.3   | 22.5  | 4.7   | زيتون                           |              |
| Grapes                        | 11.0                                      | 8.6    | 25.8  | 26.8  | 25.8  | 18.2  | 23.0  | 30.7  | 22.3  | 13.7  | 11.1  | عنب                             |              |
| Citrus fruits                 | 81.3                                      | 48.3   | 50.2  | 68.7  | 52.3  | 49.0  | 30.0  | 32.9  | 36.5  | 16.5  | 12.8  | حمضيات                          |              |
| Bananas                       | 10.5                                      | 14.3   | 6.9   | 6.7   | 7.3   | 6.2   | 8.0   | 21.1  | 3.4   | 4.5   | 6.3   | موز                             |              |
| Figs                          | 0.6                                       | 0.3    | 1.2   | 1.1   | 1.1   | 1.0   | 0.4   | 0.8   | 0.6   | 0.3   | 1.4   | تفاح                            |              |
| Almonds                       | -   | 0.3    | 0.5   | 0.5   | 0.5   | 0.7   | 0.9   | 0.4   | 0.4   | 0.6   | 1.0   | لوز                             |              |

\* Source : Central Bank of Jordan

\*\* Source : Department of Statistics

\*\*\* Preliminary.

\* المصدر : البنك المركزي الاردني

\*\* المصدر : دائرة الاحصاءات العامة

\*\*\* اوليوية

(٤٨) الانتاج الصناعي لاهم الصناعات  
(48) Industrial Production of Principal Industries

| الصناعات التحويلية  |  |  |                                 |                           |   |                    |                    |                       | الصناعات الاستخراجية | الوحدة<br>الفترة |
|---|--|--|---------------------------------|---------------------------|---|--------------------|--------------------|-----------------------|----------------------|------------------|
| Mining and quarrying  |  |  |                                 |                           |   |                    |                    |                       |                      |                  |
| Leather<br>جلد العمل<br>والصوف<br>Sole<br>leather<br>and wool | الجلود<br>الجلد العلوي<br>Upper<br>leather | Clothes &<br>textiles<br>الغزل<br>Spinning | الملابس<br>والانسجة<br>Textiles | السجائر<br>Cigarettes     | المشروبات<br>الروحية<br>Alcoholic<br>drinks | الاعلاف<br>Podder  | البوتاس<br>Potash  | الفوسفات<br>Phosphate |                      |                  |
| طنين<br>Ton   | الف قدم <sup>2</sup><br>1000 Sq.Ft.        | طنين<br>Ton                                | الف ياردة<br>1000 Yards         | مليون سجارة<br>Mill. Cig. | الف لتر<br>1000 Liter                       | الف طن<br>1000 ton | الف طن<br>1000 ton | الف طن<br>1000 ton    |                      |                  |
| 531.4   | 2230.7                                     | (n.a.)                                     | 953.0                           | 1846.0                    | 5503.0                                      | 41.5               | -                  | 1352.5                | ١٩٧٥                 |                  |
| 162.5   | 2216.9                                     | (n.a.)                                     | 915.5                           | 2224.1                    | 6329.9                                      | 50.9               | -                  | 1701.8                | ١٩٧٦                 |                  |
| 345.6   | 2526.8                                     | (n.a.)                                     | 869.8                           | 2464.3                    | 5749.3                                      | 42.0               | -                  | 1769.4                | ١٩٧٧                 |                  |
| 197.9   | 2807.9                                     | (n.a.)                                     | 1140.9                          | 2628.0                    | 5654.2                                      | 51.8               | -                  | 2320.2                | ١٩٧٨                 |                  |
| 190.7   | 2448.9                                     | 747.9                                      | 1416.7                          | 3414.1                    | 7206.7                                      | 51.7               | -                  | 2828.1                | ١٩٧٩                 |                  |
| 103.0   | 2502.7                                     | 762.3                                      | 1641.2                          | 4188.3                    | 6776.1                                      | 47.9               | -                  | 3911.3                | ١٩٨٠                 |                  |
| 118.3   | 2107.4                                     | 667.6                                      | 1308.0                          | 4711.4                    | 9005.8                                      | 55.4               | -                  | 4243.0                | ١٩٨١                 |                  |
| 38.8  | 2268.3                                     | 571.9                                      | 1123.5                          | 4613.7                    | 9483.9                                      | 63.6               | 15.0               | 4390.5                | ١٩٨٢                 |                  |
| 37.2  | 2334.4                                     | 1151.8                                     | 1130.6                          | 4067.4                    | 7158.2                                      | 60.9               | 282.8              | 4745.5                | ١٩٨٣                 |                  |
| 43.9  | 2145.7                                     | 1831.1                                     | 1314.5                          | 4341.9                    | 7202.0                                      | 61.2               | 486.0              | 6213.1                | ١٩٨٤                 |                  |
| 29.3  | 1937.8                                     | 1660.3                                     | 2249.0                          | 3538.1                    | 5547.2                                      | 45.9               | 908.2              | 6067.1                | ١٩٨٥                 |                  |
| 2.5   | 156.9                                      | 145.4                                      | 122.8                           | 315.8                     | 584.6                                       | 5.9                | 61.0               | 546.9                 | ١٩٨٤ ايلول           |                  |
| 1.7   | 184.0                                      | 169.2                                      | 145.7                           | 373.0                     | 514.4                                       | 6.6                | 71.2               | 558.9                 | تشرين الاول          |                  |
| 1.3   | 186.4                                      | 152.3                                      | 126.9                           | 408.2                     | 351.6                                       | 6.0                | 70.0               | 522.3                 | تشرين الثاني         |                  |
| 5.0   | 207.5                                      | 163.4                                      | 160.0                           | 417.3                     | 1062.9                                      | 5.2                | 77.5               | 523.0                 | كانون الاول          |                  |
| 1.3   | 208.4                                      | 158.9                                      | 156.0                           | 416.3                     | 437.7                                       | 4.0                | 60.1               | 552.0                 | كانون الثاني ١٩٨٥    |                  |
| 2.1   | 186.3                                      | 137.9                                      | 158.0                           | 233.3                     | 308.8                                       | 3.0                | 60.9               | 497.4                 | شباط                 |                  |
| 2.6   | 196.7                                      | 157.5                                      | 185.2                           | 252.1                     | 380.0                                       | 3.1                | 61.1               | 502.7                 | آذار                 |                  |
| 0.7   | 177.3                                      | 132.1                                      | 175.2                           | 300.4                     | 431.6                                       | 3.4                | 60.7               | 541.7                 | نيسان                |                  |
| 2.8   | 54.3                                       | 108.4                                      | 198.3                           | 269.6                     | 447.7                                       | 4.2                | 79.2               | 498.8                 | ايار                 |                  |
| 1.5   | 80.3                                       | 103.6                                      | 176.0                           | 248.0                     | 334.5                                       | 3.9                | 56.3               | 438.4                 | حزيران               |                  |
| 1.4   | 156.3                                      | 168.8                                      | 206.5                           | 320.3                     | 565.9                                       | 4.5                | 74.6               | 487.4                 | تموز                 |                  |
| 0.3   | 52.7                                       | 120.4                                      | 167.8                           | 291.0                     | 631.3                                       | 3.9                | 85.8               | 547.0                 | آب                   |                  |
| 3.2   | 200.2                                      | 139.4                                      | 210.0                           | 317.5                     | 725.7                                       | 4.3                | 89.7               | 498.0                 | ايلول                |                  |
| 2.4   | 224.2                                      | 119.9                                      | 216.6                           | 300.4                     | 452.7                                       | 3.6                | 95.5               | 513.0                 | تشرين الاول          |                  |
| 1.8   | 194.1                                      | 153.2                                      | 182.2                           | 268.9                     | 390.6                                       | 3.7                | 85.1               | 457.6                 | تشرين الثاني         |                  |
| 9.2   | 207.0                                      | 160.2                                      | 217.2                           | 320.3                     | 440.7                                       | 4.3                | 99.2               | 533.1                 | كانون الاول          |                  |
| 1.0   | 203.7                                      | 143.5                                      | 198.5                           | 268.4                     | 367.0                                       | 4.2                | 92.0               | 496.9                 | كانون الثاني ١٩٨٦    |                  |
| 2.0   | 199.6                                      | 137.6                                      | 179.4                           | 211.7                     | 414.6                                       | 3.3                | 73.7               | 433.2                 | شباط                 |                  |
| 2.6   | 216.5                                      | 153.8                                      | 209.2                           | 283.9                     | 400.7                                       | 3.3                | 74.8               | 524.9                 | آذار                 |                  |
| 3.1   | 202.1                                      | 124.5                                      | 197.0                           | 290.7                     | 396.3                                       | 3.4                | 74.7               | 519.2                 | نيسان                |                  |
| 2.4   | 182.3                                      | 58.2                                       | 185.4                           | 209.7                     | 262.4                                       | 3.3                | 83.6               | 556.9                 | ايار                 |                  |
| -   | 170.0                                      | 40.7                                       | 180.4                           | 269.4                     | 426.8                                       | 3.6                | 76.0               | 542.1                 | حزيران               |                  |
| 0.4   | 206.4                                      | 44.3                                       | 224.4                           | 339.1                     | 694.4                                       | 4.0                | 99.2               | 562.6                 | تموز                 |                  |
| 1.2   | 145.3                                      | 41.3                                       | 184.5                           | 318.9                     | 644.3                                       | 3.9                | 102.4              | 534.2                 | آب                   |                  |
| 0.5   | 215.5                                      | 62.2                                       | 199.7                           | 294.2                     | 546.9                                       | 4.2                | 102.4              | 501.6                 | ايلول                |                  |
| 2.6   | 227.7                                      | 52.6                                       | 154.1                           | 303.2                     | 439.8                                       | 4.1                | 117.7              | 524.5                 | تشرين الاول          |                  |
| 1.6   | 215.3                                      | 51.2                                       | 158.3                           | 256.1                     | 410.6                                       | 3.8                | 99.0               | 529.9                 | تشرين الثاني         |                  |

المصدر: الشركات الصناعية في الاردن.

## (٤٨) الإنتاج الصناعي لاهم الصناعات (تابع)

## (48) Industrial Production of Principal Industries (Continued)

| Unit<br>Period     | الكهرباء<br>Electricity<br>مليون ك.و.س.<br>Mill.KWH. | التصنيع<br>Manufacturing                    |  |   |                                       |                    |                    |                                 |   |                        |
|--------------------|--|---|--|---|---------------------------------------|--------------------|--------------------|---------------------------------|---|------------------------|
|                    |  | البطاريات<br>السائلة<br>Liquid<br>batteries | الورق والكرتون<br>Paper and<br>cardboard | المنتجات<br>البتروولية<br>Petroleum<br>products | مواد البناء<br>Construction Materials |                    |                    | الصناعات الكيماوية<br>Chemicals |   |                        |
|                    |  |   |  |   | أنابيب<br>معدنية<br>Metallic<br>pipes | الحديد<br>Iron     | الاسمنت<br>Cement  | مطهرات<br>الماء<br>Detergents   | الاحماض<br>الكيماوية<br>Chemical<br>acids | الاسمدة<br>Fertilisers |
| ألف طن<br>1000 ton | ألف طن<br>1000 ton                                   | ألف طن<br>1000 ton                          | ألف طن<br>1000 ton                       | ألف طن<br>1000 ton                              | ألف طن<br>1000 ton                    | ألف طن<br>1000 ton | ألف طن<br>1000 ton | ألف طن<br>1000 ton              | ألف طن<br>1000 ton                        |                        |
| 1975               | 256.7  | 44.4  | 4.1                                      | 828.2   | -                                     | 31.3               | 598.2              | 4.2                             | -   | -                      |
| 1976               | 386.0  | 47.0  | 5.4                                      | 1145.0  | -                                     | 62.4               | 582.4              | 5.0                             | -   | -                      |
| 1977               | 551.4  | 51.0  | 5.2                                      | 1145.5  | -                                     | 63.8               | 537.6              | 6.0                             | -   | -                      |
| 1978               | 649.1  | 44.3  | 4.6                                      | 1396.6  | 6.2                                   | 65.3               | 553.0              | 7.0                             | -   | -                      |
| 1979               | 842.1  | 62.9  | 7.1                                      | 1612.4  | 10.8                                  | 81.0               | 623.2              | 10.6                            | -   | -                      |
| 1980               | 1051.4   | 66.3  | 8.8                                      | 1760.0  | 11.8                                  | 86.2               | 912.7              | 15.3                            | -   | -                      |
| 1981               | 1174.9   | 57.3  | 15.4                                     | 2126.0  | 15.8                                  | 134.9              | 964.7              | 18.8                            | -   | -                      |
| 1982               | 1387.2   | 40.4  | 15.0                                     | 2463.9  | 12.5                                  | 192.7              | 788.4              | 15.2                            | -   | 116.4                  |
| 1983               | 1699.9   | 36.5  | 11.9                                     | 2499.0  | 12.9                                  | 209.9              | 1269.0             | 12.7                            | 632.5                                     | 301.6                  |
| 1984               | 1967.0   | 50.1  | 18.0                                     | 2510.9  | 14.7                                  | 164.9              | 2026.3             | 25.5                            | 1194.6                                    | 541.0                  |
| 1985               | 2154.4   | 49.6  | 21.1                                     | 2423.9  | 14.2                                  | 198.4              | 2022.9             | 15.0                            | 1007.6                                    | 510.5                  |
| Sep. 1984          | 175.5  | 2.9   | 1.3                                      | 188.9   | 0.7                                   | 14.1               | 218.5              | 2.2                             | 97.3                                      | 58.6                   |
| Oct.               | 179.2  | 4.1   | 1.5                                      | 205.1   | 1.1                                   | 18.6               | 183.1              | 2.8                             | 91.5                                      | 52.6                   |
| Nov.               | 168.5  | 4.6   | 2.2                                      | 163.5   | 1.2                                   | 8.2                | 204.3              | 1.3                             | 70.5                                      | 28.0                   |
| Dec.               | 173.2  | 5.3   | 2.0                                      | 230.5   | 2.0                                   | 11.7               | 167.1              | 1.5                             | 142.9                                     | 35.2                   |
| Jan. 1985          | 174.5  | 5.0   | 2.0                                      | 257.6   | 1.0                                   | 18.7               | 177.1              | 1.1                             | 73.1                                      | 53.5                   |
| Feb.               | 151.1  | 3.8   | 1.5                                      | 183.5   | 0.2                                   | 11.6               | 94.1               | 0.9                             | 99.2                                      | 50.8                   |
| Mar.               | 168.0  | 4.5   | 1.8                                      | 187.9   | 1.5                                   | 16.1               | 154.5              | 0.8                             | 104.0                                     | 45.9                   |
| Apr.               | 167.1  | 3.6   | 1.5                                      | 175.7   | 1.1                                   | 16.8               | 205.2              | 0.6                             | 82.5                                      | 22.5                   |
| May.               | 174.7  | 3.2   | 1.6                                      | 178.4   | 1.5                                   | 17.7               | 163.0              | 0.9                             | 95.6                                      | 38.4                   |
| June               | 183.0  | 3.0   | 1.4                                      | 178.5   | 1.0                                   | 16.0               | 148.7              | 0.9                             | 75.6                                      | 48.5                   |
| July               | 189.7  | 4.5   | 1.8                                      | 187.1   | 0.9                                   | 20.4               | 175.6              | 1.2                             | 46.8                                      | 14.0                   |
| Aug.               | 201.1  | 3.3   | 1.5                                      | 212.9   | 1.5                                   | 14.7               | 184.3              | 0.8                             | 58.9                                      | 31.0                   |
| Sep.               | 187.4  | 4.8   | 1.9                                      | 196.1   | 1.4                                   | 22.5               | 195.7              | 1.7                             | 84.5                                      | 54.9                   |
| Oct.               | 182.1  | 5.0   | 2.0                                      | 154.9   | 1.4                                   | 17.0               | 190.2              | 2.1                             | 116.3                                     | 68.2                   |
| Nov.               | 167.1  | 4.7   | 1.8                                      | 215.3   | 0.8                                   | 11.4               | 160.2              | 2.3                             | 61.7                                      | 32.9                   |
| Dec.               | 208.6  | 4.2   | 2.3                                      | 296.0   | 1.9                                   | 15.5               | 174.3              | 1.7                             | 109.4                                     | 49.9                   |
| Jan. 1986          | 219.3  | 6.3   | 1.9                                      | 201.4   | 1.2                                   | 17.4               | 124.5              | 3.2                             | 88.8                                      | 53.7                   |
| Feb.               | 191.8  | 4.3   | 1.9                                      | 161.7   | 1.2                                   | 11.7               | 86.0               | 2.3                             | 78.7                                      | 45.5                   |
| Mar.               | 189.0  | 5.2   | 2.0                                      | 184.8   | 1.0                                   | 19.2               | 170.6              | 2.4                             | 89.3                                      | 58.7                   |
| Apr.               | 181.9  | 4.2   | 1.3                                      | 164.2   | 0.9                                   | 21.7               | 154.9              | 2.2                             | 42.3                                      | 26.8                   |
| May.               | 190.5  | 4.3   | 1.0                                      | 148.8   | 0.7                                   | 18.3               | 150.3              | 2.1                             | 109.7                                     | 60.6                   |
| June               | 198.5  | 4.3   | 1.0                                      | 191.7   | 1.0                                   | 12.2               | 144.8              | 1.6                             | 119.4                                     | 53.5                   |
| July               | 229.3  | 4.8   | 0.9                                      | 188.7   | 0.8                                   | 18.4               | 199.8              | 1.1                             | 94.6                                      | 46.2                   |
| Aug.               | 258.0  | 3.7   | 0.6                                      | 166.1   | 1.1                                   | 19.7               | 158.5              | 0.9                             | 6.3                                       | 2.1                    |
| Sep.               | 252.9  | 4.0   | 0.8                                      | 226.4   | 1.1                                   | 20.0               | 164.8              | 2.6                             | 68.4                                      | 50.0                   |
| Oct.               | 240.4  | 5.2   | 1.0                                      | 201.8   | 1.0                                   | 21.8               | 163.4              | 3.1                             | 110.5                                     | 46.5                   |
| Nov.               | 233.8  | 4.6   | 1.3                                      | 184.6   | 1.0                                   | 12.1               | 136.0              | 3.1                             | 101.3                                     | 54.1                   |

Source: Industrial companies in Jordan.

(٤٩) الرقم القياسي للإنتاج الصناعي  
(49) Industrial Production Index Number

(1979 = 100)

| الصناعات الكيماوية  |         | البلاستيك<br>والإسفنج | الأحذية<br>والجلود    | الملابس<br>والأنسجة<br>والنسيج | السجائر<br>والقناديل<br>والمطبات | الإعلاف | المشروبات<br>الروحية      | المشروبات<br>الغازية | المواد<br>الغذائية | الرقم القياسي<br>العام | الرقم القياسي<br>المعدل    | الرقم القياسي<br>المعدل | الرقم القياسي<br>المعدل |
|---------------------|---------|-----------------------|-----------------------|--------------------------------|----------------------------------|---------|---------------------------|----------------------|--------------------|------------------------|----------------------------|-------------------------|-------------------------|
| الادوية             | عام     |                       |                       |                                |                                  |         |                           |                      |                    |                        |                            |                         |                         |
| Pharmaceu-<br>tical | General | Plastic &<br>sponge   | Footwear<br>& leather | Clothes<br>& textiles          | Cigaret-<br>tes &<br>matches     | Fodder  | Alchoho-<br>lic<br>drinks | Soft<br>drinks       | Food<br>items      | General<br>index       | Revised<br>index<br>number | الرقم القياسي<br>المعدل | الرقم القياسي<br>المعدل |
| (2.3)               | (6.7)   | (1.7)                 | (1.6)                 | (2.6)                          | (12.2)                           | (3.1)   | (1.1)                     | (3.0)                | (2.9)              | (100.0)                | (11.1)                     | الرقم القياسي<br>المعدل | الرقم القياسي<br>المعدل |
| 62.0                | 41.4    | 29.3                  | 126.1                 | 67.2                           | 54.4                             | 80.3    | 78.5                      | 43.2                 | 50.5               | 53.2                   | 53.2                       | ١٩٧٥                    | ١٩٧٥                    |
| 76.4                | 56.0    | 49.6                  | 98.5                  | 64.6                           | 65.8                             | 98.6    | 88.1                      | 46.6                 | 68.5               | 66.5                   | 66.5                       | ١٩٧٦                    | ١٩٧٦                    |
| 63.0                | 55.8    | 77.7                  | 105.9                 | 61.4                           | 73.1                             | 81.3    | 82.8                      | 68.0                 | 60.2               | 69.0                   | 69.0                       | ١٩٧٧                    | ١٩٧٧                    |
| 86.5                | 75.5    | 158.4                 | 119.4                 | 80.6                           | 78.0                             | 100.2   | 79.8                      | 74.2                 | 63.7               | 84.7                   | 84.7                       | ١٩٧٨                    | ١٩٧٨                    |
| 100.0               | 100.0   | 100.0                 | 100.0                 | 100.0                          | 100.0                            | 100.0   | 100.0                     | 100.0                | 100.0              | 100.0                  | 100.0                      | ١٩٧٩                    | ١٩٧٩                    |
| 173.1               | 132.1   | 99.1                  | 99.9                  | 112.5                          | 123.7                            | 93.0    | 104.4                     | 109.7                | 106.8              | 119.5                  | 119.5                      | ١٩٨٠                    | ١٩٨٠                    |
| 172.0               | 141.5   | 102.9                 | 102.6                 | 94.3                           | 140.4                            | 108.0   | 143.2                     | 118.6                | 111.1              | 139.2                  | 139.2                      | ١٩٨١                    | ١٩٨١                    |
| 209.3               | 146.3   | 108.6                 | 98.4                  | 81.8                           | 139.8                            | 124.7   | 158.3                     | 62.1                 | 130.2              | 143.8                  | 143.8                      | ١٩٨٢                    | ١٩٨٢                    |
| 223.8               | 139.9   | 99.6                  | 104.7                 | 96.3                           | 119.6                            | 119.1   | 119.4                     | 65.7                 | 117.3              | 150.9                  | 150.9                      | ١٩٨٣                    | ١٩٨٣                    |
| 291.3               | 193.2   | 92.6                  | 107.0                 | 126.4                          | 131.8                            | 118.9   | 135.6                     | 86.9                 | 136.8              | 173.0                  | 181.2                      | ١٩٨٤                    | ١٩٨٤                    |
| 341.1               | 184.5   | 89.1                  | 108.7                 | 167.3                          | 107.7                            | 90.3    | 89.6                      | 78.1                 | 142.2              | 173.6                  | 185.2                      | ١٩٨٥                    | ١٩٨٥                    |
| 279.2               | 184.1   | 97.0                  | 88.9                  | 131.5                          | 114.8                            | 136.5   | 96.1                      | 126.6                | 218.8              | 183.2                  | 197.9                      | ١٩٨٤                    | أيلول                   |
| 254.3               | 192.3   | 90.1                  | 113.5                 | 155.7                          | 138.1                            | 151.8   | 85.4                      | 91.2                 | 117.6              | 187.1                  | 200.8                      | تشرين الأول             | تشرين الأول             |
| 306.1               | 170.9   | 91.5                  | 110.1                 | 135.6                          | 151.5                            | 137.2   | 64.3                      | 38.2                 | 105.6              | 163.2                  | 171.3                      | تشرين الثاني            | تشرين الثاني            |
| 313.4               | 166.4   | 99.4                  | 118.0                 | 157.6                          | 154.3                            | 121.6   | 358.1                     | 22.3                 | 124.8              | 177.8                  | 188.1                      | كانون الأول             | كانون الأول             |
| 289.8               | 156.7   | 85.6                  | 121.6                 | 155.6                          | 154.7                            | 94.8    | 114.1                     | 26.2                 | 120.4              | 183.5                  | 196.2                      | ١٩٨٥                    | كانون الثاني            |
| 179.8               | 106.3   | 82.0                  | 114.7                 | 149.8                          | 87.9                             | 70.5    | 64.7                      | 20.3                 | 110.2              | 139.9                  | 155.7                      | شباط                    | شباط                    |
| 209.4               | 119.7   | 88.2                  | 123.9                 | 174.6                          | 96.9                             | 73.8    | 78.7                      | 44.8                 | 122.2              | 160.6                  | 173.2                      | آذار                    | آذار                    |
| 340.3               | 171.6   | 98.5                  | 129.8                 | 157.3                          | 107.6                            | 80.6    | 78.1                      | 95.7                 | 149.4              | 173.5                  | 176.0                      | نيسان                   | نيسان                   |
| 392.5               | 202.2   | 86.6                  | 65.6                  | 165.0                          | 96.9                             | 99.9    | 74.7                      | 120.6                | 177.6              | 173.3                  | 184.0                      | ايار                    | ايار                    |
| 374.6               | 189.5   | 86.3                  | 87.0                  | 147.6                          | 90.1                             | 90.6    | 55.9                      | 120.5                | 258.9              | 166.1                  | 177.9                      | حزيران                  | حزيران                  |
| 394.9               | 209.8   | 128.7                 | 110.9                 | 189.7                          | 114.4                            | 106.6   | 118.9                     | 136.2                | 200.9              | 189.0                  | 188.3                      | تموز                    | تموز                    |
| 287.9               | 155.5   | 84.5                  | 75.8                  | 147.3                          | 103.3                            | 92.0    | 133.4                     | 138.8                | 143.3              | 178.6                  | 186.8                      | آب                      | آب                      |
| 342.0               | 204.7   | 85.6                  | 105.1                 | 181.0                          | 113.4                            | 100.9   | 110.1                     | 108.5                | 163.9              | 189.6                  | 206.1                      | أيلول                   | أيلول                   |
| 460.3               | 250.5   | 104.3                 | 125.8                 | 178.9                          | 107.1                            | 85.0    | 90.7                      | 66.4                 | 101.0              | 179.2                  | 202.7                      | تشرين الأول             | تشرين الأول             |
| 368.8               | 221.3   | 56.2                  | 115.0                 | 169.2                          | 99.8                             | 87.0    | 67.4                      | 35.4                 | 79.8               | 159.2                  | 169.6                      | تشرين الثاني            | تشرين الثاني            |
| 452.7               | 225.8   | 83.0                  | 129.6                 | 191.6                          | 119.8                            | 101.8   | 88.5                      | 23.3                 | 78.3               | 190.3                  | 206.6                      | كانون الأول             | كانون الأول             |
| 428.3               | 272.3   | 95.1                  | 130.6                 | 175.1                          | 101.3                            | 98.7    | 65.7                      | 21.4                 | 83.0               | 179.6                  | 197.1                      | ١٩٨٦                    | كانون الثاني            |
| 355.3               | 219.1   | 86.6                  | 124.8                 | 161.7                          | 80.6                             | 78.4    | 75.6                      | 24.8                 | 75.9               | 149.9                  | 164.3                      | شباط                    | شباط                    |
| 439.3               | 250.1   | 113.0                 | 128.1                 | 186.4                          | 106.7                            | 78.8    | 61.1                      | 50.1                 | 91.5               | 181.2                  | 197.3                      | آذار                    | آذار                    |
| 418.1               | 244.4   | 127.0                 | 124.0                 | 169.4                          | 104.4                            | 80.2    | 64.0                      | 79.7                 | 73.7               | 177.1                  | 182.0                      | نيسان                   | نيسان                   |
| 352.5               | 218.5   | 100.9                 | 112.6                 | 139.2                          | 74.7                             | 77.3    | 41.6                      | 80.9                 | 188.8              | 172.7                  | 192.2                      | ايار                    | ايار                    |
| 324.7               | 192.6   | 119.8                 | 102.3                 | 130.2                          | 95.4                             | 85.8    | 68.4                      | 120.5                | 62.9               | 166.2                  | 172.8                      | حزيران                  | حزيران                  |
| 302.2               | 163.7   | 115.4                 | 129.8                 | 159.1                          | 118.9                            | 94.9    | 124.6                     | 127.3                | 109.6              | 189.7                  | 194.4                      | تموز                    | تموز                    |
| 258.6               | 145.0   | 119.3                 | 91.9                  | 132.3                          | 113.0                            | 92.2    | 90.3                      | 118.9                | 90.3               | 185.6                  | 179.7                      | آب                      | آب                      |
| 313.7               | 220.8   | 135.9                 | 109.3                 | 149.2                          | 105.2                            | 99.4    | 86.3                      | 109.3                | 160.9              | 193.8                  | 199.3                      | أيلول                   | أيلول                   |
| 249.7               | 207.3   | 129.0                 | 124.6                 | 117.6                          | 107.5                            | 95.9    | 63.4                      | 53.7                 | 85.2               | 189.5                  | 196.2                      | تشرين الأول             | تشرين الأول             |
| 322.2               | 234.4   | 103.7                 | 127.9                 | 119.6                          | 91.0                             | 88.9    | 64.9                      | 26.5                 | 77.3               | 173.2                  | 181.1                      | تشرين الثاني            | تشرين الثاني            |

المصدر: البنك المركزي الأردني  
ملاحظة: أرقام السنوات قبل عام ١٩٧٩ تم اشتقاقها من ربط الرقم القياسي القديم

(١٩٧٥ = ١٠٠) بالرقم القياسي الجديد  
\* عدلت الأرقام لتضمل اليونان والاسميسدة  
\*\* أرقام معدلة

(٤٩) الرقم القياسي للإنتاج الصناعي (تابع)  
 (49) Industrial Production Index Number (Continued)  
 (1979 = 100)

| Period | weight | مواد البناء             |                        |  |                       |  |               |                               |                   |                |                |  |                    |
|--------|--------|-------------------------|------------------------|--|-----------------------|--|---------------|-------------------------------|-------------------|----------------|----------------|--|--------------------|
|        |        | الكهرباء<br>Electricity | البطاريات<br>Batteries | الورق والكرتون<br>Paper and card-board | الفوسفات<br>Phosphate | المنتجات البترولية<br>Petroleum products | اخرى<br>Other | منتجات خشبية<br>Wood products | الاسمنت<br>Cement | الحديد<br>Iron | عام<br>General | المطفيات والصابون<br>Detergents and soap | الدهانات<br>Paints |
|        |        | 12.8                    | 1.0                    | 1.6                                    | 17.8                  | 13.0                                     | (1.3)         | (1.5)                         | (3.5)             | (12.6)         | 18.9           | (3.2)                                    | (1.2)              |
| 1975   |        | 50.0                    | 102.5                  | 58.8                                   | 47.6                  | 50.6                                     | (n.a.)        | (n.a.)                        | 91.8              | 64.4           | 72.7           | 34.4                                     | 20.4               |
| 1976   |        | 51.9                    | 102.9                  | 75.3                                   | 60.1                  | 70.8                                     | (n.a.)        | (n.a.)                        | 93.5              | 77.1           | 82.0           | 45.4                                     | 45.1               |
| 1977   |        | 62.2                    | 118.1                  | 73.4                                   | 62.5                  | 72.4                                     | (n.a.)        | (n.a.)                        | 86.3              | 78.8           | 81.1           | 46.4                                     | 67.2               |
| 1978   |        | 76.3                    | 95.9                   | 64.8                                   | 82.0                  | 87.5                                     | (n.a.)        | (n.a.)                        | 89.0              | 80.6           | 83.1           | 66.6                                     | 78.2               |
| 1979   |        | 100.0                   | 100.0                  | 100.0                                  | 100.0                 | 100.0                                    | 100.0         | 100.0                         | 100.0             | 100.0          | 100.0          | 100.0                                    | 100.0              |
| 1980   |        | 121.9                   | 106.6                  | 91.6                                   | 138.3                 | 105.7                                    | 104.6         | 166.7                         | 146.4             | 106.9          | 118.8          | 117.5                                    | 92.4               |
| 1981   |        | 135.0                   | 90.1                   | 162.1                                  | 150.1                 | 126.9                                    | 164.6         | 142.1                         | 154.7             | 169.0          | 164.1          | 133.7                                    | 103.6              |
| 1982   |        | 169.8                   | 37.4                   | 148.3                                  | 155.3                 | 146.0                                    | 170.1         | 149.4                         | 126.5             | 158.3          | 152.7          | 114.9                                    | 109.4              |
| 1983   |        | 207.1                   | 49.7                   | 111.7                                  | 167.8                 | 144.2                                    | 212.8         | 103.3                         | 203.6             | 173.2          | 176.2          | 86.1                                     | 122.8              |
| 1984   |        | 240.6                   | 66.4                   | 160.8                                  | 219.7                 | 144.9                                    | 205.8         | 134.6                         | 325.1             | 139.1          | 177.8          | 149.8                                    | 120.9              |
| 1985   |        | 263.5                   | 65.8                   | 200.0                                  | 214.6                 | 141.1                                    | 155.6         | 128.4                         | 324.6             | 165.5          | 191.3          | 98.5                                     | 113.7              |
| Sep.   | 1984   | 257.6                   | 44.2                   | 138.3                                  | 232.1                 | 138.0                                    | 488.9         | 87.3                          | 420.7             | 139.8          | 211.7          | 148.8                                    | 95.7               |
| Oct.   |        | 262.9                   | 67.7                   | 147.6                                  | 237.2                 | 144.6                                    | 206.0         | 138.8                         | 352.6             | 185.5          | 214.1          | 184.1                                    | 95.6               |
| Nov.   |        | 247.3                   | 73.7                   | 208.4                                  | 221.7                 | 104.1                                    | 215.4         | 87.5                          | 393.3             | 84.3           | 150.8          | 106.6                                    | 83.1               |
| Dec.   |        | 254.2                   | 85.2                   | 190.9                                  | 221.9                 | 157.5                                    | 229.9         | 124.7                         | 321.7             | 124.0          | 168.0          | 97.4                                     | 68.6               |
| Jan.   | 1985   | 256.0                   | 76.1                   | 190.9                                  | 234.3                 | 175.3                                    | 118.1         | 31.4                          | 340.9             | 185.4          | 197.3          | 83.9                                     | 95.9               |
| Feb.   |        | 221.8                   | 58.2                   | 141.2                                  | 211.1                 | 128.8                                    | 99.5          | 82.0                          | 181.2             | 110.9          | 120.8          | 72.5                                     | 55.7               |
| Mar.   |        | 246.5                   | 68.0                   | 155.5                                  | 213.3                 | 131.2                                    | 144.1         | 137.7                         | 297.5             | 164.4          | 185.5          | 71.0                                     | 77.8               |
| Apr.   |        | 245.2                   | 59.3                   | 133.5                                  | 229.9                 | 128.4                                    | 162.1         | 129.3                         | 395.1             | 166.4          | 205.5          | 64.0                                     | 135.3              |
| May    |        | 256.4                   | 53.4                   | 203.3                                  | 211.7                 | 130.9                                    | 191.9         | 74.3                          | 313.8             | 179.0          | 196.5          | 75.9                                     | 174.2              |
| June   |        | 268.5                   | 45.5                   | 135.9                                  | 186.0                 | 127.5                                    | 160.1         | 161.2                         | 286.2             | 158.7          | 182.6          | 73.6                                     | 143.6              |
| July   |        | 278.4                   | 68.1                   | 200.5                                  | 206.8                 | 133.3                                    | 189.9         | 293.7                         | 338.0             | 200.0          | 232.3          | 93.2                                     | 166.2              |
| Aug.   |        | 295.1                   | 50.0                   | 199.1                                  | 232.1                 | 147.3                                    | 144.1         | 87.0                          | 354.9             | 150.5          | 182.9          | 66.1                                     | 139.9              |
| Sep.   |        | 275.0                   | 72.8                   | 247.0                                  | 211.3                 | 136.2                                    | 159.5         | 203.5                         | 376.8             | 225.2          | 247.0          | 136.9                                    | 122.6              |
| Oct.   |        | 267.2                   | 79.6                   | 265.3                                  | 217.7                 | 109.2                                    | 206.5         | 204.8                         | 366.1             | 171.3          | 212.5          | 153.4                                    | 107.1              |
| Nov.   |        | 245.3                   | 83.2                   | 235.1                                  | 194.2                 | 153.1                                    | 146.8         | 48.1                          | 308.5             | 113.5          | 146.7          | 169.9                                    | 75.9               |
| Dec.   |        | 306.2                   | 75.8                   | 292.4                                  | 226.2                 | 191.5                                    | 144.0         | 87.9                          | 335.6             | 160.9          | 186.3          | 121.0                                    | 70.4               |
| Jan.   | 1986   | 321.9                   | 100.5                  | 212.5                                  | 210.9                 | 142.4                                    | 119.1         | 26.2                          | 239.7             | 173.9          | 170.6          | 229.2                                    | 88.5               |
| Feb.   |        | 281.4                   | 69.6                   | 235.4                                  | 183.8                 | 118.0                                    | 111.3         | 48.0                          | 165.5             | 119.4          | 121.7          | 171.2                                    | 85.9               |
| Mar.   |        | 277.3                   | 79.2                   | 256.2                                  | 222.7                 | 133.2                                    | 134.0         | 58.5                          | 328.4             | 189.6          | 201.1          | 180.4                                    | 73.4               |
| Apr.   |        | 267.0                   | 63.5                   | 160.8                                  | 220.3                 | 115.1                                    | 111.9         | 85.8                          | 298.2             | 213.8          | 212.3          | 161.0                                    | 133.8              |
| May    |        | 279.5                   | 65.0                   | 126.9                                  | 236.3                 | 111.1                                    | 140.7         | 101.4                         | 289.3             | 179.3          | 190.8          | 161.4                                    | 113.9              |
| June   |        | 291.3                   | 65.3                   | 123.0                                  | 230.0                 | 133.5                                    | 113.3         | 55.8                          | 278.8             | 122.4          | 145.5          | 126.9                                    | 114.5              |
| July   |        | 336.5                   | 73.1                   | 122.9                                  | 238.7                 | 138.1                                    | 113.0         | 56.1                          | 384.7             | 180.5          | 203.8          | 82.4                                     | 115.1              |
| Aug.   |        | 378.5                   | 57.1                   | 106.5                                  | 226.7                 | 126.9                                    | 110.7         | 48.7                          | 305.2             | 195.9          | 198.6          | 82.5                                     | 94.2               |
| Sep.   |        | 371.2                   | 63.7                   | 115.8                                  | 212.8                 | 158.1                                    | 105.1         | 24.5                          | 317.3             | 198.8          | 200.5          | 199.3                                    | 100.0              |
| Oct.   | **     | 352.7                   | 81.7                   | 169.3                                  | 222.6                 | 144.3                                    | 103.1         | 67.0                          | 314.6             | 214.8          | 213.9          | 228.8                                    | 68.8               |
| Nov.   |        | 343.1                   | 73.0                   | 198.7                                  | 224.9                 | 129.1                                    | 119.6         | 155.3                         | 261.7             | 121.3          | 149.9          | 233.9                                    | 67.4               |

Source: Central Bank of Jordan.

Note : Data for years before 1979 have been derived by linking the old index (1975=100) to the new index.

\* : The index has been revised to include potash, and fertilizers.

\*\* : Revised Figures.

(50) Construction Activity

(المساحة بالآلاف الأمتار المربعة)

| A) Solely Residential |               |                  |               |               |                    |               |                  |               |               | التقسيم           |
|-----------------------|---------------|------------------|---------------|---------------|--------------------|---------------|------------------|---------------|---------------|-------------------|
| (2) Area              |               |                  |               |               | (1) No. of permits |               |                  |               |               |                   |
| المجموع<br>Total      | أخرى<br>Other | الزرقاء<br>Zarqa | إربد<br>Irbid | عمان<br>Amman | المجموع<br>Total   | أخرى<br>Other | الزرقاء<br>Zarqa | إربد<br>Irbid | عمان<br>Amman |                   |
| 576.3                 | 168.5         | 77.9             | 55.3          | 274.6         | 4747               | 1968          | 516              | 695           | 1568          | ١٩٧٥              |
| 920.4                 | 322.3         | 118.1            | 21.0          | 459.0         | 6515               | 2978          | 844              | 224           | 2469          | ١٩٧٦              |
| 965.3                 | 305.3         | 130.4            | 90.6          | 439.0         | 7074               | 3185          | 818              | 1063          | 2008          | ١٩٧٧              |
| 1011.4                | 326.3         | 191.2            | 94.8          | 399.1         | 6627               | 2962          | 1118             | 858           | 1689          | ١٩٧٨              |
| 1514.5                | 396.2         | 205.9            | 165.4         | 747.0         | 7410               | 3177          | 1199             | 780           | 2254          | ١٩٧٩              |
| 1671.7                | 372.7         | 217.0            | 180.6         | 901.4         | 6594               | 2517          | 1095             | 840           | 2142          | ١٩٨٠              |
| 2163.2                | 968.7         | 228.7            | 121.0         | 844.8         | 6432               | 3046          | 883              | 799           | 1704          | ١٩٨١              |
| 2369.8                | 1323.6        | 180.2            | 158.7         | 707.3         | 6135               | 2863          | 735              | 744           | 1793          | ١٩٨٢              |
| 2378.1                | 1468.5        | 180.8            | 221.5         | 507.3         | 6115               | 3464          | 630              | 829           | 1192          | ١٩٨٣              |
| 2591.5                | 1525.9        | 119.0            | 228.5         | 718.1         | 6638               | 3316          | 431              | 726           | 2165          | ١٩٨٤              |
| 1782.7                | 794.2         | 98.4             | 149.2         | 740.9         | 6066               | 2321          | 419              | 720           | 2606          | ١٩٨٥              |
| 225.8                 | 138.0         | 6.7              | 22.1          | 59.0          | 525                | 231           | 24               | 61            | 209           | ١٩٨٤ أيلول        |
| 252.1                 | 205.2         | 10.0             | 20.0          | 16.9          | 661                | 375           | 42               | 58            | 186           | تشرين الأول       |
| 146.4                 | 50.9          | 8.2              | 15.9          | 71.4          | 419                | 127           | 35               | 59            | 198           | تشرين الثاني      |
| 201.5                 | 108.5         | 6.7              | 30.5          | 55.8          | 511                | 237           | 28               | 89            | 157           | كانون الأول       |
| 125.1                 | 35.6          | 7.1              | 13.0          | 69.4          | 342                | 55            | 31               | 45            | 211           | كانون الثاني ١٩٨٥ |
| 99.9                  | 40.6          | 5.0              | 3.6           | 50.7          | 272                | 43            | 24               | 24            | 181           | شباط              |
| 139.0                 | 48.2          | 8.5              | 17.8          | 64.5          | 438                | 107           | 35               | 64            | 232           | آذار              |
| 150.1                 | 64.6          | 6.5              | 13.3          | 65.7          | 465                | 168           | 28               | 66            | 203           | نيسان             |
| 158.2                 | 85.3          | 3.3              | 13.7          | 55.9          | 489                | 229           | 19               | 47            | 194           | أيار              |
| 145.6                 | 64.9          | 11.5             | 10.2          | 59.0          | 496                | 254           | 41               | 50            | 151           | حزيران            |
| 198.4                 | 102.4         | 15.8             | 16.2          | 64.0          | 715                | 268           | 66               | 88            | 293           | تموز              |
| 144.5                 | 57.6          | 9.7              | 16.2          | 61.0          | 549                | 214           | 45               | 86            | 204           | آب                |
| 145.4                 | 43.5          | 12.5             | 14.1          | 75.3          | 679                | 295           | 54               | 80            | 250           | أيلول             |
| 174.2                 | 86.6          | 7.4              | 13.7          | 66.5          | 609                | 295           | 29               | 74            | 211           | تشرين الأول       |
| 116.7                 | 48.2          | 5.1              | 4.3           | 59.1          | 437                | 178           | 16               | 33            | 210           | تشرين الثاني      |
| 185.6                 | 116.7         | 6.0              | 13.1          | 49.8          | 575                | 215           | 31               | 63            | 266           | كانون الأول       |
| 85.9                  | 32.5          | 4.1              | 5.7           | 43.6          | 298                | 29            | 24               | 29            | 216           | كانون الثاني ١٩٨٦ |
| 117.4                 | 38.9          | 2.1              | 9.4           | 67.0          | 389                | 75            | 21               | 63            | 230           | شباط              |
| 135.8                 | 38.5          | 9.0              | 12.1          | 76.2          | 499                | 87            | 40               | 75            | 297           | آذار              |
| 152.4                 | 95.7          | 5.9              | 8.4           | 42.4          | 487                | 198           | 34               | 55            | 200           | نيسان             |
| 94.2                  | 32.1          | 7.0              | 13.9          | 41.2          | 432                | 94            | 25               | 70            | 243           | أيار              |
| 147.4                 | 106.0         | 7.3              | 8.1           | 26.0          | 579                | 362           | 45               | 61            | 111           | حزيران            |
| 185.0                 | 87.8          | 15.3             | 19.6          | 62.3          | 764                | 205           | 67               | 128           | 364           | تموز              |
| 140.1                 | 78.7          | 4.9              | 14.2          | 42.3          | 565                | 279           | 30               | 85            | 171           | آب                |
| 227.9                 | 153.0         | 15.5             | 9.3           | 50.1          | 612                | 139           | 61               | 54            | 358           | أيلول             |
| 142.2                 | 56.3          | 7.1              | 9.3           | 69.5          | 562                | 202           | 35               | 52            | 273           | تشرين الأول       |
| 149.3                 | 57.3          | 8.5              | 16.9          | 66.6          | 456                | 134           | 21               | 45            | 256           | تشرين الثاني      |

المصادر

- إدارة العاصمة وبلديات إربد والزرقاء
- نقابة المهندسين
- دائرة الإحصاءات العامة

## (٥٠) نشاط البناء (تابع)

## (50) Construction Activity (Continued)

(Area in thousands of M<sup>2</sup>)

| Period    | المجموع العام (أ + ب)<br>Grand total (A+B) |                                   | ب) ائنة المسكن ولاغرافرا خ<br>B) Residential & Other |               |                 |               |               |                                   |               |                 |               |               |
|-----------|--|-----------------------------------|--|---------------|-----------------|---------------|---------------|-----------------------------------|---------------|-----------------|---------------|---------------|
|           | ٢) المساحة<br>2) Area                      | ١) عدد الرخص<br>1) No. of permits | ٢) المساحة<br>2) Area                                |               |                 |               |               | ١) عدد الرخص<br>1) No. of Permits |               |                 |               |               |
|           |  |                                   | المجموع<br>Total                                     | اخرى<br>Other | الزرقا<br>Zarqa | اربد<br>Irbid | عمان<br>Amman | المجموع<br>Total                  | اخرى<br>Other | الزرقا<br>Zarqa | اربد<br>Irbid | عمان<br>Amman |
| 1975      | 687.2                                      | 5375                              | 110.9  | 40.1          | 22.3            | 4.7           | 43.8          | 628                               | 258           | 131             | 46            | 193           |
| 1976      | 1069.4                                     | 7081                              | 149.0  | 46.0          | 16.4            | 3.8           | 82.8          | 566                               | 196           | 115             | 20            | 235           |
| 1977      | 1138.5                                     | 7775                              | 173.2  | 26.4          | 55.4            | 9.4           | 82.0          | 701                               | 341           | 127             | 57            | 176           |
| 1978      | 1206.5                                     | 7411                              | 195.1  | 78.6          | 34.4            | 11.8          | 70.3          | 784                               | 347           | 164             | 101           | 172           |
| 1979      | 1734.1                                     | 8397                              | 219.6  | 73.6          | 39.9            | 4.4           | 101.7         | 987                               | 162           | 220             | 387           | 218           |
| 1980      | 1949.4                                     | 7580                              | 277.7  | 60.1          | 31.9            | 31.1          | 154.6         | 986                               | 141           | 164             | 500           | 181           |
| 1981      | 2472.7                                     | 7576                              | 309.5  | 138.6         | 49.1            | 13.0          | 108.8         | 1144                              | 542           | 134             | 318           | 150           |
| 1982      | 3122.5                                     | 6917                              | 752.7  | 545.4         | 30.9            | 36.8          | 139.6         | 782                               | 366           | 110             | 114           | 192           |
| 1983      | 3010.4                                     | 6760                              | 632.3  | 428.7         | 18.8            | 72.9          | 111.9         | 645                               | 268           | 89              | 159           | 129           |
| 1984      | 2945.1                                     | 7201                              | 353.6  | 164.0         | 33.6            | 32.0          | 124.0         | 563                               | 153           | 106             | 75            | 229           |
| 1985      | 2210.4                                     | 6778                              | 427.7  | 213.9         | 37.0            | 19.6          | 157.2         | 712                               | 300           | 83              | 94            | 235           |
| Sep. 1984 | 255.7                                      | 580                               | 29.9   | 10.3          | 0.7             | 4.1           | 14.8          | 55                                | 17            | 5               | 10            | 23            |
| Oct.      | 309.0                                      | 722                               | 56.9   | 44.5          | 5.1             | 4.3           | 3.0           | 61                                | 30            | 13              | 7             | 11            |
| Nov.      | 180.7                                      | 467                               | 34.3   | 18.5          | 2.0             | 0.2           | 13.6          | 48                                | 23            | 5               | 1             | 19            |
| Dec.      | 260.6                                      | 584                               | 59.1   | 35.9          | 4.1             | 5.4           | 13.7          | 73                                | 30            | 8               | 13            | 22            |
| Jan. 1985 | 142.4                                      | 395                               | 17.3   | 2.6           | 3.5             | 1.6           | 9.6           | 53                                | 10            | 12              | 9             | 22            |
| Feb.      | 165.6                                      | 321                               | 65.7   | 46.6          | 0.9             | 3.5           | 14.7          | 49                                | 10            | 6               | 7             | 26            |
| Mar.      | 172.6                                      | 500                               | 33.6   | 11.7          | 3.7             | 3.0           | 15.2          | 62                                | 15            | 7               | 16            | 24            |
| Apr.      | 176.1                                      | 514                               | 26.0   | 11.2          | 1.6             | 1.4           | 11.8          | 49                                | 18            | 4               | 7             | 20            |
| May       | 185.1                                      | 543                               | 26.9   | 14.5          | 1.7             | 0.9           | 9.8           | 54                                | 25            | 5               | 6             | 18            |
| June      | 165.2                                      | 560                               | 19.6   | 7.9           | 1.7             | 0.7           | 9.3           | 64                                | 33            | 8               | 3             | 20            |
| July      | 227.8                                      | 793                               | 29.4   | 18.4          | 4.1             | 0.8           | 6.1           | 78                                | 43            | 10              | 6             | 19            |
| Aug.      | 191.1                                      | 608                               | 46.6   | 30.6          | 1.5             | 2.0           | 12.5          | 59                                | 23            | 7               | 9             | 20            |
| Sep.      | 207.0                                      | 739                               | 61.6   | 7.7           | 15.1            | 1.9           | 36.9          | 60                                | 26            | 12              | 6             | 16            |
| Oct.      | 215.8                                      | 681                               | 41.6   | 22.7          | 0.5             | 1.7           | 16.7          | 72                                | 43            | 2               | 9             | 18            |
| Nov.      | 127.6                                      | 475                               | 10.9   | 5.0           | -               | 0.7           | 5.2           | 38                                | 21            | -               | 4             | 13            |
| Dec.      | 234.1                                      | 649                               | 48.5   | 35.0          | 2.7             | 1.4           | 9.4           | 74                                | 33            | 10              | 12            | 19            |
| Jan. 1986 | 405.8                                      | 336                               | 19.9   | 13.8          | 0.5             | 1.1           | 4.5           | 38                                | 14            | 4               | 5             | 15            |
| Feb.      | 143.3                                      | 433                               | 25.9   | 10.7          | 3.6             | 0.6           | 11.0          | 44                                | 12            | 8               | 4             | 20            |
| Mar.      | 167.1                                      | 567                               | 31.3   | 21.6          | 0.4             | 0.6           | 8.7           | 68                                | 37            | 4               | 2             | 25            |
| Apr.      | 211.4                                      | 553                               | 59.0   | 11.9          | 7.1             | 6.4           | 33.6          | 66                                | 29            | 13              | 5             | 19            |
| May       | 115.9                                      | 491                               | 21.7   | 13.4          | 2.2             | 0.2           | 5.9           | 59                                | 32            | 6               | 3             | 18            |
| June      | 187.2                                      | 655                               | 39.8   | 31.7          | 0.1             | 1.1           | 6.9           | 76                                | 62            | 1               | 3             | 10            |
| July.     | 234.9                                      | 864                               | 49.9   | 35.6          | 2.6             | 2.2           | 9.5           | 100                               | 63            | 8               | 8             | 21            |
| Aug.      | 177.8                                      | 639                               | 37.7   | 24.1          | 0.5             | 1.1           | 12.0          | 74                                | 54            | 4               | 7             | 9             |
| Sep.      | 287.4                                      | 691                               | 59.5   | 46.9          | 1.0             | 1.4           | 10.2          | 79                                | 52            | 5               | 6             | 16            |
| Oct.      | 179.3                                      | 635                               | 37.1   | 23.3          | 1.6             | 0.4           | 11.8          | 73                                | 50            | 9               | 3             | 11            |
| Nov.      | 188.3                                      | 515                               | 39.0   | 11.9          | 0.5             | -             | 26.6          | 59                                | 15            | 4               | -             | 40            |

Sources:

- Municipalities of Amman, Irbid and Zarqa .
- Association of Jordan Engineers.
- Department of Statistics.

(٥١) الأرقام القياسية لتكاليف المعيشة

(51) Cost of Living Index

(1980 = 100)

| العلايش والأحذية |         | المواد الغذائية     |                              |  |            |         |                    |                     |         | جميع المواد | الأهمية<br>الفترة |              |
|------------------|---------|---------------------|------------------------------|--|------------|---------|--------------------|---------------------|---------|-------------|-------------------|--------------|
| العلايش          | عام     | المشروبات<br>والتبغ | المواد<br>الغذائية<br>الأخرى | منتجات<br>الالبان والبيض<br>Dairy<br>Product<br>& eggs | الخضار     | الفواكه | اللحوم<br>والأسماك | الحبوب<br>ومنتجاتها | عام     |             |                   | All items    |
| Clothing         | General | Drinks &<br>tobacco | Other<br>Foods               | Dairy<br>Product<br>& eggs                             | Vegetables | Fruits  | Meats<br>& fish    | Cereals &<br>bakery | General | All items   |                   |              |
| (5.53)           | 6.56    | 1.00                | (7.71)                       | (8.95)   | (5.46)     | (2.64)  | (11.96)            | (5.50)              | 42.22   | 100.00      |                   |              |
| 53.1             | 52.3    | 74.2                | 69.1                         | 61.7   | 56.7       | 55.7    | 62.2               | 70.0                | 62.8    | 57.7        | ١٩٧٥              |              |
| 57.1             | 56.3    | 78.5                | 78.3                         | 77.9   | 65.5       | 66.7    | 68.8               | 74.0                | 72.0    | 64.3        | ١٩٧٦              |              |
| 73.1             | 72.8    | 83.1                | 94.5                         | 83.3   | 81.1       | 77.2    | 79.8               | 76.3                | 82.2    | 73.7        | ١٩٧٧              |              |
| 76.1             | 76.4    | 86.6                | 90.2                         | 89.1   | 84.7       | 90.6    | 82.1               | 76.8                | 85.2    | 78.9        | ١٩٧٨              |              |
| 94.6             | 94.4    | 93.1                | 89.2                         | 91.9   | 93.6       | 92.2    | 90.2               | 84.6                | 90.2    | 90.0        | ١٩٧٩              |              |
| 100.0            | 100.0   | 100.0               | 100.0                        | 100.0  | 100.0      | 100.0   | 100.0              | 100.0               | 100.0   | 100.0       | ١٩٨٠              |              |
| 126.7            | 126.3   | 109.9               | 120.0                        | 103.8  | 102.1      | 89.2    | 111.2              | 102.4               | 108.1   | 107.7       | ١٩٨١              |              |
| 134.2            | 133.3   | 128.4               | 126.8                        | 108.6  | 110.9      | 107.8   | 115.2              | 102.2               | 113.2   | 115.7       | ١٩٨٢              |              |
| 136.3            | 138.0   | 165.6               | 132.6                        | 109.5  | 117.8      | 100.4   | 119.6              | 101.6               | 116.1   | 121.5       | ١٩٨٣              |              |
| 136.2            | 138.7   | 172.0               | 139.3                        | 115.6  | 109.7      | 106.5   | 121.2              | 101.5               | 118.4   | 126.2       | ١٩٨٤              |              |
| 135.5            | 138.5   | 196.8               | 141.4                        | 127.7  | 103.4      | 107.1   | 124.5              | 98.4                | 121.0   | 130.0       | ١٩٨٥              |              |
| 135.5            | 138.2   | 172.3               | 139.6                        | 115.7  | 107.5      | 99.0    | 122.0              | 101.6               | 117.9   | 126.1       | ١٩٨٤              | أيلول        |
| 136.5            | 139.3   | 172.4               | 140.9                        | 116.4  | 107.3      | 88.8    | 125.4              | 101.6               | 118.6   | 128.5       |                   | تشرين الأول  |
| 137.0            | 139.7   | 172.4               | 140.4                        | 117.6  | 114.7      | 78.0    | 124.9              | 101.6               | 118.9   | 128.9       |                   | تشرين الثاني |
| 135.9            | 138.8   | 172.4               | 140.4                        | 117.6  | 152.8      | 87.1    | 124.9              | 101.6               | 124.4   | 131.4       |                   | كانون الأول  |
| 136.2            | 139.1   | 196.8               | 140.0                        | 127.5  | 122.2      | 89.9    | 122.7              | 98.4                | 121.6   | 130.3       | ١٩٨٥              | كانون الثاني |
| 136.3            | 139.1   | 196.8               | 140.6                        | 127.5  | 100.1      | 97.0    | 122.7              | 98.4                | 119.3   | 129.2       |                   | شباط         |
| 136.3            | 139.1   | 196.8               | 140.8                        | 127.5  | 93.0       | 93.3    | 122.8              | 98.4                | 118.2   | 128.8       |                   | آذار         |
| 136.8            | 139.6   | 196.8               | 140.7                        | 127.5  | 91.3       | 100.2   | 123.5              | 98.4                | 118.6   | 129.0       |                   | نيسان        |
| 136.8            | 139.6   | 196.8               | 140.6                        | 127.5  | 89.1       | 122.6   | 123.5              | 98.4                | 119.7   | 129.5       |                   | آيار         |
| 136.1            | 139.0   | 196.8               | 141.1                        | 127.5  | 69.6       | 120.1   | 123.5              | 98.4                | 117.1   | 127.7       |                   | حزيران       |
| 134.5            | 137.6   | 196.8               | 140.8                        | 127.4  | 82.6       | 110.3   | 123.5              | 98.4                | 118.1   | 128.0       |                   | تموز         |
| 134.5            | 137.6   | 196.8               | 142.4                        | 127.9  | 101.7      | 112.5   | 123.5              | 98.4                | 121.1   | 129.4       |                   | آب           |
| 134.7            | 137.7   | 196.8               | 142.4                        | 127.9  | 116.1      | 115.8   | 127.1              | 98.4                | 124.2   | 131.7       |                   | أيلول        |
| 134.7            | 137.7   | 196.8               | 142.3                        | 127.9  | 138.7      | 114.2   | 127.1              | 98.4                | 127.0   | 132.9       |                   | تشرين الأول  |
| 134.6            | 137.7   | 196.8               | 142.4                        | 127.9  | 120.5      | 100.4   | 127.1              | 98.4                | 123.8   | 131.5       |                   | تشرين الثاني |
| 134.6            | 137.7   | 196.8               | 142.8                        | 128.3  | 115.9      | 108.5   | 126.5              | 98.4                | 123.7   | 131.4       |                   | كانون الأول  |
| 132.1            | 135.3   | 196.8               | 146.8                        | 128.3  | 113.0      | 101.1   | 126.5              | 98.4                | 123.6   | 131.2       | ١٩٨٦              | كانون الثاني |
| 132.1            | 135.3   | 196.8               | 142.4                        | 128.3  | 114.6      | 99.5    | 126.5              | 98.4                | 122.9   | 131.1       |                   | شباط         |
| 120.1            | 122.9   | 197.5               | 142.5                        | 133.5  | 86.7       | 104.5   | 121.5              | 98.3                | 119.3   | 128.3       |                   | آذار         |
| 119.1            | 122.0   | 197.5               | 142.6                        | 133.5  | 89.1       | 136.0   | 121.2              | 98.3                | 121.5   | 129.2       |                   | نيسان        |
| 119.1            | 122.0   | 197.5               | 142.2                        | 131.9  | 85.1       | 106.1   | 121.2              | 98.3                | 118.7   | 128.0       |                   | آيار         |
| 119.1            | 122.0   | 197.5               | 142.6                        | 131.9  | 37.5       | 108.4   | 120.5              | 98.3                | 117.2   | 126.9       |                   | حزيران       |
| 119.6            | 122.4   | 197.5               | 142.3                        | 131.7  | 82.5       | 98.8    | 120.5              | 98.3                | 117.7   | 127.1       |                   | تموز         |
| 119.6            | 122.4   | 197.5               | 142.6                        | 131.7  | 91.3       | 107.1   | 120.5              | 98.3                | 119.4   | 127.8       |                   | آب           |
| 120.5            | 123.1   | 197.5               | 141.7                        | 133.4  | 105.1      | 94.5    | 120.5              | 98.3                | 120.6   | 128.9       |                   | أيلول        |
| 121.5            | 123.9   | 197.5               | 141.9                        | 133.4  | 126.0      | 114.7   | 120.5              | 98.3                | 124.6   | 130.7       |                   | تشرين الأول  |
| 122.0            | 124.8   | 197.5               | 141.5                        | 133.4  | 141.0      | 112.8   | 118.2              | 98.3                | 125.7   | 131.3       |                   | تشرين الثاني |

المصدر : دائرة الإحصاءات العامة .  
ملاحظة : أرقام السنوات قبل عام ١٩٨٠ تم اشتقاقها من بط الرقم  
القياسي القديم (١٩٧٥=١٠٠) بالرقم القياسي الجديد .

## (٥١) الأرقام القياسية لتكاليف المعيشة (تابع)

## (51) Cost of Living Index (Continued)

(1980 = 100)

|           | Other goods & services |                      |                                  |                                |                         |                | السكن والخدمات الاخرى |   |                  |                | Clothing & footwear |
|-----------|------------------------|----------------------|----------------------------------|--------------------------------|-------------------------|----------------|-----------------------|---|------------------|----------------|---------------------|
|           | اخرى<br>Other          | التعليم<br>Education | العناية الشخصية<br>Personal Care | العناية الطبية<br>Medical Care | النقل<br>Transportation | عام<br>General | اخرى<br>Other         | المحروقات والنفقات<br>Fuels & utilities | الاجارات<br>Rent | عام<br>General |                     |
| Weight    | (3.98)                 | (5.40)               | (2.87)                           | (1.77)                         | (1.16)                  | 15.18          | (14.45)               | (6.55)                                  | (14.04)          | 35.04          | (1.03)              |
| 1975      | 42.2                   | 48.1                 | 48.5                             | 54.8                           | 40.1                    | 46.8           | 59.9                  | 50.5                                    | 57.3             | 57.1           | 47.4                |
| 1976      | 49.4                   | 50.4                 | 59.5                             | 58.6                           | 46.4                    | 52.5           | 64.0                  | 53.9                                    | 61.0             | 60.9           | 51.0                |
| 1977      | 37.8                   | 77.0                 | 62.6                             | 79.2                           | 50.0                    | 62.2           | 70.5                  | 54.1                                    | 65.7             | 65.5           | 71.6                |
| 1978      | 48.9                   | 86.6                 | 70.5                             | 85.3                           | 60.3                    | 71.5           | 77.2                  | 58.2                                    | 73.8             | 72.3           | 78.4                |
| 1979      | 67.6                   | 91.1                 | 90.4                             | 88.8                           | 75.0                    | 83.3           | 94.6                  | 80.2                                    | 97.1             | 92.9           | 93.1                |
| 1980      | 100.0                  | 100.0                | 100.0                            | 100.0                          | 100.0                   | 100.0          | 100.0                 | 100.0                                   | 100.0            | 100.0          | 100.0               |
| 1981      | 102.8                  | 105.6                | 122.0                            | 107.9                          | 124.8                   | 109.7          | 98.2                  | 111.4                                   | 103.8            | 102.9          | 124.1               |
| 1982      | 127.9                  | 121.0                | 129.5                            | 108.4                          | 136.0                   | 124.1          | 106.9                 | 120.2                                   | 111.2            | 111.1          | 128.9               |
| 1983      | 135.6                  | 133.5                | 126.5                            | 113.5                          | 145.4                   | 131.3          | 117.5                 | 123.6                                   | 123.2            | 120.9          | 147.2               |
| 1984      | 144.1                  | 147.6                | 130.9                            | 116.1                          | 152.0                   | 140.2          | 125.9                 | 123.9                                   | 130.4            | 127.3          | 152.1               |
| 1985      | 152.0                  | 160.8                | 134.6                            | 115.6                          | 154.9                   | 147.8          | 126.4                 | 128.5                                   | 138.1            | 131.5          | 153.8               |
| Sep. 1984 | 148.9                  | 156.1                | 130.3                            | 116.2                          | 154.9                   | 144.6          | 125.9                 | 123.6                                   | 127.0            | 125.9          | 152.7               |
| Oct.      | 148.9                  | 156.1                | 130.3                            | 116.2                          | 154.9                   | 144.6          | 126.4                 | 123.6                                   | 140.7            | 131.6          | 154.0               |
| Nov.      | 150.3                  | 156.5                | 134.6                            | 116.2                          | 154.9                   | 145.9          | 126.4                 | 123.6                                   | 140.7            | 131.6          | 154.0               |
| Dec.      | 150.3                  | 156.5                | 134.6                            | 116.2                          | 154.9                   | 145.9          | 126.5                 | 127.1                                   | 140.7            | 132.3          | 154.0               |
| Jan. 1985 | 150.3                  | 156.5                | 134.6                            | 116.0                          | 154.9                   | 145.9          | 126.1                 | 128.5                                   | 140.7            | 132.4          | 154.0               |
| Feb.      | 150.3                  | 156.5                | 134.6                            | 116.0                          | 154.9                   | 145.9          | 126.1                 | 128.5                                   | 140.7            | 132.4          | 154.0               |
| Mar.      | 150.3                  | 156.5                | 134.6                            | 116.0                          | 154.9                   | 145.9          | 126.1                 | 128.5                                   | 140.7            | 132.4          | 154.0               |
| Apr.      | 150.3                  | 156.5                | 134.6                            | 116.0                          | 154.9                   | 145.9          | 126.1                 | 128.5                                   | 140.7            | 132.4          | 154.0               |
| May       | 150.3                  | 156.5                | 134.6                            | 116.0                          | 154.9                   | 145.9          | 126.1                 | 128.5                                   | 140.7            | 132.4          | 154.0               |
| June      | 150.3                  | 156.5                | 134.6                            | 116.0                          | 154.9                   | 145.9          | 126.1                 | 128.5                                   | 136.2            | 130.6          | 154.0               |
| July      | 149.9                  | 156.5                | 134.6                            | 115.2                          | 154.9                   | 145.7          | 126.6                 | 128.5                                   | 136.2            | 130.8          | 153.6               |
| Aug.      | 149.9                  | 156.5                | 134.6                            | 115.2                          | 154.9                   | 145.7          | 126.6                 | 128.5                                   | 136.2            | 130.8          | 153.6               |
| Sep.      | 155.6                  | 169.5                | 134.6                            | 115.2                          | 154.9                   | 151.8          | 126.6                 | 128.5                                   | 136.2            | 130.8          | 153.6               |
| Oct.      | 155.6                  | 169.5                | 134.6                            | 115.2                          | 154.9                   | 151.8          | 126.8                 | 128.5                                   | 136.2            | 130.9          | 153.6               |
| Nov.      | 155.6                  | 169.5                | 134.6                            | 115.2                          | 154.9                   | 151.8          | 126.8                 | 128.5                                   | 136.2            | 130.9          | 153.6               |
| Dec.      | 155.6                  | 169.5                | 134.6                            | 115.2                          | 154.9                   | 151.8          | 126.8                 | 128.5                                   | 136.2            | 130.9          | 153.6               |
| Jan. 1986 | 155.6                  | 169.5                | 134.6                            | 115.2                          | 154.9                   | 151.8          | 126.6                 | 128.5                                   | 136.2            | 130.8          | 152.0               |
| Feb.      | 155.6                  | 169.5                | 134.6                            | 115.2                          | 154.9                   | 151.8          | 127.8                 | 128.5                                   | 136.2            | 131.3          | 152.0               |
| Mar.      | 156.4                  | 169.5                | 136.5                            | 117.2                          | 154.9                   | 152.6          | 124.7                 | 128.5                                   | 136.2            | 130.0          | 137.4               |
| Apr.      | 156.4                  | 169.5                | 136.5                            | 117.3                          | 154.9                   | 152.6          | 124.7                 | 128.5                                   | 136.2            | 130.0          | 137.4               |
| May       | 156.4                  | 169.5                | 136.5                            | 117.3                          | 154.9                   | 152.6          | 124.7                 | 128.5                                   | 136.2            | 130.0          | 137.4               |
| June      | 156.4                  | 169.5                | 136.5                            | 117.3                          | 154.9                   | 152.6          | 124.7                 | 122.2                                   | 135.4            | 128.5          | 137.4               |
| July      | 154.4                  | 169.5                | 136.5                            | 117.3                          | 154.9                   | 152.6          | 124.7                 | 122.2                                   | 135.4            | 128.5          | 137.4               |
| Aug.      | 156.5                  | 169.5                | 136.5                            | 117.7                          | 154.9                   | 152.7          | 124.7                 | 122.2                                   | 135.4            | 128.5          | 136.9               |
| Sep.      | 159.5                  | 176.2                | 136.5                            | 117.9                          | 154.9                   | 155.9          | 124.7                 | 122.2                                   | 135.4            | 128.5          | 136.9               |
| Oct.      | 159.5                  | 176.2                | 136.5                            | 117.9                          | 154.9                   | 155.9          | 124.7                 | 122.2                                   | 135.4            | 128.5          | 136.9               |
| Nov.      | 159.5                  | 176.2                | 136.5                            | 117.9                          | 154.9                   | 155.9          | 124.9                 | 122.2                                   | 135.4            | 128.6          | 139.2               |

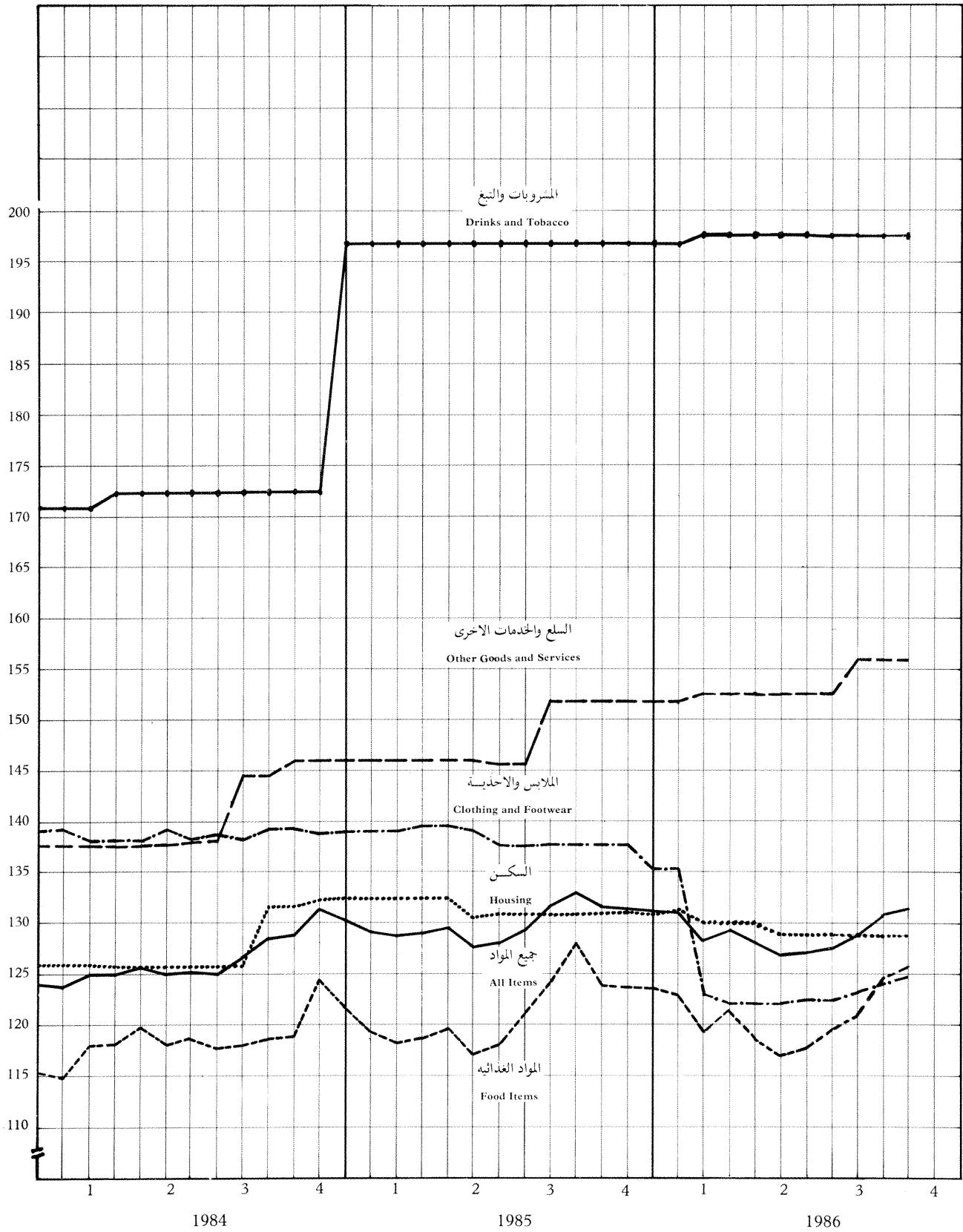
Source: Department of Statistics.

Note : Data for years before 1980 have been derived by linking the old index (1975=100) to the new one.

(٨) الرقم القياسي لتكاليف المعيشة

(8) Cost of Living Index.

1980 = 100



(٥٢) الأرقام القياسية لأسعار الأسهم المتداولة

(52) Traded Shares Price Indices

(1978 = 100)

| الرقم القياسي العام | شركات الخدمات     | شركات الطاقة الكهربائية | شركات المناجم والتعدين             | شركات التأمين       | البنوك والشركات المالية          | الفترة                 |
|---------------------|-------------------|-------------------------|------------------------------------|---------------------|----------------------------------|------------------------|
| General index       | Service companies | Electricity companies   | Manufacturing and mining companies | Insurance companies | Banks and financial institutions | Period                 |
| 100.0               | 100.0             | 100.0                   | 100.0                              | 100.0               | 100.0                            | 1978                   |
| 124.2               | 105.8             | 104.7                   | 111.1                              | 159.0               | 131.1                            | 1979                   |
| 156.3               | 156.2             | 145.7                   | 155.0                              | 143.8               | 160.2                            | 1980                   |
| 173.1               | 149.3             | 151.7                   | 171.3                              | 243.9               | 189.5                            | 1981                   |
| 228.7               | 226.6             | 155.3                   | 174.9                              | 359.1               | 284.6                            | 1982                   |
| 172.5               | 130.0             | 119.0                   | 121.2                              | 214.3               | 184.7                            | 1983                   |
| 118.1               | 86.0              | 109.9                   | 98.3                               | 95.3                | 133.6                            | 1984                   |
| 110.1               | 70.9              | 110.0                   | 85.1                               | 138.3               | 112.0                            | 1985                   |
| 106.4               | 84.0              | 114.6                   | 90.0                               | 86.3                | 120.7                            | Sep. 1984 أيلول        |
| 98.3                | 75.2              | 115.5                   | 87.7                               | 87.1                | 110.7                            | Oct. تشرين الأول       |
| 85.9                | 87.7              | 115.9                   | 91.8                               | 111.2               | 79.1                             | Nov. تشرين الثاني      |
| 91.8                | 73.3              | 113.5                   | 87.2                               | 102.6               | 94.3                             | Dec. كانون الأول       |
| 88.5                | 51.5              | 103.4                   | 80.2                               | 124.0               | 90.7                             | Jan. 1985 كانون الثاني |
| 126.1               | 68.6              | 102.1                   | 83.6                               | 131.8               | 136.9                            | Feb. شباط              |
| 99.1                | 63.4              | 103.7                   | 85.4                               | 96.6                | 101.9                            | Mar. آذار              |
| 103.5               | 69.1              | 105.5                   | 83.4                               | 108.2               | 103.9                            | Apr. نيسان             |
| 104.3               | 77.6              | 105.6                   | 82.7                               | 147.6               | 108.1                            | May أيار               |
| 120.8               | 74.7              | 111.2                   | 95.9                               | 140.3               | 120.1                            | June حزيران            |
| 130.8               | 78.4              | 112.7                   | 107.9                              | 209.6               | 120.4                            | July تموز              |
| 134.7               | 62.0              | 112.0                   | 81.3                               | 146.7               | 136.3                            | Aug. آب                |
| 89.6                | 79.0              | 115.7                   | 76.7                               | 143.3               | 94.5                             | Sep. أيلول             |
| 137.0               | 86.1              | 116.2                   | 87.2                               | 143.8               | 140.8                            | Oct. تشرين الأول       |
| 99.1                | 76.4              | 115.9                   | 72.5                               | 99.9                | 107.0                            | Nov. تشرين الثاني      |
| 88.2                | 63.5              | 116.5                   | 83.3                               | 167.5               | 83.9                             | Dec. كانون الأول       |
| 107.7               | 70.0              | 107.0                   | 87.4                               | 130.4               | 102.4                            | Jan. 1986 كانون الثاني |
| 114.3               | 70.7              | 107.6                   | 91.3                               | 153.9               | 112.4                            | Feb. شباط              |
| 107.7               | 68.3              | 108.7                   | 85.3                               | 149.4               | 107.0                            | Mar. آذار              |
| 113.2               | 61.0              | 110.0                   | 84.2                               | 152.4               | 118.9                            | Apr. نيسان             |
| 109.2               | 57.4              | 109.2                   | 80.9                               | 164.9               | 111.6                            | May أيار               |
| 103.2               | 49.5              | 109.6                   | 83.9                               | 136.4               | 104.8                            | June حزيران            |
| 101.7               | 54.0              | 109.7                   | 78.7                               | 131.1               | 107.2                            | July تموز              |
| 98.4                | 53.2              | 107.5                   | 79.7                               | 134.2               | 98.0                             | Aug. آب                |
| 109.0               | 56.9              | 111.3                   | 83.7                               | 132.4               | 113.1                            | Sep. أيلول             |
| **104.3             | 50.8              | 114.0                   | **92.1                             | 153.4               | 95.5                             | Oct. تشرين الأول       |
| 101.6               | 49.6              | 115.2                   | 87.7                               | 168.6               | 98.6                             | Nov. تشرين الثاني      |

\* Weighted by the number of traded shares adjusted to 1 JD for each.

\* مرجح بعدد الأسهم المتداولة والمعدله بقيمة دينار لكل سهم

\*\* Revised

\*\* معدلة

(٥٣) الأرقام القياسية لاسعار الاسهم

(53) Share Price Indices

(1978 = 100)

| نسبة التغيير<br>% Change | الرقم القياسي العام<br>General index | شركات الخدمات<br>Service companies | شركات الطاقة<br>الكهربائية<br>Electricity companies | شركات الصناعة<br>والتعدين<br>Manufacturing<br>and mining<br>companies | شركات التأمين<br>Insurance companies | البنوك والشركات المالية<br>Banks and<br>financial<br>institutions | الفترة<br>Period          |
|--------------------------|--------------------------------------|------------------------------------|---|---|--------------------------------------|---|---------------------------|
| -                        | 100.0                                | 100.0                              | 100.0   | 100.0   | 100.0                                | 100.0   | 1978                      |
| 17.9                     | 117.9                                | 126.0                              | 103.6   | 110.6   | 134.6                                | 123.5   | 1979                      |
| 26.5                     | 149.2                                | 124.9                              | 144.6   | 145.6   | 137.3                                | 172.9   | 1980                      |
| 23.6                     | 184.4                                | 145.3                              | 155.1   | 165.0   | 223.3                                | 224.4   | 1981                      |
| 12.7                     | 207.8                                | 203.1                              | 159.9   | 165.4   | 283.3                                | 262.8   | 1982                      |
| -19.2                    | 168.0                                | 141.7                              | 122.7   | 125.6   | 181.9                                | 238.9   | 1983                      |
| -20.4                    | 133.7                                | 85.4                               | 112.4   | 106.9   | 111.4                                | 183.3   | 1984                      |
| -5.0                     | 127.0                                | 63.6                               | 111.2   | 100.8   | 96.6                                 | 178.4   | 1985                      |
| -1.9                     | 124.5                                | 68.8                               | 116.0   | 102.8   | 104.2                                | 164.6   | Sep. 1984<br>أيلول        |
| 1.3                      | 126.1                                | 69.0                               | 116.4   | 105.1   | 101.3                                | 164.2   | Oct.<br>تشرين الاول       |
| 1.9                      | 128.5                                | 74.2                               | 117.9   | 107.8   | 104.3                                | 168.8   | Nov.<br>تشرين الثاني      |
| -2.8                     | 124.9                                | 68.6                               | 114.3   | 105.5   | 107.6                                | 169.7   | Dec.<br>كانون الاول       |
| -5.6                     | 117.9                                | 65.5                               | 104.9   | 100.7   | 100.8                                | 156.8   | Jan. 1985<br>كانون الثاني |
| -0.4                     | 117.4                                | 64.4                               | 103.9   | 100.4   | 99.6                                 | 156.1   | Feb.<br>شباط              |
| -3.0                     | 113.9                                | 63.2                               | 104.3   | 94.9  | 94.4                                 | 154.1   | Mar.<br>آذار              |
| 6.2                      | 121.0                                | 65.8                               | 106.2   | 98.9  | 100.2                                | 165.5   | Apr.<br>نيسان             |
| -2.1                     | 118.5                                | 70.5                               | 106.7   | 101.3   | 88.9                                 | 158.1   | May<br>أيار               |
| 2.7                      | 121.7                                | 66.2                               | 111.6   | 103.9   | 91.6                                 | 163.1   | June<br>حزيران            |
| 9.3                      | 133.0                                | 61.8                               | 113.5   | 104.1   | 95.9                                 | 189.8   | July<br>تموز              |
| 5.1                      | 139.8                                | 62.2                               | 113.5   | 102.9   | 100.3                                | 206.3   | Aug.<br>آب                |
| 0.1                      | 139.9                                | 63.0                               | 116.6   | 102.3   | 101.7                                | 206.6   | Sep.<br>أيلول             |
| -2.3                     | 136.7                                | 59.5                               | 117.5   | 100.5   | 94.1                                 | 202.1   | Oct.<br>تشرين الاول       |
| -2.4                     | 133.4                                | 59.6                               | 118.2   | 99.9  | 94.8                                 | 194.6   | Nov.<br>تشرين الثاني      |
| -2.1                     | 130.6                                | 61.9                               | 118.1   | 99.9  | 97.3                                 | 187.4   | Dec.<br>كانون الاول       |
| -6.4                     | 122.2                                | 59.1                               | 109.3   | 96.5  | 105.5                                | 172.2   | Jan. 1986<br>كانون الثاني |
| 1.6                      | 124.2                                | 61.5                               | 112.9   | 98.6  | 115.5                                | 172.6   | Feb.<br>شباط              |
| -2.2                     | 121.5                                | 58.7                               | 115.0   | 95.2  | 112.1                                | 170.4   | Mar.<br>آذار              |
| 0.7                      | 122.3                                | 57.2                               | 116.1   | 93.3  | 109.3                                | 175.4   | Apr.<br>نيسان             |
| -1.8                     | 120.1                                | 50.6                               | 113.8   | 94.1  | 108.6                                | 170.4   | May<br>أيار               |
| -0.7                     | 119.3                                | 53.1                               | 115.9   | 93.5  | 105.2                                | 168.8   | June<br>حزيران            |
| -2.8                     | 116.0                                | 52.3                               | 114.2   | 92.5  | 100.8                                | 162.0   | July<br>تموز              |
| -2.0                     | 113.7                                | 51.6                               | 112.4   | 91.9  | 99.1                                 | 157.2   | Aug.<br>آب                |
| 2.5                      | 116.5                                | 52.7                               | 113.6   | 94.6  | 100.9                                | 160.9   | Sep.<br>أيلول             |
| 2.2                      | 119.1                                | 55.7                               | 116.4   | 96.6  | 99.3                                 | 164.8   | Oct.<br>تشرين الاول       |
| 0.0                      | 119.1                                | 45.8                               | 117.5   | 98.4  | 103.7                                | 164.1   | Nov.<br>تشرين الثاني      |

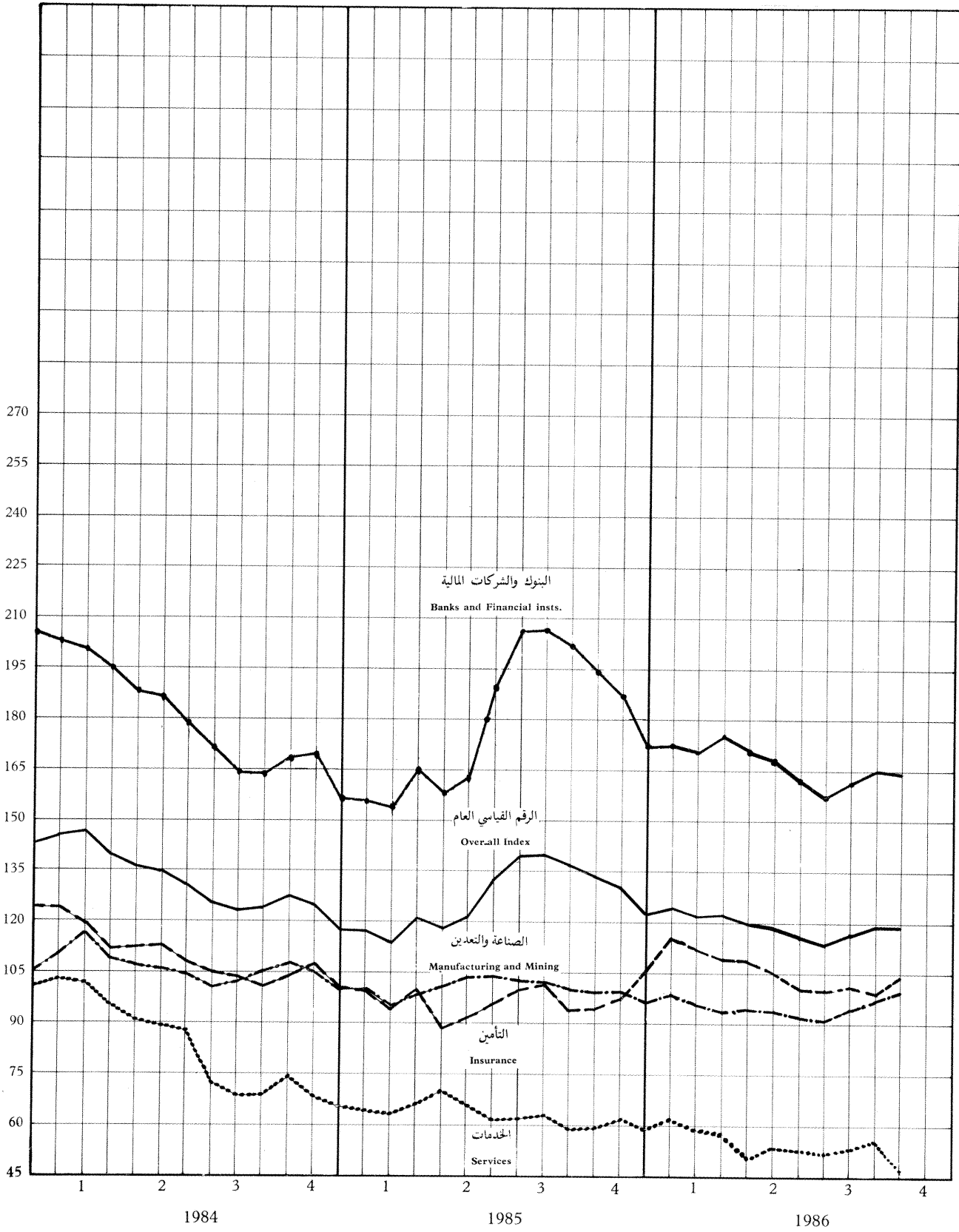
\* Weighted by subscribed capital.

\* مرجع برأى المال المكتتب به

(٩) الأرقام القياسية لأسعار الأسهم

(9) Share Price Indices.

(1978 = 100)



(54) Share Trading in Amman Financial Market  
 (٥٤) الاسهم المتداولة في سوق عمان المالي

| Insurance Companies<br>شركات التأمين |                      |                     | Banks and Financial Institutions |                            |               |  |                 | البنوك والشركات المالية |                          |                           | الفترة                                 |
|--------------------------------------|----------------------|---------------------|----------------------------------|----------------------------|---------------|--|-----------------|-------------------------|--------------------------|---------------------------|--|
| الارادية<br>الفرنسية<br>للتأمين      | التأمين العامة       | التأمين الاردنية    | البنك العربي<br>المحدود          | البنك الاهلي<br>الاردني    | بنك البتراء*  | المؤسسة<br>العالية العربية<br>(الاردن)       | بنك الاسكان     | بنك الاردن<br>والخليج   | البنك الاردني<br>الكويتي | البنك الاسلامي<br>الاردني |  |
| Jordan<br>French<br>Insurance        | General<br>Insurance | Jordan<br>Insurance | Arab<br>Bank Ltd.                | Jordan<br>National<br>Bank | Petra<br>Bank | Arab<br>finance<br>Corporation<br>( Jordan ) | Housing<br>Bank | Jordan and<br>Gulf Bank | Jordan<br>Kuwait Bank    | Jordan<br>Islamic<br>Bank |  |
| 1.000                                | 600                  | 1.100               | 22.000                           | 2,125                      | 3.000         | 2.125  | 12.000          | 6.000                   | 5.000                    | 4.000                     | رأس المال المكتتب به<br>(بالالف دينار) |
| 1                                    | 1                    | 1                   | 10                               | 1                          | 1             | 1  | 1               | 1                       | 1                        | 1                         | القيمة الاسمية للسهم<br>(دينار)        |
| حجم التداول بالالف دينار             |                      |                     |                                  |                            |               |  |                 |                         |                          |                           |  |
| 15.8                                 | 14.5                 | 55.0                | 551.2                            | 58.5                       | 254.1         | -  | 105.5           | 524.2                   | 98.4                     | -                         | ١٩٧٨                                   |
| 12.2                                 | 5.2                  | 394.7               | 1044.6                           | 169.4                      | 659.0         | 12.8   | 195.9           | 1886.8                  | 337.0                    | 542.0                     | ١٩٧٩                                   |
| 1.2                                  | 184.3                | 109.8               | 1470.8                           | 404.5                      | 304.7         | 370.9  | 491.2           | 5136.3                  | 1476.2                   | 4059.1                    | ١٩٨٠                                   |
| 1589.9                               | 885.3                | 1753.1              | 3771.3                           | 692.1                      | 662.4         | 1173.8                                       | 1668.6          | 6813.2                  | 2126.1                   | 3886.4                    | ١٩٨١                                   |
| 2891.0                               | 1207.8               | 1743.3              | 7823.6                           | 2446.5                     | 2964.6        | 3748.2                                       | 2698.8          | 10561.2                 | 4330.9                   | 6401.7                    | ١٩٨٢                                   |
| 966.4                                | 452.6                | 1511.0              | 7509.9                           | 7394.6                     | 8006.1        | 607.6  | 1320.0          | 9028.0                  | 3833.9                   | 7261.5                    | ١٩٨٣                                   |
| 327.7                                | 134.0                | 424.4               | 9287.3                           | 3551.1                     | 750.3         | 362.0  | 719.8           | 1820.2                  | 981.6                    | 6693.4                    | ١٩٨٤                                   |
| 990.4                                | 32.5                 | 871.7               | 23135.1                          | 5957.3                     | 1167.6        | 109.6  | 840.5           | 1762.6                  | 1223.9                   | 825.6                     | ١٩٨٥                                   |
| 10.1                                 | -                    | 14.9                | 826.9                            | 928.4                      | 124.4         | 3.0  | 20.3            | 173.0                   | 90.9                     | 26.8                      | ١٩٨٦ شباط                              |
| 47.6                                 | 3.3                  | 131.1               | 973.3                            | 358.6                      | 127.2         | 36.8   | 473.1           | 62.6                    | 109.5                    | 23.5                      | آذار                                   |
| 150.2                                | 1.1                  | 10.2                | 2761.6                           | 186.7                      | 133.3         | 11.8   | 25.2            | 14.7                    | 107.1                    | 29.4                      | نيسان                                  |
| 44.3                                 | -                    | 26.9                | 990.5                            | 260.7                      | 110.2         | 10.7   | 48.1            | 71.3                    | 60.2                     | 42.8                      | ايار                                   |
| 85.8                                 | 7.8                  | 1.7                 | 655.0                            | 179.0                      | 24.3          | 3.3  | 27.5            | 17.5                    | 77.2                     | 39.9                      | حزيران                                 |
| 142.2                                | 14.4                 | 16.6                | 672.9                            | 248.1                      | 18.1          | 4.2  | 22.0            | 15.1                    | 42.0                     | 27.0                      | تموز                                   |
| 40.9                                 | 6.9                  | 5.4                 | 894.4                            | 139.3                      | 40.5          | 17.8   | 38.5            | 7.3                     | 19.1                     | 18.9                      | آب                                     |
| 171.1                                | 10.6                 | 36.2                | 1413.1                           | 276.1                      | 7.8           | 1791.3                                       | 14.2            | 68.3                    | 130.2                    | 49.3                      | ايلول                                  |
| 149.5                                | -                    | 24.5                | 859.1                            | 193.0                      | 469.1         | -  | 133.1           | 36.3                    | 81.5                     | 18.4                      | تشرين الاول                            |
| 80.0                                 | 0.6                  | 205.1               | 461.7                            | 294.6                      | 52.0          | -  | 13.6            | 30.1                    | 78.1                     | 28.1                      | تشرين الثاني                           |
| عدد الاسهم المتداولة بالالف سهم      |                      |                     |                                  |                            |               |  |                 |                         |                          |                           |  |
| 15.7                                 | 7.1                  | 10.5                | 8.9                              | 8.0                        | 31.8          | -  | 95.1            | 682.1                   | 64.9                     | -                         | ١٩٧٨                                   |
| 1.2                                  | 2.8                  | 33.3                | 12.2                             | 19.3                       | 52.0          | 1.9  | 162.9           | 1659.1                  | 208.6                    | 502.7                     | ١٩٧٩                                   |
| 0.1                                  | 118.9                | 9.1                 | 12.8                             | 25.0                       | 19.3          | 52.0   | 240.3           | 3207.6                  | 640.6                    | 2756.7                    | ١٩٨٠                                   |
| 305.2                                | 422.5                | 122.4               | 22.9                             | 34.0                       | 50.2          | 764.2  | 723.5           | 3651.7                  | 848.1                    | 2731.8                    | ١٩٨١                                   |
| 464.4                                | 298.7                | 126.6               | 61.0                             | 99.9                       | 544.0         | 1487.8                                       | 874.6           | 3344.3                  | 1095.8                   | 2516.6                    | ١٩٨٢                                   |
| 197.5                                | 127.3                | 134.9               | 69.1                             | 4188.9                     | 1117.6        | 296.5  | 499.3           | 2756.0                  | 955.1                    | 2310.0                    | ١٩٨٣                                   |
| 145.7                                | 47.8                 | 44.0                | 86.0                             | 1216.7                     | 159.1         | 246.3  | 363.4           | 772.5                   | 324.0                    | 2015.1                    | ١٩٨٤                                   |
| 349.6                                | 14.8                 | 86.8                | 149.9                            | 2136.9                     | 308.5         | 83.6   | 522.0           | 1068.3                  | 468.9                    | 308.3                     | ١٩٨٥                                   |
| 3.6                                  | -                    | 1.3                 | 5.6                              | 374.2                      | 43.8          | 2.4  | 13.3            | 114.4                   | 38.3                     | 11.8                      | ١٩٨٦ شباط                              |
| 18.6                                 | 1.9                  | 11.7                | 7.1                              | 139.8                      | 47.8          | 30.6   | 314.8           | 41.6                    | 48.4                     | 10.4                      | آذار                                   |
| 57.3                                 | 0.7                  | 1.0                 | 18.3                             | 74.4                       | 50.2          | 9.9  | 16.0            | 9.7                     | 49.2                     | 13.0                      | نيسان                                  |
| 17.2                                 | -                    | 2.6                 | 6.8                              | 104.5                      | 40.7          | 9.6  | 29.8            | 49.4                    | 27.8                     | 18.9                      | ايار                                   |
| 33.9                                 | 5.0                  | 0.2                 | 4.6                              | 71.4                       | 9.3           | 3.0  | 17.1            | 11.9                    | 37.5                     | 18.1                      | حزيران                                 |
| 56.1                                 | 8.9                  | 1.7                 | 5.2                              | 98.6                       | 7.6           | 3.8  | 13.8            | 10.7                    | 21.1                     | 12.6                      | تموز                                   |
| 16.2                                 | 3.4                  | 0.6                 | 7.5                              | 57.1                       | 18.2          | 16.6   | 24.1            | 5.2                     | 9.5                      | 9.0                       | آب                                     |
| 67.1                                 | 5.4                  | 4.0                 | 10.7                             | 107.5                      | 3.3           | 1246.0                                       | 8.8             | 52.3                    | 68.1                     | 22.4                      | ايلول                                  |
| 53.5                                 | -                    | 2.5                 | 6.3                              | 74.1                       | 197.9         | -  | 78.6            | 27.5                    | 41.3                     | 8.3                       | تشرين الاول                            |
| 27.4                                 | 0.3                  | 18.3                | 3.5                              | 113.4                      | 22.5          | -  | 8.1             | 22.6                    | 40.3                     | 12.8                      | تشرين الثاني                           |

\* جزئت القيمة الاسمية للسهم الى دينار اردني واحد .

(٥٤) الأسهم المتداولة في سوق عمان المالي (تابع)  
(54) Share Trading in Amman Financial Market (Continued)

|  | Services Companies<br>شركات الخدمات   |  |   |  | الكهرباء<br>Electricity                                   | Manufacturing and Mining Companies<br>شركات الصناعة والتعدين |  |   |  |   |  |
|--|---|--|---|--|---|--|--|---|--|---|--|
|  | العربية<br>للإستثمار<br>والتجارة الدولية<br>Arab Invest-<br>ment and Inter-<br>national Trade | الإستثمار<br>والاقتصادات<br>العربية<br>Arab Deve-<br>lopment and<br>Investment | الخطوط<br>البحرية<br>الوطنية<br>Jordan<br>National<br>shipping<br>Lines | دار الشعب<br>للصحافة والنشر<br>والتوزيع<br>Dar<br>Al-Sha'ap<br>Press Publi-<br>shing and<br>Distributing | شركة الكهرباء<br>الأردنية<br>Jordan<br>Electricity<br>Co. | مصفاة البترول<br>الأردنية<br>Jordan<br>Petroleum<br>Refinery | مصانع الإسمنت<br>الأردنية<br>The Jordan<br>Cement<br>Factories | العربية لصناعة<br>الأدوية<br>The Arab<br>Pharmaceu-<br>tical Manu-<br>facturing | الوطنية لصناعة<br>الصلب<br>National<br>Steel<br>Industry | الصناعة<br>التجارية<br>الزراعية (الانتاج)<br>Industrial<br>Commercial<br>Agricultural<br>(Production) | العربية<br>لصناعة<br>الألمنيوم<br>Arab<br>Al-uminium<br>Industry |
| ** Subscribed capital<br>(In thousand of JD) | 2,000   | 2,000  | 7,000   | 2,000  | 9,000   | 32,000   | 22,500   | 4,000   | 4,000  | 2,250   | 4,000  |
| Nominal Value per<br>Share ( JD ) *          | 1   | 1  | 1   | 1  | 1   | 1  | 1  | 1   | 1  | 1   | 1  |
|  | Value of traded shares in thousand of J D   |  |   |  |   |  |  |   |  |   |  |
| 1978   | 50.1  | 6.0  | 3.0   | -  | 377.9   | 1036.8   | 566.9  | 281.8   | -  | 65.9  | 209.2  |
| 1979   | 23.0  | 116.9  | -   | 80.7   | 640.4   | 1988.0   | 905.2  | 522.4   | 347.0  | 482.1   | 490.4  |
| 1980   | 232.8   | 853.3  | 1.1   | 391.3  | 1847.7  | 4074.1   | 1241.3   | 702.4   | 2688.0   | 3084.5  | 798.3  |
| 1981   | 3915.8  | 968.5  | 287.0   | 650.3  | 2274.1  | 3346.3   | 1626.9   | 1127.8  | 3624.3   | 4425.9  | 3480.6   |
| 1982   | 3783.6  | 2215.0   | 2856.3  | 3795.4   | 2091.8  | 4070.1   | 3725.2   | 1556.5  | 5612.9   | 2869.2  | 2276.4   |
| 1983   | 1732.1  | 892.2  | 427.7   | 369.6  | 940.3   | 2524.2   | 1347.1   | 1223.9  | 1660.8   | 901.7   | 526.1  |
| 1984   | 482.4   | 115.3  | 280.3   | 93.9   | 991.9   | 1451.0   | 964.2  | 999.9   | 715.4  | 494.4   | 1313.8   |
| 1985   | -   | 181.1  | 187.2   | 145.8  | 823.9   | 1739.4   | -  | 980.6   | 335.4  | 461.7   | 1592.2   |
| Feb. 1986                                    | -   | 42.7   | 22.0  | 2.6  | 90.2  | 172.8  | -  | 155.2   | 24.6   | 33.8  | 492.2  |
| Mar.   | -   | 0.4  | 8.4   | 1.3  | 73.0  | 183.7  | -  | 198.7   | 235.4  | 80.4  | 147.8  |
| Apr.   | -   | 0.4  | 16.7  | 3.7  | 69.9  | 145.1  | -  | 156.5   | 83.0   | 101.0   | 179.5  |
| May  | -   | 2.4  | 24.3  | 5.5  | 78.0  | 160.8  | -  | 70.4  | 54.8   | 22.3  | 56.6   |
| June   | -   | 0.3  | 18.3  | 0.1  | 41.7  | 102.9  | -  | 46.3  | 33.9   | 30.9  | 64.0   |
| July   | -   | 0.3  | 69.1  | 0.8  | 55.6  | 129.2  | -  | 60.7  | 36.3   | 23.9  | 108.6  |
| Aug.   | -   | 0.8  | 34.8  | 3.3  | 66.1  | 117.8  | -  | 96.8  | 29.7   | 23.8  | 62.6   |
| Sept.  | -   | -  | 53.1  | 1.8  | 35.1  | 145.6  | -  | 47.9  | 110.9  | 53.5  | 175.9  |
| Oct.   | -   | -  | 60.0  | 26.0   | 43.1  | 121.9  | -  | 102.4   | 133.1  | 27.9  | 345.9  |
| Nov.   | -   | -  | 88.4  | 5.4  | 25.1  | 126.1  | -  | 61.4  | 42.2   | 21.9  | 300.1  |
|  | Number of traded shares in thousand shares  |  |   |  |   |  |  |   |  |   |  |
| 1978   | 37.7  | 5.0  | 0.6   | -  | 275.4   | 152.6  | 38.3   | 17.5  | -  | 27.4  | 209.4  |
| 1979   | 9.0   | 99.4   | -   | 92.5   | 444.5   | 263.6  | 54.4   | 23.1  | 32.4   | 187.6   | 447.8  |
| 1980   | 237.5   | 620.1  | 0.2   | 429.3  | 923.5   | 410.0  | 56.7   | 26.1  | 1343.5   | 926.7   | 552.4  |
| 1981   | 2317.2  | 581.9  | 432.4   | 477.1  | 1091.0  | 388.1  | 84.0   | 39.8  | 1274.7   | 1065.7  | 2451.9   |
| 1982   | 1598.6  | 587.0  | 991.8   | 1504.1   | 978.3   | 464.3  | 1674.0   | 279.6   | 1376.8   | 547.1   | 1988.9   |
| 1983   | 762.9   | 613.8  | 190.7   | 230.3  | 575.4   | 304.1  | 693.8  | 311.1   | 573.4  | 216.8   | 750.1  |
| 1984   | 366.2   | 129.0  | 239.0   | 93.4   | 651.6   | 199.4  | 561.5  | 300.9   | 471.1  | 136.7   | 2217.0   |
| 1985   | -   | 316.1  | 210.8   | 182.3  | 545.7   | 252.4  | -  | 308.0   | 280.2  | 170.7   | 2263.0   |
| Feb. 1986                                    | -   | 58.8   | 29.0  | 3.6  | 61.1  | 25.9   | -  | 50.7  | 20.8   | 18.7  | 550.4  |
| Mar.   | -   | 0.5  | 11.6  | 2.0  | 48.9  | 27.8   | -  | 61.9  | 186.4  | 41.6  | 170.0  |
| Apr.   | -   | 0.5  | 23.4  | 5.6  | 46.3  | 21.9   | -  | 46.5  | 69.7   | 53.6  | 211.3  |
| May  | -   | 4.0  | 35.2  | 9.5  | 51.9  | 23.8   | -  | 21.3  | 45.9   | 13.6  | 67.2   |
| June   | -   | 0.5  | 25.3  | 0.2  | 27.7  | 15.2   | -  | 14.7  | 28.4   | 17.8  | 74.6   |
| July   | -   | 0.6  | 95.3  | 1.9  | 36.8  | 18.6   | -  | 26.3  | 30.6   | 14.0  | 130.0  |
| Aug.   | -   | 1.5  | 46.5  | 8.8  | 44.7  | 16.8   | -  | 42.1  | 24.9   | 14.8  | 72.7   |
| Sept.  | -   | -  | 68.6  | 5.0  | 23.0  | 20.5   | -  | 20.5  | 86.2   | 33.1  | 193.6  |
| Oct.   | -   | -  | 70.6  | 79.6   | 27.5  | 17.0   | -  | 43.0  | 99.2   | 16.7  | 351.7  |
| Nov.   | -   | -  | 229.3   | 15.8   | 15.9  | 17.4   | -  | 26.6  | 30.6   | 12.8  | 285.7  |

\* Nominal share value was divided to 1 JD for each.

\*\* As of December 31, 1985.

(٥٥) الرقم القياسي لاسعار الجملة في مدينة عمان

(55) Amman Wholesale Price Index

(1979 = 100)

| الملاصير<br>والانسجة<br>Clothes<br>and<br>textiles | السجائر<br>Cigarettes | المواد<br>الغذائية<br>الاخرى<br>Other<br>foodstuffs | المشروبات<br>Soft and<br>alcoholic<br>drinks | الالبان والبيض<br>Dairy<br>products<br>and eggs | اللحوم<br>Meats<br>poultry<br>and fish | الفواكه<br>Fruits | الخضروات<br>Vegetables | الحبوب<br>والبقول<br>Cereal and<br>pulses | الرقم القياسي<br>العام<br>General<br>Index | الاهمية | الفترة           |
|--|-----------------------|---|--|---|--|-------------------|------------------------|---|--|---------|------------------|
| 7.5  | 3.5                   | 7.4   | 1.3  | 4.6   | 9.3                                    | 7.0               | 3.6                    | 8.1                                       | 100  |         |                  |
| 76.0   | 77.9                  | 100.6   | 89.1   | 104.5   | 78.2                                   | 46.4              | 41.4                   | 70.8                                      | 73.0                                       |         | ١٩٧٥             |
| 83.6   | 81.9                  | 101.5   | 94.6   | 110.6   | 81.8                                   | 68.5              | 73.0                   | 89.4                                      | 83.4                                       |         | ١٩٧٦             |
| 89.0   | 87.0                  | 105.1   | 84.6   | 111.6   | 91.5                                   | 78.8              | 80.6                   | 94.1                                      | 89.1                                       |         | ١٩٧٧             |
| 93.3   | 94.1                  | 99.7  | 91.4   | 103.4   | 97.1                                   | 99.2              | 95.2                   | 94.0                                      | 93.9                                       |         | ١٩٧٨             |
| 100.0  | 100.0                 | 100.0   | 100.0  | 100.0   | 100.0                                  | 100.0             | 100.0                  | 100.0                                     | 100.0                                      |         | ١٩٧٩             |
| 105.0  | 104.9                 | 110.0   | 113.8  | 109.7   | 112.4                                  | 106.1             | 123.1                  | 108.0                                     | 114.9                                      |         | ١٩٨٠             |
| 118.5  | 117.3                 | 128.8   | 119.0  | 119.5   | 131.7                                  | 107.1             | 109.9                  | 105.7                                     | 125.3                                      |         | ١٩٨١             |
| 113.9  | 133.9                 | 129.6   | 199.4  | 127.9   | 136.5                                  | 106.1             | 118.4                  | 110.4                                     | 129.3                                      |         | ١٩٨٢             |
| 114.4  | 177.7                 | 129.2   | 199.4  | 132.3   | 136.7                                  | 125.9             | 137.2                  | 109.7                                     | 134.5                                      |         | ١٩٨٣             |
| 112.0  | 178.1                 | 134.7   | 206.3  | 134.7   | 141.6                                  | 132.3             | 142.0                  | 107.9                                     | 136.7                                      |         | ١٩٨٤             |
| 109.8  | 205.2                 | 128.9   | 245.7  | 138.0   | 136.1                                  | 125.9             | 127.1                  | 121.9                                     | 138.8                                      |         | ١٩٨٥             |
| 113.3  | 120.6                 | 129.2   | 199.4  | 126.3   | 137.2                                  | 108.2             | 133.9                  | 112.3                                     | 130.2                                      |         | ١٩٨٢ الربع الاول |
| 112.8  | 120.6                 | 129.4   | 199.4  | 126.7   | 137.2                                  | 110.5             | 126.1                  | 106.1                                     | 129.2                                      |         | الربع الثاني     |
| 118.9  | 146.1                 | 129.9   | 199.4  | 129.6   | 137.2                                  | 96.7              | 97.2                   | 107.7                                     | 128.4                                      |         | الربع الثالث     |
| 110.7  | 148.2                 | 129.9   | 199.4  | 129.1   | 134.2                                  | 109.1             | 116.4                  | 115.5                                     | 129.4                                      |         | الربع الرابع     |
| 112.1  | 177.7                 | 130.8   | 199.4  | 130.7   | 137.4                                  | 131.9             | 186.8                  | 111.6                                     | 135.5                                      |         | ١٩٨٣ الربع الاول |
| 115.3  | 177.7                 | 124.9   | 199.4  | 132.9   | 137.4                                  | 111.9             | 151.7                  | 108.9                                     | 134.0                                      |         | الربع الثاني     |
| 116.5  | 177.7                 | 128.3   | 199.4  | 131.1   | 137.4                                  | 140.6             | 104.9                  | 109.1                                     | 134.5                                      |         | الربع الثالث     |
| 113.6  | 177.7                 | 132.8   | 199.4  | 134.5   | 134.4                                  | 119.1             | 105.5                  | 109.1                                     | 133.8                                      |         | الربع الرابع     |
| 113.6  | 177.7                 | 133.6   | 199.4  | 134.5   | 134.2                                  | 130.2             | 146.9                  | 109.1                                     | 135.8                                      |         | ١٩٨٤ الربع الاول |
| 112.8  | 177.7                 | 134.9   | 206.8  | 134.8   | 139.5                                  | 147.3             | 137.4                  | 107.1                                     | 137.1                                      |         | الربع الثاني     |
| 111.5  | 177.7                 | 134.9   | 208.7  | 134.8   | 151.3                                  | 127.0             | 134.6                  | 107.1                                     | 137.1                                      |         | الربع الثالث     |
| 109.9  | 179.2                 | 135.3   | 210.1  | 134.8   | 141.2                                  | 124.5             | 149.1                  | 108.3                                     | 136.8                                      |         | الربع الرابع     |
| 109.5  | 205.2                 | 130.9   | 245.7  | 134.8   | 138.4                                  | 117.3             | 142.6                  | 121.5                                     | 138.9                                      |         | ١٩٨٥ الربع الاول |
| 108.8  | 205.2                 | 128.3   | 245.7  | 134.8   | 136.0                                  | 122.5             | 103.1                  | 121.5                                     | 137.4                                      |         | الربع الثاني     |
| 111.8  | 205.2                 | 128.3   | 245.7  | 139.7   | 141.4                                  | 135.7             | 122.6                  | 121.4                                     | 139.9                                      |         | الربع الثالث     |
| 109.2  | 205.2                 | 128.1   | 245.7  | 142.5   | 128.4                                  | 128.1             | 139.9                  | 123.1                                     | 138.8                                      |         | الربع الرابع     |
| 106.2  | 205.2                 | 131.8   | 262.5  | 143.1   | 128.4                                  | 119.8             | 116.5                  | 117.6                                     | 137.5                                      |         | ١٩٨٦ الربع الاول |
| 104.3  | 205.2                 | 130.0   | 263.7  | 143.1   | 131.4                                  | 141.5             | 96.8                   | 117.4                                     | 138.7                                      |         | الربع الثاني     |
| 104.6  | 204.9                 | 130.3   | 263.2  | 143.1   | 135.6                                  | 111.8             | 101.4                  | 121.5                                     | 138.2                                      |         | الربع الثالث     |

\* ارقام السنوات قبل عام ١٩٧٩ تم اشتقاقها من ربط الرقم القياسي القديم (١٩٧٥=١٠٠) بالرقم القياسي الجديد .

## (٥٥) الرقم القياسي لاسعار الجملة في مدينة عمان (تابع)

## (55) Amman Wholesale Price Index (Continued)

(1979 = 100)

|                | وسائل النقل<br>Transport equipments | السلع المنزلية<br>المعمرة<br>Durable consumer goods | المنظفات<br>والصابون<br>Detergents and soap | المحروقات<br>Fuels | مواد البناء<br>Construction materials | الاخشاب<br>Wood | الورق والكرتون<br>Paper and cardboard | الاحذية<br>والجلود<br>Footwear and leather products | الادوية<br>Pharmaceutical drugs |     |
|----------------|-------------------------------------|---|---|--------------------|---------------------------------------|-----------------|---------------------------------------|---|---------------------------------|-----|
| Period         | Weight                              | 3.6   | 2.6   | 1.0                | 5.1                                   | 24.3            | 2.6                                   | 5.5   | 0.5                             | 2.5 |
| 1975           | 77.0                                | 83.3  | 90.3  | 62.1               | 64.7                                  | 78.9            | 88.4                                  | 83.5  | 85.9                            |     |
| 1976           | 84.3                                | 91.8  | 94.3  | 68.2               | 80.5                                  | 79.0            | 86.4                                  | 85.2  | 86.5                            |     |
| 1977           | 89.8                                | 96.7  | 99.5  | 71.5               | 84.9                                  | 84.2            | 90.8                                  | 102.9   | 97.9                            |     |
| 1978           | 96.1                                | 95.3  | 100.1                                       | 75.1               | 91.5                                  | 90.1            | 98.1                                  | 89.4  | 99.0                            |     |
| 1979           | 100.0                               | 100.0   | 100.0                                       | 100.0              | 100.0                                 | 100.0           | 100.0                                 | 100.0   | 100.0                           |     |
| 1980           | 100.0                               | 102.9   | 113.4                                       | 170.5              | 121.1                                 | 133.2           | 100.7                                 | 110.8   | 100.4                           |     |
| 1981           | 105.4                               | 106.0   | 118.7                                       | 247.6              | 124.7                                 | 154.1           | 102.2                                 | 118.5   | 105.1                           |     |
| 1982           | 110.7                               | 111.5   | 120.9                                       | 281.1              | 123.9                                 | 143.0           | 91.3                                  | 125.3   | 111.5                           |     |
| 1983           | 121.8                               | 113.7   | 120.2                                       | 297.8              | 126.3                                 | 133.2           | 86.9                                  | 133.2   | 110.1                           |     |
| 1984           | 126.3                               | 113.8   | 120.9                                       | 298.8              | 127.9                                 | 131.2           | 92.6                                  | 139.9   | 108.4                           |     |
| 1985           | 131.2                               | 111.2   | 121.2                                       | 318.5              | 127.9                                 | 130.4           | 93.2                                  | 145.4   | 119.2                           |     |
| 1st. Qtr. 1982 | 109.4                               | 111.3   | 120.0                                       | 281.1              | 126.4                                 | 145.5           | 91.3                                  | 122.7   | 111.5                           |     |
| 2nd. Qtr.      | 109.4                               | 112.9   | 120.9                                       | 281.1              | 124.3                                 | 145.5           | 91.3                                  | 126.1   | 111.7                           |     |
| 3rd. Qtr.      | 112.1                               | 110.1   | 121.1                                       | 281.1              | 123.0                                 | 140.3           | 91.3                                  | 126.1   | 111.3                           |     |
| 4th. Qtr.      | 111.8                               | 111.6   | 121.4                                       | 281.1              | 121.7                                 | 140.7           | 91.3                                  | 126.1   | 111.3                           |     |
| 1st. Qtr. 1983 | 118.8                               | 113.1   | 120.1                                       | 297.8              | 122.3                                 | 135.4           | 84.6                                  | 133.3   | 111.3                           |     |
| 2nd. Qtr.      | 122.4                               | 115.3   | 120.1                                       | 297.8              | 127.7                                 | 132.5           | 87.1                                  | 133.1   | 108.7                           |     |
| 3rd. Qtr.      | 121.6                               | 114.1   | 120.1                                       | 297.8              | 127.7                                 | 132.5           | 85.2                                  | 133.1   | 109.6                           |     |
| 4th. Qtr.      | 124.5                               | 112.3   | 120.6                                       | 297.8              | 127.3                                 | 132.5           | 90.7                                  | 133.1   | 110.9                           |     |
| 1st. Qtr. 1984 | 125.1                               | 112.3   | 120.8                                       | 297.8              | 127.9                                 | 131.4           | 90.2                                  | 135.3   | 107.5                           |     |
| 2nd. Qtr.      | 125.4                               | 113.9   | 120.8                                       | 297.8              | 128.0                                 | 131.4           | 89.3                                  | 135.3   | 107.5                           |     |
| 3rd. Qtr.      | 127.0                               | 117.0   | 120.8                                       | 297.8              | 127.8                                 | 131.4           | 94.8                                  | 144.4   | 107.7                           |     |
| 4th. Qtr.      | 127.7                               | 112.0   | 121.2                                       | 301.9              | 127.7                                 | 130.7           | 96.1                                  | 144.4   | 110.8                           |     |
| 1st. Qtr. 1985 | 129.8                               | 109.9   | 121.2                                       | 318.5              | 128.0                                 | 130.4           | 95.1                                  | 145.3   | 118.8                           |     |
| 2nd. Qtr.      | 130.2                               | 110.0   | 121.2                                       | 318.5              | 127.8                                 | 130.4           | 95.1                                  | 145.4   | 118.8                           |     |
| 3rd. Qtr.      | 130.2                               | 110.0   | 121.3                                       | 318.5              | 127.8                                 | 130.4           | 95.1                                  | 145.4   | 118.6                           |     |
| 4th. Qtr.      | 134.4                               | 114.8   | 121.2                                       | 318.5              | 127.9                                 | 130.4           | 87.6                                  | 145.4   | 120.4                           |     |
| 1st. Qtr. 1986 | 143.8                               | 117.0   | 135.6                                       | 318.5              | 127.0                                 | 128.8           | 85.6                                  | 145.4   | 124.1                           |     |
| 2nd. Qtr.      | 148.2                               | 120.4   | 140.8                                       | 318.5              | 127.2                                 | 128.8           | 86.2                                  | 145.4   | 122.9                           |     |
| 3rd. Qtr.      | 149.9                               | 118.7   | 140.8                                       | 318.5              | 129.5                                 | 126.0           | 87.2                                  | 145.3   | 127.1                           |     |

\* : Data for years before 1979 have been derived by linking  
the old index (1975=100) to the new index.

(٥٦) اسعار الجملة لاهم السلع في مدينة عمان

(56) Wholesale Prices of Principal Commodities in Amman

| لحم العجل Vealmeat   |                 | لحم الدجاج Poultry | صابون Soap   | الانسيجة المصقفة Woollen Textiles | الجلد العلوي Upper Leather | السولار Diesel      | البنزين Gasoline                       | الغاز Gas         | خشيب السويد Wood | اسمنت Cement | حديد قضبان Iron | معدل القشرة      |
|----------------------|-----------------|--------------------|--------------|-----------------------------------|----------------------------|---------------------|--|-------------------|------------------|--------------|-----------------|------------------|
| محلي Local           | مستورد Imported |                    |              |                                   |                            |                     |  |                   |                  |              |                 |                  |
| بالفلس لكل كيلو غرام |                 | الفلس لكل كيلوغرام | فلس/م Fils/M | فلس/قدم Fils/Sq. feet             | فلس / ليتير Fils/Letir     | فلس/انوية Fils/Unit | دينار/م <sup>3</sup> JD/m <sup>3</sup> | دينار / طن JD/Ton |                  |              |                 |                  |
| 850.0                | -               | 560.0              | 463.0        | 1800.0                            | 400.0                      | 12.8                | 44.9                                   | 550.0             | 70.2             | 11.6         | 113.2           | 1975             |
| 850.0                | -               | 580.0              | 500.0        | 2138.0                            | 435.0                      | 13.2                | 53.9                                   | 700.0             | 73.8             | 15.2         | 126.3           | 1976             |
| 950.0                | -               | 555.0              | 521.0        | 3125.0                            | 520.0                      | 13.3                | 58.9                                   | 750.0             | 81.8             | 18.2         | 123.6           | 1977             |
| 868.0                | -               | 560.0              | 518.0        | 3000.0                            | 520.0                      | 13.3                | 71.9                                   | 761.0             | 85.1             | 22.0         | 111.9           | 1978             |
| 1225.0               | 900.0           | 510.0              | 518.0        | 3000.0                            | 560.0                      | 18.8                | 93.3                                   | 926.0             | 85.3             | 23.4         | 128.7           | 1979             |
| 1625.0               | 858.0           | 578.0              | 515.0        | 3250.0                            | 622.0                      | 31.7                | 123.2                                  | 1163.0            | 109.5            | 29.4         | 163.5           | 1980             |
| 1800.0               | 1030.0          | 685.0              | 535.0        | 4375.0                            | 677.0                      | 50.7                | 145.7                                  | 1413.0            | 122.0            | 32.1         | 162.1           | 1981             |
| 1800.0               | 1120.0          | 700.0              | 557.8        | 4250.0                            | 699.5                      | 60.0                | 160.0                                  | 1650.0            | 109.0            | 35.0         | 152.1           | 1982             |
| 1825.0               | 1120.0          | 700.0              | 560.6        | 4250.0                            | 787.0                      | 65.0                | 165.0                                  | 1650.0            | 111.5            | 35.0         | 130.5           | 1983             |
| 1700.0               | 1119.3          | 700.0              | 582.5        | 4250.0                            | 844.0                      | 65.0                | 165.8                                  | 1657.9            | 112.0            | 35.0         | 130.5           | 1984             |
| 1750.0               | 1060.0          | 700.0              | 583.3        | 4625.0                            | 880.0                      | 65.0                | 180.0                                  | 1800.0            | 112.0            | 35.0         | 130.5           | 1985             |
| 1800.0               | 1120.0          | 700.0              | 555.0        | 4250.0                            | 677.0                      | 60.0                | 160.0                                  | 1650.0            | 112.0            | 35.0         | 159.0           | الربع الاول 1986 |
| 1800.0               | 1120.0          | 700.0              | 558.0        | 4250.0                            | 707.0                      | 60.0                | 160.0                                  | 1650.0            | 112.0            | 35.0         | 146.0           | الربع الثاني     |
| 1800.0               | 1120.0          | 700.0              | 558.0        | 4250.0                            | 707.0                      | 60.0                | 160.0                                  | 1650.0            | 106.0            | 35.0         | 153.5           | الربع الثالث     |
| 1800.0               | 1120.0          | 700.0              | 560.0        | 4250.0                            | 707.0                      | 60.0                | 160.0                                  | 1650.0            | 106.0            | 35.0         | 150.0           | الربع الرابع     |
| 1800.0               | 1120.0          | 700.0              | 560.0        | 4250.0                            | 787.0                      | 65.0                | 165.0                                  | 1650.0            | 110.0            | 35.0         | 130.5           | الربع الاول 1983 |
| 1800.0               | 1120.0          | 700.0              | 560.0        | 4250.0                            | 787.0                      | 65.0                | 165.0                                  | 1650.0            | 112.0            | 35.0         | 130.5           | الربع الثاني     |
| 1800.0               | 1120.0          | 700.0              | 560.0        | 4250.0                            | 787.0                      | 65.0                | 165.0                                  | 1650.0            | 112.0            | 35.0         | 130.5           | الربع الثالث     |
| 1900.0               | 1120.0          | 700.0              | 562.5        | 4250.0                            | 787.0                      | 65.0                | 165.0                                  | 1650.0            | 112.0            | 35.0         | 130.5           | الربع الرابع     |
| 1500.0               | 1120.0          | 700.0              | 582.5        | 4250.0                            | 778.0                      | 65.0                | 165.0                                  | 1650.0            | 112.0            | 35.0         | 130.5           | الربع الاول 1984 |
| 1500.0               | 1120.0          | 700.0              | 582.5        | 4250.0                            | 838.0                      | 65.0                | 165.0                                  | 1650.0            | 112.0            | 35.0         | 130.5           | الربع الثاني     |
| 1900.0               | 1120.0          | 700.0              | 582.5        | 4250.0                            | 880.0                      | 65.0                | 165.0                                  | 1650.0            | 112.0            | 35.0         | 130.5           | الربع الثالث     |
| 1900.0               | 1117.0          | 700.0              | 582.5        | 4250.0                            | 880.0                      | 65.0                | 168.2                                  | 1681.7            | 112.0            | 35.0         | 130.5           | الربع الرابع     |
| 1800.0               | 1060.0          | 700.0              | 582.5        | 4250.0                            | 880.0                      | 65.0                | 180.0                                  | 1800.0            | 112.0            | 35.0         | 130.5           | الربع الاول 1985 |
| 1800.0               | 1060.0          | 700.0              | 582.5        | 4250.0                            | 880.0                      | 65.0                | 180.0                                  | 1800.0            | 112.0            | 35.0         | 130.5           | الربع الثاني     |
| 2000.0               | 1060.0          | 700.0              | 585.6        | 5000.0                            | 880.0                      | 65.0                | 180.0                                  | 1800.0            | 112.0            | 35.0         | 130.5           | الربع الثالث     |
| 1400.0               | 1060.0          | 700.0              | 582.5        | 5000.0                            | 880.0                      | 65.0                | 180.0                                  | 1800.0            | 112.0            | 35.0         | 130.5           | الربع الرابع     |
| 1400.0               | 1060.0          | 700.0              | 588.5        | 5000.0                            | 880.0                      | 65.0                | 180.0                                  | 1800.0            | 120.0            | 35.0         | 141.0           | الربع الاول 1986 |
| 1400.0               | 1060.0          | 700.0              | 600.0        | 5000.0                            | 880.0                      | 65.0                | 180.0                                  | 1800.0            | 120.0            | 35.0         | 141.0           | الربع الثاني     |
| 1700.0               | 1060.0          | 700.0              | 600.0        | 5000.0                            | 880.0                      | 65.0                | 180.0                                  | 1800.0            | 116.0            | 35.0         | 143.5           | الربع الثالث     |

## (٥٦) اسعار الجملة لاهم السلع في مدينة عمان (تابع)

## (56) Wholesale Prices of Principal Commodities in Amman (Continued)

| Period Average       | قمح<br>Wheat | الارز<br>Rice | السكر<br>Sugar | القهوة<br>Coffee | بطاطا<br>Potatoes | بندورة<br>Tomatoes | تفاح<br>Apples | برتقال<br>Oranges | زيت الزيتون<br>Olive-Oil | مargarine | لحم التأن<br>Lamb meat |                    |
|----------------------|--------------|---------------|----------------|------------------|-------------------|--------------------|----------------|-------------------|--------------------------|-----------|------------------------|--------------------|
|                      |              |               |                |                  |                   |                    |                |                   |                          |           | محلي<br>Local          | مستورد<br>Imported |
| In Fils Per Kilogram |              |               |                |                  |                   |                    |                |                   |                          |           |                        |                    |
| 1975                 | 57.3         | 186.6         | 148.0          | 659.5            | 35.0              | 54.0               | 125.0          | 69.0              | 700.0                    | 344.4     | 1120.0                 | -                  |
| 1976                 | 73.4         | 163.3         | 149.0          | 1183.3           | 93.0              | 68.8               | 124.3          | 100.3             | 725.0                    | 344.4     | 1170.0                 | -                  |
| 1977                 | 78.8         | 154.9         | 131.7          | 2400.0           | 76.7              | 92.6               | 170.4          | 120.8             | 1100.0                   | 344.4     | 1413.0                 | -                  |
| 1978                 | 77.7         | 158.0         | 109.0          | 1800.0           | 80.7              | 115.0              | 214.2          | 149.2             | 1042.0                   | 344.4     | 1425.0                 | -                  |
| 1979                 | 81.8         | 165.0         | 123.1          | 1658.0           | 96.8              | 123.8              | 215.3          | 141.3             | 1042.0                   | 344.4     | 1500.0                 | 987.0              |
| 1980                 | 90.0         | 172.5         | 112.0          | 1700.0           | 116.5             | 122.6              | 206.5          | 149.5             | 1042.0                   | 376.4     | 1888.0                 | 1024.0             |
| 1981                 | 81.3         | 172.5         | 193.8          | 1223.0           | 113.1             | 119.1              | 244.7          | 157.8             | 960.0                    | 388.2     | 2188.0                 | 1150.0             |
| 1982                 | 85.0         | 175.0         | 198.0          | 1150.0           | 111.8             | 115.7              | 203.3          | 147.8             | 1210.0                   | 386.1     | 2200.0                 | 1240.0             |
| 1983                 | 85.0         | 166.3         | 175.5          | 1150.0           | 139.7             | 130.1              | 232.3          | 182.7             | 1156.5                   | 386.1     | 2225.0                 | 1240.0             |
| 1984                 | 85.0         | 164.3         | 167.3          | 1150.0           | 148.3             | 129.3              | 253.8          | 199.4             | 1390.8                   | 427.8     | 2542.8                 | 1239.3             |
| 1985                 | 100.0        | 145.0         | 148.0          | 1150.0           | 159.8             | 118.7              | 233.8          | 191.1             | 1359.3                   | 427.8     | 2375.0                 | 1180.0             |
| 1982 1st. Qtr.       | 90.0         | 175.0         | 198.0          | 1150.0           | 106.0             | 138.7              | 218.3          | 160.0             | 1020.0                   | 386.1     | 2200.0                 | 1240.0             |
| 2nd. Qtr.            | 80.0         | 175.0         | 198.0          | 1150.0           | 147.0             | 87.3               | 271.7          | 107.0             | 1040.0                   | 386.1     | 2300.0                 | 1240.0             |
| 3rd. Qtr.            | 80.0         | 175.0         | 198.0          | 1150.0           | 92.3              | 89.7               | 148.0          | 135.0             | 1390.0                   | 386.1     | 2300.0                 | 1240.0             |
| 4th. Qtr.            | 90.0         | 175.0         | 198.0          | 1150.0           | 102.0             | 147.0              | 175.3          | 189.3             | 1390.0                   | 386.1     | 2000.0                 | 1240.0             |
| 1983 1st. Qtr.       | 85.0         | 170.0         | 198.0          | 1150.0           | 133.4             | 172.3              | 185.7          | 175.3             | 1063.0                   | 386.1     | 2200.0                 | 1240.0             |
| 2nd. Qtr.            | 85.0         | 165.0         | 168.0          | 1150.0           | 172.7             | 136.3              | 215.0          | 144.0             | 1063.0                   | 386.1     | 2200.0                 | 1240.0             |
| 3rd. Qtr.            | 85.0         | 165.0         | 168.0          | 1150.0           | 130.3             | 93.7               | 353.0          | 220.3             | 1125.0                   | 386.1     | 2200.0                 | 1240.0             |
| 4th. Qtr.            | 85.0         | 165.0         | 168.0          | 1150.0           | 122.3             | 118.2              | 175.3          | 191.0             | 1375.0                   | 386.1     | 2300.0                 | 1240.0             |
| 1984 1st. Qtr.       | 85.0         | 165.0         | 168.0          | 1150.0           | 161.0             | 116.3              | 293.7          | 200.0             | 1375.0                   | 427.8     | 2100.0                 | 1240.0             |
| 2nd. Qtr.            | 85.0         | 165.0         | 168.0          | 1150.0           | 108.7             | 137.0              | 293.7          | 163.7             | 1375.0                   | 427.8     | 2438.0                 | 1240.0             |
| 3rd. Qtr.            | 85.0         | 165.0         | 168.0          | 1150.0           | 165.7             | 94.7               | 250.7          | 246.0             | 1375.0                   | 427.8     | 3100.0                 | 1240.0             |
| 4th. Qtr.            | 85.0         | 162.1         | 165.1          | 1150.0           | 157.7             | 169.0              | 177.0          | 188.0             | 1438.0                   | 427.8     | 2533.0                 | 1237.0             |
| 1985 1st. Qtr.       | 100.0        | 145.0         | 148.0          | 1150.0           | 155.5             | 132.0              | 219.0          | 182.3             | 1438.0                   | 427.8     | 2400.0                 | 1180.0             |
| 2nd. Qtr.            | 100.0        | 145.0         | 148.0          | 1150.0           | 116.0             | 104.7              | 235.2          | 169.7             | 1333.0                   | 427.8     | 2400.0                 | 1180.0             |
| 3rd. Qtr.            | 100.0        | 145.0         | 148.0          | 1150.0           | 200.3             | 73.3               | 296.3          | 220.7             | 1333.0                   | 427.8     | 2700.0                 | 1180.0             |
| 4th. Qtr.            | 100.0        | 145.0         | 148.0          | 1150.0           | 167.3             | 164.7              | 184.7          | 191.7             | 1333.0                   | 427.8     | 2000.0                 | 1180.0             |
| 1986 1st. Qtr.       | 100.0        | 145.0         | 148.0          | 1745.0           | 121.7             | 100.7              | 202.0          | 208.5             | 1875.0                   | 427.8     | 2000.0                 | 1180.0             |
| 2nd. Qtr.            | 100.0        | 145.0         | 148.0          | 2000.0           | 108.7             | 79.0               | 202.0          | 264.0             | 1875.0                   | 427.8     | 2200.0                 | 1180.0             |
| 3rd. Qtr.            | 110.0        | 145.0         | 148.0          | 2000.0           | 139.0             | 64.0               | 203.0          | 172.0             | 2000.0                   | 427.8     | 2200.0                 | 1180.0             |

## (٥٧) معدل أسعار صرف أهم العملات الأجنبية (لكل وحدة)

(بالفلس)

## (57) Average Exchange Rates of Major Foreign Currencies Per Unit

| ليبرابيطالي (لكل مائة)<br>Italian Lira<br>(Per 100) |                | فرنك فرنسي<br>French Franc |                | فرنك سويسري<br>Swiss Franc |                | مارك ألماني<br>D. Mark |                | جنيه استرليني<br>Pound Sterling |                | دولار أمريكي<br>U.S. Dollar |                | الفترة                      |
|---|----------------|----------------------------|----------------|----------------------------|----------------|------------------------|----------------|---------------------------------|----------------|-----------------------------|----------------|-----------------------------|
| بيع<br>Selling                                      | شراء<br>Buying | بيع<br>Selling             | شراء<br>Buying | بيع<br>Selling             | شراء<br>Buying | بيع<br>Selling         | شراء<br>Buying | بيع<br>Selling                  | شراء<br>Buying | بيع<br>Selling              | شراء<br>Buying |                             |
| معدل الفترة   |                |                            |                |                            |                |                        |                |                                 |                |                             |                |                             |
| 34.9  | 34.7           | 70.8                       | 70.4           | 178.3                      | 177.2          | 164.6                  | 163.6          | 694.3                           | 690.1          | 298.9                       | 296.9          | ١٩٨٠                        |
| 29.3  | 29.1           | 61.3                       | 60.9           | 169.3                      | 168.3          | 147.0                  | 146.1          | 670.4                           | 666.3          | 331.5                       | 329.4          | ١٩٨١                        |
| 26.2  | 26.0           | 54.0                       | 53.7           | 174.5                      | 173.4          | 145.7                  | 144.8          | 618.2                           | 614.5          | 353.5                       | 351.5          | ١٩٨٢                        |
| 24.1  | 23.9           | 48.0                       | 47.7           | 173.5                      | 172.5          | 142.9                  | 142.0          | 552.2                           | 548.9          | 364.1                       | 362.1          | ١٩٨٣                        |
| 22.1  | 21.9           | 44.2                       | 44.0           | 164.5                      | 163.5          | 135.8                  | 135.0          | 514.5                           | 511.4          | 385.5                       | 383.5          | ١٩٨٤                        |
| 20.9  | 20.6           | 44.3                       | 44.0           | 162.3                      | 161.1          | 135.3                  | 134.3          | 511.6                           | 507.6          | 395.9                       | 393.3          | ١٩٨٥                        |
| 21.5  | 21.3           | 47.5                       | 47.1           | 176.2                      | 174.8          | 144.6                  | 143.5          | 539.9                           | 535.7          | 375.1                       | 372.0          | تشرين الثاني<br>كانون الأول |
| 21.8  | 21.5           | 48.4                       | 48.0           | 176.7                      | 175.3          | 148.0                  | 146.8          | 538.3                           | 534.0          | 371.6                       | 368.5          |                             |
| 22.2  | 22.0           | 49.2                       | 48.8           | 178.1                      | 176.7          | 150.8                  | 149.6          | 526.6                           | 522.4          | 369.0                       | 365.9          | كانون الثاني<br>شباط        |
| 22.4  | 22.4           | 50.1                       | 49.7           | 183.5                      | 182.1          | 153.8                  | 152.6          | 513.6                           | 509.5          | 360.5                       | 357.0          | آذار                        |
| 23.0  | 22.8           | 50.8                       | 50.4           | 185.8                      | 184.3          | 156.2                  | 155.0          | 520.3                           | 516.2          | 354.4                       | 351.3          |                             |
| 22.7  | 22.5           | 49.3                       | 48.9           | 187.0                      | 185.5          | 156.4                  | 155.1          | 531.4                           | 527.2          | 354.5                       | 351.4          | نيسان                       |
| 23.0  | 22.8           | 49.5                       | 49.1           | 189.5                      | 188.0          | 157.7                  | 156.4          | 533.6                           | 529.4          | 350.8                       | 347.8          | أيار                        |
| 23.0  | 22.8           | 49.5                       | 49.1           | 191.5                      | 190.0          | 157.8                  | 156.5          | 532.7                           | 528.5          | 353.5                       | 350.5          | حزيران                      |
| 23.6  | 23.4           | 50.2                       | 49.8           | 199.4                      | 197.8          | 161.7                  | 160.4          | 525.5                           | 521.4          | 348.6                       | 345.6          | تموز                        |
| 24.2  | 24.0           | 51.2                       | 50.8           | 207.2                      | 205.5          | 166.9                  | 165.6          | 510.4                           | 506.3          | 344.0                       | 341.0          | آب                          |
| 24.4  | 24.2           | 51.5                       | 51.1           | 208.1                      | 206.5          | 168.6                  | 167.3          | 506.1                           | 502.1          | 344.2                       | 341.2          | أيلول                       |
| 24.8  | 24.6           | 52.4                       | 52.0           | 210.0                      | 208.3          | 171.7                  | 170.3          | 491.8                           | 487.9          | 343.6                       | 340.6          | تشرين الأول                 |
| 24.8  | 24.6           | 52.5                       | 52.1           | 206.0                      | 204.4          | 171.6                  | 170.2          | 495.1                           | 491.2          | 347.7                       | 344.7          | تشرين الثاني                |
| نهاية الفترة  |                |                            |                |                            |                |                        |                |                                 |                |                             |                |                             |
| 33.3  | 33.1           | 68.2                       | 67.8           | 173.8                      | 172.8          | 157.6                  | 156.6          | 738.4                           | 734.0          | 309.5                       | 307.5          | ١٩٨٠                        |
| 28.2  | 28.0           | 59.6                       | 59.2           | 188.9                      | 187.8          | 150.8                  | 149.9          | 650.6                           | 646.6          | 340.0                       | 338.0          | ١٩٨١                        |
| 25.9  | 25.7           | 52.4                       | 52.1           | 176.7                      | 175.6          | 148.5                  | 147.6          | 572.3                           | 568.9          | 352.5                       | 350.5          | ١٩٨٢                        |
| 22.5  | 22.3           | 44.9                       | 44.6           | 171.1                      | 170.1          | 136.6                  | 135.8          | 541.4                           | 538.2          | 372.5                       | 370.5          | ١٩٨٣                        |
| 21.1  | 20.9           | 42.4                       | 42.1           | 156.8                      | 155.8          | 129.2                  | 128.4          | 471.9                           | 469.0          | 406.0                       | 404.0          | ١٩٨٤                        |
| 22.1  | 21.8           | 48.9                       | 48.5           | 178.1                      | 176.7          | 150.4                  | 149.2          | 531.5                           | 527.3          | 369.3                       | 366.2          | ١٩٨٥                        |
| 21.7  | 21.5           | 48.3                       | 47.9           | 178.1                      | 176.7          | 147.4                  | 146.2          | 551.5                           | 547.1          | 370.8                       | 367.7          | تشرين الثاني                |
| 22.1  | 21.8           | 48.9                       | 48.5           | 178.1                      | 176.7          | 150.4                  | 149.2          | 531.5                           | 527.3          | 369.3                       | 366.2          | كانون الأول                 |
| 22.5  | 22.2           | 49.8                       | 49.4           | 180.5                      | 179.1          | 152.8                  | 151.6          | 512.2                           | 508.1          | 365.5                       | 362.4          | كانون الثاني                |
| 23.5  | 23.1           | 52.1                       | 51.1           | 189.7                      | 185.8          | 160.2                  | 156.8          | 526.6                           | 517.2          | 352.7                       | 348.3          | شباط                        |
| 22.5  | 22.3           | 49.8                       | 49.4           | 183.5                      | 182.0          | 152.7                  | 151.5          | 526.0                           | 522.0          | 359.3                       | 356.2          | آذار                        |
| 23.2  | 23.0           | 50.1                       | 49.7           | 190.6                      | 189.1          | 159.6                  | 158.3          | 537.4                           | 533.1          | 347.9                       | 344.8          | نيسان                       |
| 22.6  | 22.4           | 48.6                       | 48.2           | 186.0                      | 184.5          | 155.0                  | 153.8          | 530.5                           | 526.3          | 360.1                       | 357.1          | أيار                        |
| 23.2  | 23.0           | 50.0                       | 49.6           | 194.7                      | 193.2          | 159.4                  | 158.1          | 536.3                           | 532.0          | 349.5                       | 346.5          | حزيران                      |
| 23.9  | 23.7           | 50.6                       | 50.2           | 205.0                      | 203.4          | 164.3                  | 163.0          | 516.4                           | 512.3          | 345.3                       | 342.3          | تموز                        |
| 24.5  | 24.3           | 51.5                       | 51.1           | 209.0                      | 207.3          | 168.9                  | 167.6          | 510.8                           | 506.7          | 342.8                       | 339.8          | آب                          |
| 24.6  | 24.4           | 51.9                       | 51.5           | 210.1                      | 208.4          | 170.2                  | 168.8          | 493.6                           | 489.7          | 343.5                       | 340.5          | أيلول                       |
| 24.9  | 24.7           | 52.6                       | 52.2           | 207.5                      | 205.9          | 171.8                  | 170.4          | 487.5                           | 483.6          | 346.5                       | 343.5          | تشرين الأول                 |
| 24.9  | 24.7           | 53.3                       | 52.9           | 209.5                      | 207.8          | 174.5                  | 173.1          | 493.6                           | 489.7          | 344.0                       | 341.0          | تشرين الثاني                |

\* السعر الرسمي  
\*\* (لكل مائة)

## (57) معدل اسعار صرف أهم العملات الاجنبية (لكل وحدة) (تابع)

(In Fils)

## (57) Average Exchange Rates of Major Foreign Currencies Per Unit (Con.)

| Period    | * ليرة سورية<br>Syrian Lira |                | * دينار عراقى<br>Iraqi Dinar |                | ليرة تركية<br>Turkish Lira |                | دينار كويتي<br>Kuwaiti Dinar |                | ريال سعودي<br>Saudi Rial |                | ليرة لبنانية<br>Lebanese Lira |                | ين ياباني<br>(لكل مائة)<br>Japanese Yen<br>(Per 100) |                |
|-----------|-----------------------------|----------------|------------------------------|----------------|----------------------------|----------------|------------------------------|----------------|--------------------------|----------------|-------------------------------|----------------|--|----------------|
|           | بيع<br>Selling              | شراء<br>Buying | بيع<br>Selling               | شراء<br>Buying | بيع<br>Selling             | شراء<br>Buying | بيع<br>Selling               | شراء<br>Buying | بيع<br>Selling           | شراء<br>Buying | بيع<br>Selling                | شراء<br>Buying | بيع<br>Selling                                       | شراء<br>Buying |
|           | Average of period           |                |                              |                |                            |                |                              |                |                          |                |                               |                |  |                |
| 1980      | 76.8                        | 76.3           | 1017.1                       | 1011.1         | 4.2                        | 4.1            | 1105.1                       | 1098.3         | 90.1                     | 89.6           | 87.7                          | 87.2           | 132.6  | 131.9          |
| 1981      | 84.5                        | 84.0           | 1123.1                       | 1116.2         | 3.7                        | 3.6            | 1186.7                       | 1179.7         | 98.2                     | 97.6           | 78.0                          | 77.5           | 150.5  | 149.6          |
| 1982      | 90.0                        | 89.5           | 1191.9                       | 1184.9         | 2.9                        | 2.8            | 1226.4                       | 1219.4         | 103.3                    | 102.7          | 75.3                          | 74.9           | 142.1  | 141.3          |
| 1983      | 91.3                        | 90.8           | 1183.9                       | 1176.9         | 2.5                        | 2.4            | 1249.3                       | 1242.0         | 105.7                    | 105.1          | 82.5                          | 82.0           | 153.3  | 152.4          |
| 1984      | 97.7                        | 97.1           | 1253.2                       | 1245.9         | 1.3                        | 1.2            | 1296.6                       | 1288.6         | 109.8                    | 109.1          | 61.4                          | 61.1           | 162.4  | 161.4          |
| 1985      | 100.3                       | 99.6           | 1278.1                       | 1268.9         | 0.9                        | 0.8            | 1316.9                       | 1307.3         | 109.5                    | 108.7          | 25.3                          | 25.1           | 166.9  | 165.6          |
| Nov. 1985 | 94.9                        | 94.2           | 1203.3                       | 1193.6         | 0.8                        | 0.7            | 1284.0                       | 1274.0         | 102.7                    | 101.9          | 21.5                          | 21.3           | 183.8  | 182.3          |
| Dec.      | 94.0                        | 93.3           | 1191.4                       | 1182.4         | 0.6                        | 0.6            | 1278.9                       | 1268.9         | 101.7                    | 100.9          | 20.6                          | 20.4           | 183.3  | 181.8          |
| Jan. 1986 | 93.3                        | 92.6           | 1183.3                       | 1174.3         | ** 73.2                    | ** 62.2        | 1274.3                       | 1264.3         | 101.0                    | 100.2          | 18.6                          | 18.5           | 184.0  | 182.5          |
| Feb.      | 91.8                        | 91.1           | 1159.4                       | 1150.4         | 60.9                       | 60.4           | 1267.1                       | 1257.1         | 98.7                     | 97.9           | 16.5                          | 16.4           | 194.6  | 193.1          |
| Mar.      | 90.3                        | 89.6           | 1139.7                       | 1130.7         | 56.0                       | 55.5           | 1239.5                       | 1229.5         | 97.1                     | 96.3           | 18.0                          | 17.9           | 198.3  | 196.7          |
| Apr.      | 90.3                        | 89.6           | 1139.9                       | 1130.9         | 53.2                       | 52.8           | 1225.1                       | 1215.1         | 97.1                     | 96.3           | 14.8                          | 14.7           | 202.9  | 201.3          |
| May       | 89.4                        | 88.7           | 1128.1                       | 1119.1         | 52.3                       | 51.9           | 1208.3                       | 1198.3         | 96.1                     | 95.3           | 12.5                          | 12.4           | 210.2  | 208.5          |
| June      | 90.0                        | 89.3           | 1136.9                       | 1127.9         | 51.8                       | 51.4           | 1200.6                       | 1190.9         | 94.3                     | 93.5           | 8.9                           | 8.8            | 210.6  | 208.9          |
| July      | 88.8                        | 88.1           | 1120.9                       | 1111.9         | 51.3                       | 50.9           | 1200.2                       | 1190.5         | 92.9                     | 92.2           | 8.1                           | 8.0            | 219.6  | 217.9          |
| Aug.      | 87.6                        | 86.9           | 1106.4                       | 1097.4         | 50.6                       | 50.2           | 1183.2                       | 1174.2         | 91.7                     | 91.0           | 8.1                           | 8.0            | 223.4  | 221.6          |
| Sep.      | 87.7                        | 87.0           | 1107.1                       | 1098.1         | 49.7                       | 49.3           | 1177.6                       | 1168.6         | 91.8                     | 91.1           | 7.9                           | 7.8            | 222.7  | 220.9          |
| Oct.      | 87.5                        | 86.8           | 1105.1                       | 1096.1         | 48.6                       | 48.2           | 1175.2                       | 1166.2         | 91.6                     | 90.6           | 7.4                           | 7.3            | 220.6  | 218.8          |
| Nov.      | 88.6                        | 87.9           | 1118.2                       | 1109.2         | 46.5                       | 46.1           | 1182.7                       | 1173.7         | 92.7                     | 92.0           | 6.0                           | 5.9            | 213.3  | 211.6          |
|           | End of period               |                |                              |                |                            |                |                              |                |                          |                |                               |                |  |                |
| 1980      | 80.1                        | 79.6           | 1055.0                       | 1049.0         | 3.6                        | 3.5            | 1142.0                       | 1135.0         | 94.9                     | 94.3           | 85.6                          | 85.1           | 152.6  | 151.7          |
| 1981      | 86.3                        | 85.8           | 1144.0                       | 1137.0         | 3.8                        | 3.7            | 1194.0                       | 1187.0         | 98.8                     | 98.2           | 73.2                          | 72.8           | 154.6  | 153.7          |
| 1982      | 90.5                        | 90.0           | 1151.0                       | 1144.0         | 2.5                        | 2.4            | 1231.0                       | 1224.0         | 104.1                    | 103.5          | 92.4                          | 91.8           | 150.9  | 150.0          |
| 1983      | 94.8                        | 94.2           | 1221.0                       | 1214.0         | 2.0                        | 1.9            | 1283.0                       | 1275.0         | 108.2                    | 107.6          | 70.0                          | 69.6           | 160.7  | 159.7          |
| 1984      | 102.6                       | 102.0          | 1323.0                       | 1315.0         | 1.0                        | 0.9            | 1336.0                       | 1328.0         | 114.3                    | 113.6          | 54.2                          | 53.9           | 161.4  | 160.5          |
| 1985      | 93.4                        | 92.7           | 1184.0                       | 1175.0         | 0.7                        | 0.6            | 1275.0                       | 1265.0         | 101.1                    | 100.3          | 20.4                          | 20.2           | 184.1  | 182.6          |
| Nov. 1985 | 93.8                        | 93.1           | 1189.0                       | 1180.0         | 0.8                        | 0.7            | 1278.0                       | 1268.0         | 101.5                    | 100.7          | 21.7                          | 21.5           | 183.1  | 181.6          |
| Dec.      | 93.4                        | 92.7           | 1184.0                       | 1175.0         | 0.7                        | 0.6            | 1275.0                       | 1265.0         | 101.1                    | 100.3          | 20.4                          | 20.2           | 184.1  | 182.6          |
| Jan. 1986 | 92.4                        | 91.7           | 1172.0                       | 1163.0         | ** 72.0                    | ** 61.0        | 1274.0                       | 1264.0         | 100.1                    | 99.3           | 15.0                          | 14.9           | 188.3  | 186.8          |
| Feb.      | 89.7                        | 89.0           | 1133.0                       | 1124.0         | 59.2                       | 58.7           | 1240.0                       | 1230.0         | 96.5                     | 95.7           | 18.1                          | 18.0           | 197.9  | 194.6          |
| Mar.      | 91.5                        | 90.8           | 1155.0                       | 1146.0         | 54.0                       | 53.6           | 1236.0                       | 1226.0         | 98.4                     | 97.6           | 16.0                          | 15.9           | 200.1  | 198.5          |
| Apr.      | 88.6                        | 87.9           | 1119.0                       | 1110.0         | 52.8                       | 52.4           | 1213.0                       | 1203.0         | 95.3                     | 94.5           | 13.5                          | 13.4           | 207.0  | 205.4          |
| May       | 91.7                        | 91.0           | 1158.0                       | 1149.0         | 52.2                       | 51.8           | 1219.0                       | 1209.0         | 98.6                     | 97.8           | 11.2                          | 11.1           | 206.3  | 204.7          |
| June      | 89.0                        | 88.3           | 1124.0                       | 1115.0         | 51.2                       | 50.8           | 1192.0                       | 1183.0         | 93.2                     | 92.5           | 8.1                           | 8.0            | 213.3  | 211.6          |
| July      | 87.9                        | 87.2           | 1111.0                       | 1102.0         | 50.8                       | 50.4           | 1192.0                       | 1183.0         | 92.0                     | 91.3           | 7.7                           | 7.6            | 223.8  | 222.0          |
| Aug.      | 87.3                        | 86.6           | 1103.0                       | 1094.0         | 50.2                       | 49.8           | 1176.0                       | 1167.0         | 91.4                     | 90.7           | 8.5                           | 8.4            | 222.9  | 221.1          |
| Sep.      | 87.5                        | 86.8           | 1105.0                       | 1096.0         | 49.1                       | 48.7           | 1174.0                       | 1165.0         | 91.6                     | 90.9           | 7.6                           | 7.5            | 223.7  | 221.9          |
| Oct.      | 88.3                        | 87.6           | 1114.0                       | 1105.0         | 47.7                       | 47.3           | 1181.0                       | 1172.0         | 92.4                     | 91.7           | 6.8                           | 6.7            | 216.5  | 214.8          |
| Nov.      | 87.6                        | 86.9           | 1106.0                       | 1097.0         | 46.1                       | 45.7           | 1171.0                       | 1162.0         | 91.7                     | 91.0           | 5.2                           | 5.1            | 212.5  | 210.8          |

\* Official Prices.

\*\* (Per 100)

# INDEX

page number

## PRODUCTION

|    |  |       |
|----|--|-------|
| 45 | Gross Domestic Product and National Income.    | 70-71 |
| 46 | Sources and Uses of Gross Domestic Product.    | 72    |
| 47 | Agricultural Production.                       | 73    |
| 48 | Industrial Production of Principal Industries. | 74-75 |
| 49 | Industrial Production Index Number.            | 76-77 |
| 50 | Construction Activity.                         | 78-79 |

## PRICES

|    |  |       |
|----|--|-------|
| 51 | Cost of Living Index.  | 80-81 |
| 52 | Traded Shares Price Indices.                                   | 83    |
| 53 | Share Price Indices.   | 84    |
| 54 | Share Trading in Amman Financial Market.                       | 86-87 |
| 55 | Amman Wholesale Price Index.                                   | 88-89 |
| 56 | Wholesale Prices for Principal Commodities in Amman.           | 90-91 |
| 57 | Average Exchange Rates of Major Foreign Currencies (Per Unit). | 92-93 |

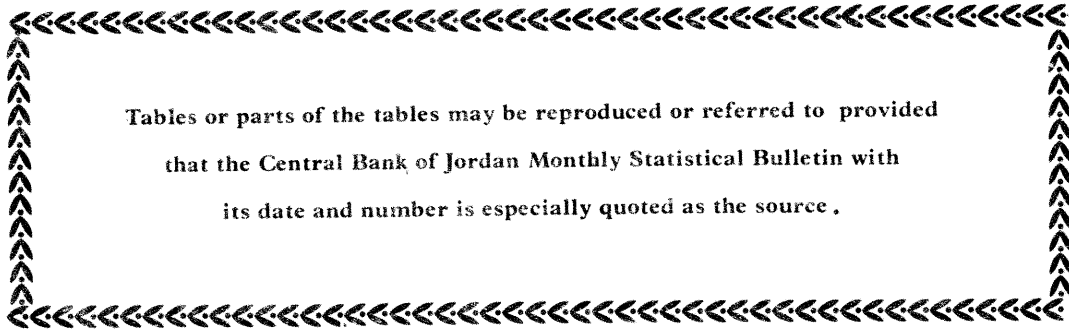
## Diagrams

|   |                                       |    |
|---|---------------------------------------|----|
| 1 | Money Supply.                         | 9  |
| 2 | Gold and Foreign Exchange Reserves.   | 13 |
| 3 | Commercial Banks Deposits with C.B.J  | 20 |
| 4 | Deposits with Commercial Banks.       | 28 |
| 5 | Outstanding Commercial Banks' Credit. | 31 |
| 6 | Banks' Clearing                       | 38 |
| 7 | Trade Balance.                        | 51 |
| 8 | Cost of Living Index.                 | 82 |
| 9 | Share Price Indices.                  | 85 |

# INDEX

page number

|   |   |       |
|---|---|-------|
| 1   | Major Economic Indicators.  | 4-5   |
| <b>MONEY AND BANKING</b>                      |   |       |
| 2   | Currency Issued by Denomination.  | 6     |
| 3   | Factors Affecting Currency in Circulation.                                | 7     |
| 4   | Money Supply.   | 8     |
| 5   | Factors Affecting Money Supply.   | 10    |
| 6   | Reserve Money.  | 11    |
| 7   | Gold and Foreign Exchange Reserves.                                       | 12    |
| 8   | Assets and Liabilities of the Central Bank of Jordan.                     | 14-17 |
| 9   | Factors Affecting Reserve Money.  | 18    |
| 10  | Commercial Banks Deposits with Central Bank of Jordan.                    | 19    |
| 11  | Consolidated Balance Sheet of the Commercial Banks.                       | 21    |
| 12  | Monetary Survey of the Banking System.                                    | 22    |
| 13  | Consolidated Balance Sheet of the Specialized Credit Institutions.        | 23    |
| 14  | Consolidated Balance Sheet of other Financial Corporations.               | 24    |
| 15  | Consolidated Balance Sheet of the Financial System.                       | 25    |
| 16  | Deposits with Commercial Banks.   | 26-27 |
| 17  | Term Structure of Deposit Rates.  | 29    |
| 18  | Sectoral Distribution of Outstanding Commercial Banks Credit.             | 30    |
| 19  | Total Credit to Private Sector by Credit Institutions.                    | 32    |
| 20  | Syndicated loans and Corporate Bonds.                                     | 33    |
| 21  | Term Structure of Lending Rates.  | 34-35 |
| 22  | Loans Movement of Specialized Credit Institutions.                        | 36    |
| 23  | Banks' Clearing.  | 37    |
| 24  | Activities of the Postal Savings Fund                                     | 39    |
| <b>PUBLIC FINANCE</b>                         |   |       |
| 25  | Summary of Central Government Budget.                                     | 40    |
| 26  | Central Government Domestic Revenues.                                     | 41    |
| 27  | Foreign Receipts of Central Government.                                   | 42    |
| 28  | Government Expenditures.  | 43    |
| 29  | Economic Classification of Government Expenditures.                       | 44    |
| 30  | Internal Public Debt.   | 45    |
| 31  | External Public Debt.   | 46    |
| <b>FOREIGN TRADE AND BALANCE OF PAYMENTS.</b> |   |       |
| 32  | Activity in Aqaba Port.   | 47    |
| 33  | Main Items of the Balance of Payments.                                    | 48-49 |
| 34  | Current Account.  | 50    |
| 35  | Foreign Trade by Economic Function.                                       | 52-53 |
| 36  | Geographical Distribution of Foreign Trade.                               | 54-55 |
| 37  | Domestic Exports by Commodity According to SITC.                          | 56-57 |
| 38  | Imports by Commodity According to SITC.                                   | 58-59 |
| 39  | Domestic Exports to APMC According to SITC.                               | 60-61 |
| 40  | Imports From APMC According to SITC.                                      | 62-63 |
| 41  | Indices of Unit Price and Unit Volume of Exports - Imports.               | 64-65 |
| 42  | Arrivals and Departures by Nationality.                                   | 66-67 |
| 43  | Foreign Exchange Permits Distributed by Area.                             | 68    |
| 44  | Foreign Exchange Permits Issued of Invisible Trade and Capital Transfers. | 69    |



Tables or parts of the tables may be reproduced or referred to provided that the Central Bank of Jordan Monthly Statistical Bulletin with its date and number is especially quoted as the source .



# CENTRAL BANK OF JORDAN

## *Monthly Statistical Bulletin*

VOL 22 No. 11

NOVEMBER 1986

---

DEPARTMENT OF RESEARCH AND STUDIES